



Product Approval
USER: Public User

[Product Approval Menu](#) > [Product or Application Search](#) > [Application List](#) > **Application Detail**

OFFICE OF THE SECRETARY

FL #	FL42453										
Application Type	New										
Code Version	2023										
Application Status	Approved										
Comments											
Archived	<input type="checkbox"/>										
Product Manufacturer	GIG Windows & Doors										
Address/Phone/Email	290 W 78 Road Hialeah, FL 33014 (305) 558-8103 tony@generalimpact.com										
Authorized Signature	Jose Zuniga tony@generalimpact.com										
Technical Representative											
Address/Phone/Email											
Quality Assurance Representative											
Address/Phone/Email											
Category	Exterior Doors										
Subcategory	Swinging Exterior Door Assemblies										
Compliance Method	Evaluation Report from a Florida Registered Architect or a Licensed Florida Professional Engineer <input type="checkbox"/> Evaluation Report - Hardcopy Received										
Florida Engineer or Architect Name who developed the Evaluation Report	Walter A. Tillit Jr., P.E.										
Florida License	PE-44167										
Quality Assurance Entity	National Accreditation and Management Institute										
Quality Assurance Contract Expiration Date	12/31/2026										
Validated By	John W. Knezevich, PE <input checked="" type="checkbox"/> Validation Checklist - Hardcopy Received										
Certificate of Independence	FL42453_R0_COI_COI_Drwg_23-219_Gig_Windows_Doors.pdf										
Referenced Standard and Year (of Standard)	<table border="0"> <thead> <tr> <th>Standard</th> <th>Year</th> </tr> </thead> <tbody> <tr> <td>ASTM E1300</td> <td>2009</td> </tr> <tr> <td>TAS 201</td> <td>1994</td> </tr> <tr> <td>TAS 202</td> <td>1994</td> </tr> <tr> <td>TAS 203</td> <td>1994</td> </tr> </tbody> </table>	Standard	Year	ASTM E1300	2009	TAS 201	1994	TAS 202	1994	TAS 203	1994
Standard	Year										
ASTM E1300	2009										
TAS 201	1994										
TAS 202	1994										
TAS 203	1994										
Equivalence of Product Standards Certified By											
Sections from the Code											

Product Approval Method

Method 1 Option D

Date Submitted	10/02/2023
Date Validated	10/02/2023
Date Pending FBC Approval	10/03/2023
Date Approved	12/13/2023

Summary of Products

FL #	Model, Number or Name	Description
42453.1	Series JAZS 70000 Commercial Outswing Entrance Door, Large & Small Missile Impact	Door System made of Laminated and Insulated Impact Resistant Glass retained by aluminum profile frame, wet glazed, with applicable hardware.
Limits of Use Approved for use in HVHZ: Yes Approved for use outside HVHZ: Yes Impact Resistant: Yes Design Pressure: +varies/-varies Other: Large & Small Missile Impact Resistant, A.S.D. Pressure rating: See schedules on installation Drawing No. 23-219. See General Notes No. 3 and 4, sheet 1 of installation drawing no. 23-219 for limitations.		Installation Instructions FL42453_R0_II_PED_Drwg_23-219_Gig_Windows_Doors.pdf Verified By: Walter A. Tillit Jr., P.E. PE 44167 Created by Independent Third Party: Yes Evaluation Reports FL42453_R0_AE_PER_Drwg_23-219_Gig_Windows_Doors.pdf Created by Independent Third Party: Yes

[Back](#)

[Next](#)


Contact Us :: [2601 Blair Stone Road, Tallahassee FL 32399](#) Phone: 850-487-1824

The State of Florida is an AA/EEO employer. [Copyright 2007-2013 State of Florida.](#) :: [Privacy Statement](#) :: [Accessibility Statement](#) :: [Refund Statement](#)

Under Florida law, email addresses are public records. If you do not want your e-mail address released in response to a public-records request, do not send electronic mail to this entity. Instead, contact the office by phone or by traditional mail. If you have any questions, please contact 850.487.1395. *Pursuant to Section 455.275(1), Florida Statutes, effective October 1, 2012, licensees licensed under Chapter 455, F.S. must provide the Department with an email address if they have one. The emails provided may be used for official communication with the licensee. However email addresses are public record. If you do not wish to supply a personal address, please provide the Department with an email address which can be made available to the public. To determine if you are a licensee under Chapter 455, F.S., please click [here](#).

Product Approval Accepts:





WALTER A. TILLIT, JR., P.E.

tilteco@aol.com
FL P.E. License No. 44167
FL C.A. License No. 0006719

CERTIFICATE OF INDEPENDENCE

Evaluation Report #: 23-0919.01

Date: September 19, 2023

Product Category: Exterior Doors

Product Subcategory: Swinging Exterior Door Assemblies

Product Name: **SERIES JAZS 70000 COMMERCIAL
OUTSWING ENTRANCE DOOR LARGE &
SMALL MISSILE IMPACT**

Manufacturer Name: **GIG WINDOWS & DOORS**
290 West 78th Road
Hialeah, FL 33014

Dear Sir (Madam):

This is to certify that this Florida Professional Engineer, performing this evaluation does not have nor will acquire, a financial interest in any company manufacturing or distributing products for which the reports are being issued.


This is also to certify that this Florida Professional Engineer performing this evaluation does not have, nor will acquire, a financial interest in any other entity involved in the approval process of the product.

Certificate of Independence prepared by Walter A. Tillit, Jr., P.E. (Florida License No. 44167), President of Tiltco, Inc. (Florida CA-0006719).

WALTER A. TILLIT, JR., P.E.
No. 44167
STATE OF
FLORIDA
PROFESSIONAL ENGINEER

WAT\ma

D:\TILTECO ADMON RECORDS \ CERTIFICATION OF INDEPENDENCE 2023 \ GIG WINDOWS & DOORS \ SERIES JAZS 70000
COMMERCIAL OUTSWING ENTRANCE DOOR LARGE & SMALL MISSILE IMPACT \ Evaluation Report 23-0919.01



WALTER A. TILLIT, JR., P.E.

tilteco@aol.com
FL P.E. License No. 44167
FL C.A. License No. 0006719

PRODUCT EVALUATION REPORT

REPORT No.: 23-0919.01

DATE: September 19, 2023

PRODUCT CATEGORY: Exterior Doors

PRODUCT SUB-CATEGORY: Swinging Exterior Door Assemblies

PRODUCT NAME: SERIES JAZS 70000 COMMERCIAL
OUTSWING ENTRANCE DOOR LARGE &
SMALL MISSILE IMPACT


MANUFACTURER: GIG WINDOWS & DOORS
290 West 78th Road
Hialeah, FL 33014

1. PURPOSE OF EVALUATION:

This is a Product Evaluation Report issued by **Walter A. Tillit, Jr., P.E.** (System ID # 1906) to **GIG WINDOWS & DOORS**, based on **Rule Chapter No. 61G20-3, Method 1D** of the **Florida Department of Business and Professional Regulation**.

This product is being issued an Evaluation Report as described herein and has been verified for compliance in accordance with the 2023 8th Edition of the Florida Building Code, and to verify that the product is for the purpose intended at least equivalent to that required by the Code.

This Product Evaluation Report shall be subject to review and revision in case of a Building Code change that may affect its limitations and conditions.



2. EVIDENCE SUBMITTED:

2.1. PRODUCT EVALUATION DOCUMENT (P.E.D.):

Drawing No. 23-219 titled “**SERIES JAZS 70000 COMMERCIAL OUTSWING ENTRANCE DOOR LARGE & SMALL MISSILE IMPACT**” sheets 1 thru 58 of 58 (includes 11A, 12A, 13A, 15A, 16A, 17A, 19A, 20A, thru 28A, 29A, 30A, 44A, thru 55A) prepared by **Tilteco, Inc.**; signed and sealed by **Walter A. Tillit, Jr., P.E.**; dated 9/19/2023. This drawing is an integral part of this Evaluation Report.

2.2. TEST REPORTS:

Impact and Cyclic Tests as per protocol TAS-201 and TAS-203, Uniform Static Load as per Protocol TAS 202 per sections 1626, and 1609.1.2 of the Florida Building Code.

Test reports prepared by Fenestration Testing Lab Inc., Reports No.10553, 10709 and 12604, signed and sealed by Dalmis Ortega, P.E.

2.3. STRUCTURAL ENGINEERING CALCULATIONS:

On “**SERIES JAZS 70000 COMMERCIAL OUTSWING ENTRANCE DOOR LARGE & SMALL MISSILE IMPACT**” for Maximum Pressure Rating vs. Maximum anchor spacing, Maximum Door’s width and height, Maximum Glass Size, based on rational and comparative analysis, in accordance with sections 1604 and 1616 of the Florida Building Code. Calculations prepared by Tilteco, Inc., dated 04/03/2019 and 03/05/2022, signed and sealed by Walter A. Tillit, Jr., P.E. Glass verified per ASTM E-1300-9a, per section 2401.1 of the Florida Building Code.


3. MISSILE IMPACT RESISTANCE:

Large Missile Impact resistance is provided per TAS 201 (9 lbs., 50 feet/sec).

4. WIND LOADS RESISTANCE:

On **SERIES JAZS 70000 COMMERCIAL OUTSWING ENTRANCE DOOR LARGE & SMALL MISSILE IMPACT** has been verified to keep sustain wind pressures. Maximum Glass Panels Dimensions, Maximum Door width and heights shall be as indicated on Product Evaluation Document (P.E.D.), Drawing No. **23-219**.

Maximum Design Pressure Rating for Doors, Door Jambs Mullions, Jambs, Head/Sill connections for applicable substrates shall be as indicated on Product Evaluation Document (P.E.D), Drawing No. **23-219**.



5. INSTALLATION:

Installation shall be performed strictly in accordance with General Notes # 4, 5, 6, 8, 10, 12, 13, 14 and 15, indicated on sheet 1 and details indicated on Product Evaluation Document (P.E.D.), drawing No. **23-219**.

Gaskets and setting blocks used at installations comply with section 2411.3.4 of the Florida Building Code as specified on Bill of Materials on Product Evaluation Document (P.E.D.) **Drawing No. 23-219**.

6. MATERIAL CHARACTERISTICS AND SPECIFICATIONS:

Shall be strictly in accordance with General Notes and Components indicated on Product Evaluation Document (P.E.D.), **Drawing No. 23-219**.

Anchor specifications shall be as indicated on sheet 1, of Product Evaluation Document (P.E.D.), **Drawing No. 23-219**.

7. LIMITATIONS AND CONDITIONS OF USE:


7.1. Shall be strictly in compliance with General Notes No. 1 thru 5, indicated on sheet 1 of Product Evaluation Document (P.E.D.), Drawing No. **23-219** prepared by Tilteco, Inc. and signed and sealed by Walter A. Tillit, Jr., P.E.

7.2. Product **may** be installed within HIGH VELOCITY HURRICANE ZONES as defined on section 202 of the Florida Building Code and out of it.

7.3. Product shall only be installed into poured concrete, grouted concrete block, aluminum, steel and wood structures with limitations indicated on Product Evaluation Document (P.E.D), Drawing No. **23-219**..

Product Evaluation Report prepared by Walter A. Tillit, Jr., P.E. (Florida License No. 44167), President of Tilteco, Inc. (Florida CA-0026719).

WAT\ma
D:\TILTECO ADMON RECORDS \ P. E. REPORT.23 \ GIG WINDOWS & DOORS \ SERIES JAZS 70000 COMMERCIAL
OUTSWING ENTRANCE DOOR LARGE & SMALL MISSILE IMPACT\ DRWG # 23-219 \ REPORT # 23-0919.01.



**SERIES JAZS-70000 COMMERCIAL OUTSWING ENTRANCE DOOR
W/ LARGE & SMALL MISSILE IMPACT RESISTANT GLASS
VALID FOR OPTIONAL SYSTEM # 1 & OPTIONAL SYSTEM # 2**

GENERAL NOTES:

1. SERIES JAZS-70000 COMMERCIAL OUTSWING ENTRANCE DOOR SHOWN ON THIS PRODUCT EVALUATION DOCUMENT (P.E.D.) HAS BEEN VERIFIED FOR COMPLIANCE IN ACCORDANCE WITH THE 2023 (8TH EDITION) OF THE FLORIDA BUILDING CODE. PRODUCT MAY BE INSTALLED WITHIN HIGH VELOCITY HURRICANE ZONES (HVHZ) AND OUT OF THEM (NHVHZ).

DESIGN WIND LOADS SHALL BE DETERMINED AS PER SECTIONS 1620 (HVHZ) & 1609 (NHVHZ) OF THE ABOVE MENTIONED CODE, FOR A BASIC WIND SPEED AS REQUIRED BY THE JURISDICTION WHERE THIS PRODUCT TO BE INSTALLED FOR A DIRECTIONALITY FACTOR $K_d=0.85$, USING ASCE 7-22 & SHALL NOT EXCEED THE MAXIMUM (A.S.d.) DESIGN PRESSURE RATING INDICATED ON NOTE 2.

IN ORDER TO VERIFY THE ABOVE CONDITION, ULTIMATE DESIGN WIND LOADS DETERMINED PER ASCE 7-22 SHALL BE FIRST REDUCED TO A.S.D. DESIGN WIND LOADS BY MULTIPLYING THEM BY 0.6 IN ORDER TO COMPARE THESE W/MAX. (A.S.D.) DESIGN PRESSURE RATINGS INDICATED ON NOTE 2.

IN ORDER TO VERIFY THAT ANCHORS ON THIS P.E.D., AS TESTED, WERE NOT OVERSTRESSED, A 33% INCREASE IN ALLOWABLE STRESS FOR WIND LOADS WAS NOT USED IN THEIR ANALYSIS. FASTENERS SPACING TO WOOD HAS BEEN DETERMINED IN ACCORDANCE WITH N.D.S. 2018.

THIS PRODUCT'S ADEQUACY FOR IMPACT AND WIND RESISTANCE HAS BEEN VERIFIED IN ACCORDANCE WITH SECTIONS 1626 & 1609.1.2 OF THE ABOVE MENTIONED CODE AS PER PROTOCOLS TAS-201, TAS-202, TAS-203, PER FENESTRATION TESTING LABORATORY REPORTS #10553, #10709 AND #12604 AND AS PER SUBMITTED STRUCTURAL CALCULATIONS, PERFORMED AS PER SECTIONS 1616 & 1604 OF THE FLORIDA BUILDING CODE. GLASS HAS BEEN VERIFIED PER ASTM E-1300, PER SECTION 2404.1 OF THE FLORIDA BUILDING CODE.

2. **MAXIMUM A.S.D. DESIGN PRESSURE RATING FOR ALUMINUM ENTRANCE DOOR SHALL BE AS PER SCHEDULES ON SHEETS 32, 33 & 34 (FOR OPTIONAL SYSTEM # 1) & SHEETS 57 & 58 (FOR OPTIONAL SYSTEM # 2).**

3. **THIS PRODUCT WILL NOT REQUIRE A HURRICANE PROTECTION DEVICE.**

4. THIS PRODUCT IS ONLY APPROVED FOR WATER INFILTRATION UNDER CONDITIONS INDICATED ON SHEETS 32 & 33 (FOR OPTIONAL SYSTEM # 1) AND SHEET 57 (FOR OPTIONAL SYSTEM # 2).

5. PROVIDE 1/4" MAX. LOAD BEARING SHIM (TYP.) WHEN ALLOWED BY DRAWING.

6. ALL SCREWS USED FOR ASSEMBLY CONNECTIONS TO BE STAINLESS STEEL 304 OR 316 AISI SERIES OF CORROSION RESISTANT COATED CARBON STEEL AS PER DIN 50018 AND SECTION 2411.3.3.4 OF THE FLORIDA BUILDING CODE WITH 510 ksi YIELD STRENGTH AND 790 ksi TENSILE STRENGTH.

7. **ANCHOR NOTES:**

A) **TO EXISTING POURED CONCRETE:**

(MIN. $f'c=2,730$ psi), MIN. EDGE DISTANCE (E.D.)= $2\frac{1}{2}$ "
 $\frac{1}{4}$ " ϕ ULTRACON ANCHOR W/ $1\frac{3}{4}$ " MIN. EMBEDMENT, AS MANUFACTURED BY DEWALT INC.

B) **TO EXISTING A.S.T.M. C-90 CONCRETE BLOCK WALL:**

MIN. EDGE DISTANCE (E.D.)= $2\frac{1}{2}$ "
 $\frac{1}{4}$ " ϕ ULTRACON ANCHOR W/ $1\frac{1}{2}$ " MIN. EMBEDMENT, AS MANUFACTURED BY DEWALT INC.

C) **TO EXISTING 2 x P.T. WOOD BUCK:**

MIN. EDGE DISTANCE (E.D.)= 1 "
 $\frac{1}{4}$ " ϕ ULTRACON ANCHOR W/ $1\frac{1}{2}$ " MIN. EMBEDMENT, AS MANUFACTURED BY DEWALT INC.

D) **TO EXISTING MIN. $\frac{1}{8}$ " THICK ALUMINUM TUBE (6063-T5 ALLOY):**

MIN. EDGE DISTANCE (E.D.)= $\frac{1}{2}$ "
 $\frac{1}{4}$ " ϕ -14 TEK SCREW, AS MANUFACTURED BY ITW/BUILDEX, INC. FULLY ENGAGED.

E) **TO EXISTING MIN. 16 GAGE STEEL MEMBER (MIN. A-653 GRADE 33 OR A-36):**

MIN. EDGE DISTANCE (E.D.)= $\frac{1}{2}$ "
 $\frac{1}{4}$ " ϕ -14 TEK SCREW, AS MANUFACTURED BY ITW/BUILDEX, INC. FULLY ENGAGED.

8. WOOD BUCKS BY OTHERS, MUST BE ANCHORED PROPERLY TO TRANSFER LOADS TO THE BUILDING STRUCTURE, WOOD BUCKS MUST BE SOUTHERN PINE # 2, $G=0.55$, AND SHALL COMPLY WITH SECTIONS 2411.3.3.3 & 2411.3.3.4 OF THE FLORIDA BUILDING CODE.

(8.1) 2 x WOOD BUCKS MUST BE PROPERLY ANCHORED TO EXISTING STRUCTURE TO TRANSFER LOADS TO IT. ANCHORAGE IS INDEPENDENT OF DOOR FRAME ANCHORAGE. DOOR FRAME MUST BE SEPARATELY ANCHORED TO 2 x WOOD BUCK FOLLOWING DETAILS ON THIS DRAWING.

(8.2) 1 x WOOD BUCK (OR ANY WOOD BUCK LESS THAN 2X) MUST BE PROPERLY ANCHORED TO EXISTING STRUCTURE TO TRANSFER LOADS TO IT. DOOR FRAME ANCHOR SHALL BE USED TO ATTACH 1X WOOD BUCK TO EXISTING STRUCTURE BY DRIVING ANCHOR THRU BOTH DOOR FRAME & 1 x WOOD BUCK INTO EXISTING STRUCTURE W/ PROPER EMBEDMENT AND EDGE DISTANCE AS SHOWN ON THIS DRAWING.

(8.3) DOOR FRAME MAY BE DIRECTLY CONNECTED TO EXISTING STRUCTURE WITH NO NEED OF WOOD BUCKS WHEN MASONRY OPENING IS NOT LARGER THAN ACTUAL DOOR OVERALL DIMENSIONS. HOWEVER, SHIMS (SEE NOTE 10) MAY BE ALLOWED AT DOOR FRAME ANCHOR LOCATION IF NEEDED.

9. REMAINING COMPONENTS FOR THIS PRODUCT SHALL BE AS INDICATED ON BILL OF MATERIALS, SHEETS 4 & 5 OF THIS DRAWING.

10. ALL ALUMINUM EXTRUSIONS IN CONTACT WITH DISSIMILAR MATERIALS SHALL COMPLY WITH SECTION III-6 OF THE 2020 ALUMINUM DESIGN MANUAL.

11. SHOP DRAWINGS PREPARED BASED ON THIS APPROVAL AND TAKING INTO ACCOUNT THE SPECIFIC JOB CONDITIONS, SHALL BE SUBMITTED TO THE BUILDING OFFICIAL AS PART OF THE PERMIT DOCUMENTS.

12. SUBSTRATE MATERIAL NOTED ON THIS DRAWING AS EXISTING BY OTHERS, POURED CONCRETE, GROUT FILLED CONCRETE BLOCK, WOOD AND METAL MUST WITHSTAND THE LOADS IMPOSED BY THIS PRODUCT.

13. THIS PRODUCT'S INSTALLATION SHALL COMPLY WITH ALL SPECS INDICATED IN THIS DRAWING PLUS ANY BUILDING AND ZONING REGULATIONS PROVIDED BY THE JURISDICTION WHERE PERMIT IS APPLIED TO.

14. (a) THIS P.E.D. PREPARED BY THIS ENGINEER IS GENERIC AND DOES NOT PROVIDE INFORMATION FOR A SITE SPECIFIC PROJECT; i.e.. WHERE THE SITE CONDITIONS DEVIATE FROM THE P.E.D.

(b) CONTRACTOR TO BE RESPONSIBLE FOR THE SELECTION, PURCHASE AND INSTALLATION INCLUDING LIFE SAFETY ON THIS PRODUCT, BASED ON THIS P.E.D. PROVIDED HE/SHE DOES NOT DEVIATE FROM THE CONDITIONS DETAILED ON THIS DOCUMENT. CONSTRUCTION SAFETY AT SITE IS THE CONTRACTOR'S RESPONSIBILITY.

(c) THIS P.E.D. WILL BE CONSIDERED INVALID IF ALTERED BY ANY MEANS.

(d) SITE SPECIFIC PROJECTS SHALL BE PREPARED BY A FLORIDA REGISTERED ENGINEER OR ARCHITECT WHICH WILL BECOME THE ENGINEER OF RECORD (E.O.R.) FOR THE PROJECT AND WHO WILL BE RESPONSIBLE FOR THE PROPER USE OF THE P.E.D. ENGINEER OF RECORD ACTING AS DELEGATED ENGINEER TO THE P.E.D. ENGINEER, SHALL SUBMIT TO THIS LATTER THE SITE SPECIFIC DRAWINGS FOR REVIEW.

(e) ORIGINAL P.E.D. SHALL BEAR THE DATE AND ORIGINAL SEAL AND SIGNATURE OF THE PROFESSIONAL ENGINEER OF RECORD THAT PREPARED IT.

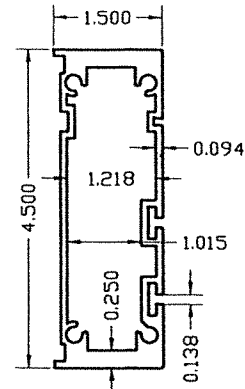
15. PRODUCT MANUFACTURER'S LABEL SHALL BE LOCATED ON A READILY VISIBLE LOCATION AT PRODUCT IN ACCORDANCE WITH SECTION 1709.5 OF THE FLORIDA BUILDING CODE. ONE LABEL SHALL BE PLACED FOR EVERY OPENING.

**THIS DRAWING SHALL ONLY BE USED TO
OBTAIN PERMITS IN THE STATE OF FLORIDA**

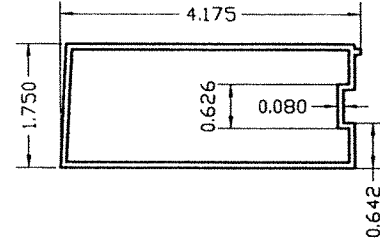
FLORIDA BUILDING CODE (HIGH & NON HIGH VELOCITY HURRICANE ZONE)		W.H. DRAWN BY:	09/19/2023 DATE:
SERIES JAZS 70000 COMMERCIAL OUTSWING ENTRANCE DOOR		290 WEST 78 ROAD HIALEAH, FL 33014	PH: (954)226-5555/(305)558-8103
TILECO INC.		FAX: (305)558-6665	www.gignwindows.com
TILLIT TESTING & ENGINEERING COMPANY		6355 N.W. 36th. St., Ste. 305, VIRGINIA GARDENS, FL 33166	Phone: (305)871-1530 Fax: (305)871-1531
©2023 TILECO, INC.		CA-0006719	WALTER A. TILLIT, Jr., P.E.
TILECO INC.		FLORIDA Lic. # 44167	

P.E. SEAL/SIGNATURE/DATE

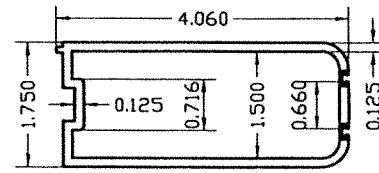
9/19/2023



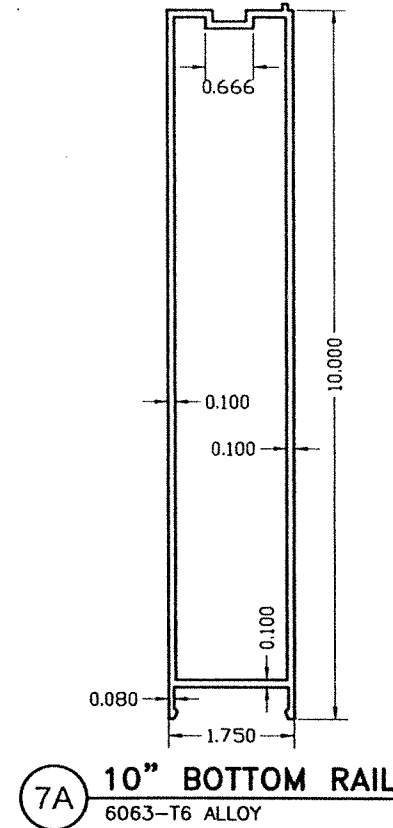
1 FRAME HEAD, JAMB & MULLION
6063-T6 ALLOY



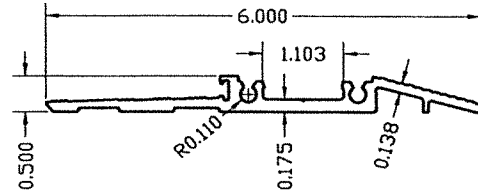
5 HINGE STILE
6063-T6 ALLOY



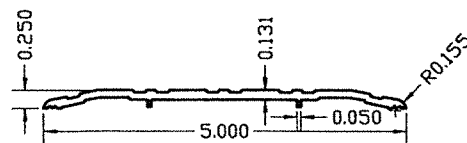
6 ACTIVE & IN-ACTIVE STILE
6005-T5 ALLOY



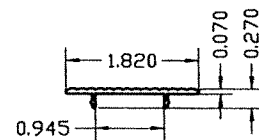
7A 10" BOTTOM RAIL
6063-T6 ALLOY



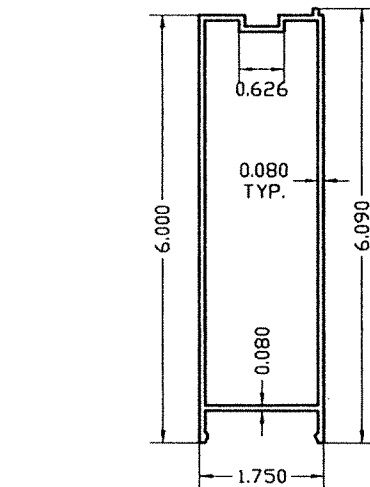
3 ADA-THRESHOLD
6063-T6 ALLOY



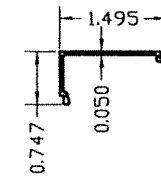
3A SADDLE THRESHOLD
6063-T6 ALLOY



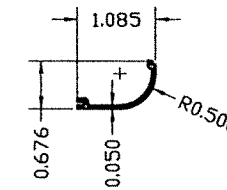
4 ADA-THRESHOLD SCREW COVER
6063-T6 ALLOY



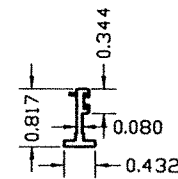
7 TOP & BOTTOM RAIL
6063-T6 ALLOY
(QUALIFIES **7A** , 10" TALL BOTTOM RAIL)



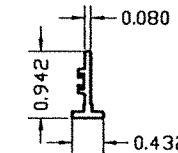
9 DOOR SCREW COVER
6063-T6 ALLOY



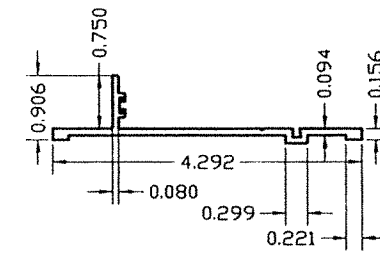
9A ALT. DOOR SCREW COVER
6063-T6 ALLOY



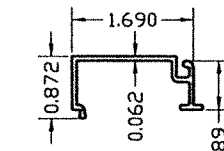
8 DOOR STOPPER ADAPTOR
6063-T6 ALLOY



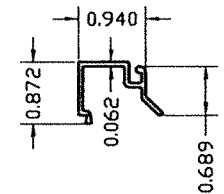
10 GLAZING ADAPTOR FIXED PANEL
6063-T6 ALLOY



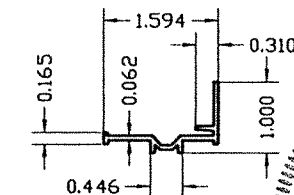
2 MULLION INSERT (TRANSOM)
6063-T6 ALLOY



11 FIXED PANEL GLAZING BEAD LAMINATED GLASS
6063-T6 ALLOY



12 FIXED PANEL GLAZING STOP INSULATED GLASS
6063-T6 ALLOY



13 DOOR GLAZING ADAPTOR
6063-T6 ALLOY

COMPONENTS
(OPTIONAL SYSTEM # 1)*
SCALE N.T.S.

* ALTERNATIVELY, DOOR SASH COMPONENTS # **19** , **20** , **21** , **21A** , **23A** , **26** , **27** , **42** & **43** CORRESPONDING TO OPTIONAL SYSTEM # 2 (SHT. 35) MAY BE USED AT INSTALLATIONS WITH DOOR FRAME FOR OPTIONAL SYSTEM #1 AS LONG AS MAX. DOOR DIMENSIONS & MAX. PRESSURE RATING DO NOT EXCEED VALUES INDICATED ON SCHEDULES SHEETS 32 & 33.

FLORIDA BUILDING CODE (HIGH & NON HIGH VELOCITY HURRICANE ZONE)

W.H. DRAWN BY: 09/19/2023 DATE: 23-219 DRAWING No. SHEET 2 OF 58

SERIES JAZZ 7000 COMMERCIAL OUTSWING ENTRANCE DOOR

230 WEST 78 ROAD HIALEAH, FL 33014 PH: (954)226-5555/(305)558-8103 FAX: (305)558-6665 www.gigwindows.com

WINDOWS & DOORS

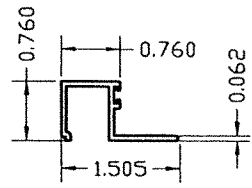
REV. No	DESCRIPTION	DATE
1	OLD 21-135	10/7/21
2		

TILECO INC.
TILLIT TESTING & ENGINEERING COMPANY
6355 N.W. 36th St., Ste. 305, VIRGINIA GARDENS, FL 33166
Phone: (305)971-1530 Fax: (305)971-1531
CA-0006719
WALTER A. TILLIT JR. P.E.
FLORIDA Lic. # 44167

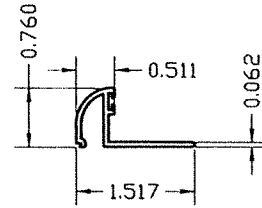
9/19/2023

P.E. SEAL/SIGNATURE/DATE

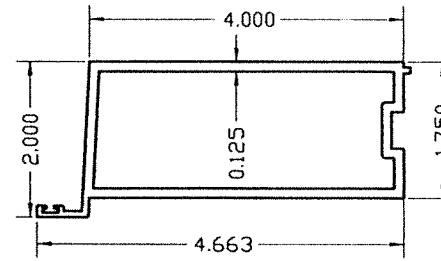
WALTER A. TILLIT JR. P.E. LICENSE No. 44167 STATE OF FLORIDA PROFESSIONAL ENGINEER



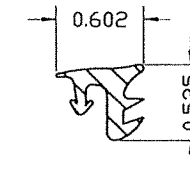
14A DOOR GLAZING BEAD
LAMINATED GLASS
6063-T6 ALLOY



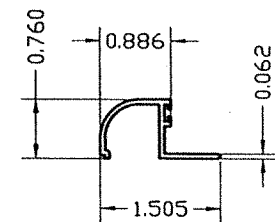
14D ALT. DOOR GLAZING
BEAD INSULATED
GLASS FOR 13/16"
6063-T6 ALLOY



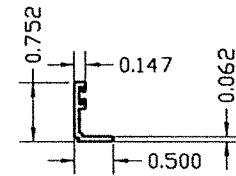
16A ACTIVE
ASTRAGAL STILE
6005-T5 ALLOY



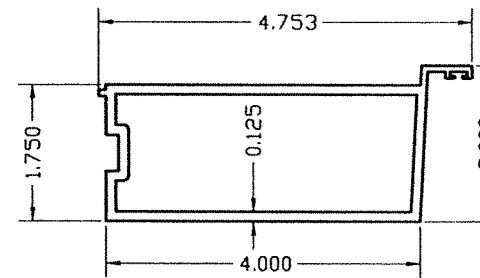
19 GLAZING GASKET
TPE



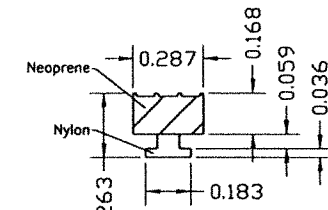
14B ALT. DOOR GLAZING
BEAD LAMINATED
GLASS
6063-T6 ALLOY



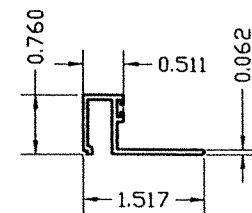
14E DOOR GLAZING
BEAD INSULATED
GLASS
6063-T6 ALLOY



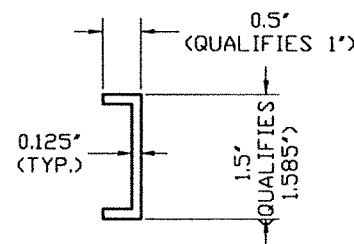
16B INACTIVE
ASTRAGAL STILE
6005-T5 ALLOY



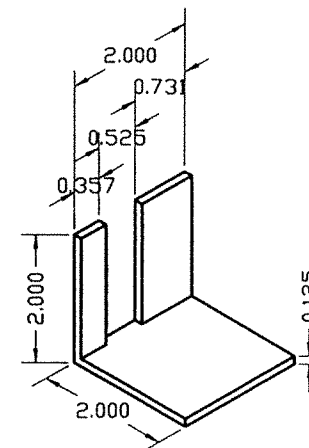
20 SOLID RUBBER
GASKET
NEOPRENE / NYLON



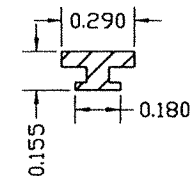
14C DOOR GLAZING BEAD
INSULATED GLASS
FOR 13/16"
6063-T6 ALLOY



15 RETAINER CLIP
(U-CHANNEL)
6063-T6 ALLOY
5" & 8" LONG



41 SADDLE THRESHOLD ANGLE
ADAPT 2"X2"X1/8"
6063-T52 ALLOY



21 GLAZING GASKET
TPE

COMPONENTS (CONT'D)
(OPTIONAL SYSTEM # 1)
SCALE N.T.S.

FLORIDA BUILDING CODE (HIGH & NON HIGH VELOCITY HURRICANE ZONE)

©2023 TILECO, INC.

TILECO INC.
TILLIT TESTING & ENGINEERING COMPANY
6355 N.W. 36th St., Ste. 305, VIRGINIA GARDENS, FL 33166
Phone : (305)871-1530 . Fax : (305)871-1531

WALTER A. TILLIT JR., P.E.
CA-0006719
FLORIDA Lic. # 44167

SERIES JAZZ 70000 COMMERCIAL
OUTSWING ENTRANCE DOOR

290 WEST 78 ROAD
HALEAH, FL 33014
PH: (954)226-5555/(305)558-8103
FAX: (305)558-6665
www.gjwindows.com

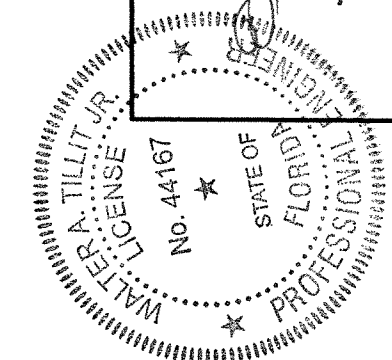
REV. NO.	DESCRIPTION	DATE
1		10/7/21
2		
3		

W.H.
DRAWN BY:

09/19/2023
DATE:

23-219
DRAWING NO.

SHEET 3 OF 58



Walter A. Tillit Jr.
9/19/2023

P.E. SEAL/SIGNATURE/DATE

BILL OF MATERIALS: OPTIONAL SYSTEM # 1

COMPONENT #	DESCRIPTION	DIMENSIONS/REMARKS	MATERIAL
①	FRAME HEAD, SILL & JAMB	SEE SHEET 2	6063-T6
②	MULLION INSERT (TRANSOM)	SEE SHEET 2	6063-T6
③	ADA-THRESHOLD	SEE SHEET 2	6063-T6
③A	SADDLE THRESHOLD	SEE SHEET 2	6063-T6
④	ADA-THRESHOLD SCREW COVER	SEE SHEET 2	6063-T6
⑤	HINGE STILE	SEE SHEET 2	6063-T6
⑥	ACTIVE & IN-ACTIVE STILE	SEE SHEET 2	6005-T5
⑦	TOP & BOTTOM RAIL	SEE SHEET 2	6063-T6
⑦A	10" BOTTOM RAIL	SEE SHEET 2	6063-T6
⑧	DOOR STOPPER ADAPTOR	SEE SHEET 2	6063-T6
⑨	SQUARE DOOR SCREW COVER	SEE SHEET 2	6063-T6
⑨A	ROUND DOOR SCREW COVER	SEE SHEET 2	6063-T6
⑩	GLAZING ADAPTER FIXED PANEL	SEE SHEET 2	6063-T6
⑪	FIXED PANEL GLAZING LAMINATED GLASS	SEE SHEET 2	6063-T6
⑫	FIXED PANEL GLAZING LAMINATED GLASS	SEE SHEET 2	6063-T6
⑬	DOOR GLAZING ADAPTER	SEE SHEET 2	6063-T6
⑬A	DOOR GLAZING BEAD LAMINATED GLASS	SEE SHEET 3	6063-T6
⑬B	ALT. DOOR GLAZING BEAD LAMINATED GLASS	SEE SHEET 3	6063-T6
⑬C	DOOR GLAZING BEAD INSULATED GLASS FOR 13/16"	SEE SHEET 3	6063-T6
⑬D	ALT. DOOR GLAZING BEAD INSULATED GLASS FOR 13/16"	SEE SHEET 3	6063-T6
⑬E	DOOR GLAZING BEAD INSULATED GLASS FOR 1-5/16"	SEE SHEET 3	6063-T6
⑮	RETAINER CLIP	SEE SHEET 3	6063-T6
⑮A	ACTIVE ASTRAGAL STILE	SEE SHEET 3	6005-T5
⑮B	INACTIVE ASTRAGAL STILE	SEE SHEET 3	6005-T5
⑰	GLAZING GASKET	SEE SHEET 3	TPE
⑲	SOLID RUBBER GASKET	SEE SHEET 3	NEOPRENE/NYLON
⑲	GLAZING GASKET	SEE SHEET 3	TPE
⑲	#10 x 5/8" S.S. TEK SCREW	GLAZING ADAPTER ASSEMBLY SCREW	STEEL
⑲	#14 x 1/2" HEX HEAD S.S. TEK SCREW	MULLION INSERT CONNECTION (5" start & 9" max o.c)	STEEL
⑲	#14 x 2 1/2" H.H SCREW	FRAME ASSEMBLY	STEEL
⑲	CONTINUOUS THREADED ROD	3/8"Ø, W/ (4) S.S. SECURITY NUTS W/ NYLON INSERT EACH DOOR PANEL (2 PER DOOR)	STEEL
⑲	GLAZING BULB / WEATHERSTRIP SEAL	0.250"x0.345" (ULTRAFAB)	VINYL
⑲A	BUMPER SPHEAR	0.140"x0.355" (ULTRAFAB)	SILICONE
⑲B	BUMPER SPHEAR	0.062"x0.25" (ULTRAFAB)	SILICONE
⑲	SETTING BLOCK	0.122"x0.5" (ULTRAFAB)	E.P.D.M.
⑲	FIN SEAL PILE W/ PLASTIC	ULTRAFAB	
⑲	STRUCTURAL SILICONE DOW CORNING 995	ALL AROUND GLASS	SILICONE
⑲	HINGE FULL MORTISE FIVE KNUCKLE - 4001	4 1/2"x4" MANUFACTURED BY REGENT	S.S
⑲	MCK-12HD Series Full Mortise Short Leaf Flush	MANUFACTURED BY MCKINNEY PRODUCTS COMPANY	6063-T6
⑲	HINGES SCREWS	(8) 12-24x1/2" F.H.	STEEL
⑲	HINGE REINFORCEMENT PLATE	1 1/5"x10"	STEEL
⑲	NON STRUCTURAL SILICONE DOW CORNING CONTRACTORS CONCRETE SEALANT (CCS)	AS SHOWN	SILICONE
⑲	MULTI POINT LOCK (ACTIVE SASH) MS 1850S SERIES MS@ DEADLOCK + 4015 THRESHOLD BOLT & 4016 HEADER BOLT	MANUFACTURED BY ASSA ABLOY	-
⑲A	MULTI POINT LOCK (ACTIVE SASH) 3-POINT HOOKBOLT MORTISE LOCK SERIES 2002	MANUFACTURED BY REGENT	-
⑲B	MULTI POINT LOCK (IN-ACTIVE SASH) MS1880 SERIES TWO-POINT FLUSHBOLTS	MANUFACTURED BY ASSA ABLOY	-
⑲	MULTI POINT LOCK (IN-ACTIVE SASH) MS2180 AUTO-RELEASE TWO-POINT FLUSHBOLT	MANUFACTURED BY ASSA ABLOY	-
⑲A	MULTI POINT LOCK (IN-ACTIVE SASH) 2 POINT LOCK SERIES 2-PT-L	MANUFACTURED BY REGENT	-
⑲	PANIC DEVICE - AD8400 SERIES CONCEALED VERTICAL ROD EXIT DEVICE FOR ACTIVE & INACTIVE SASH	MANUFACTURED BY ASSA ABLOY	-
⑲A	PANIC DEVICE - G86 SERIES CONCEALED VERTICAL ROD EXIT DEVICE FOR ACTIVE & INACTIVE SASH	MANUFACTURED BY ASSA ABLOY	-
⑲B	PANIC DEVICE - 9947 CONCEALED VERTICAL ROD EXIT DEVICE FOR ACTIVE & INACTIVE SASH	MANUFACTURED BY VON DUPRIN	-
⑲	SADDLE THRESHOLD ANGLE ADAPTER 2"X2"X1/8"	MANUFACTURED BY EASTERN METAL SUPPLY (SEE SHEET 3)	6063-T52
⑲	(4) #12 x 1/2" F.H SCREW	SADDLE THRESHOLD ASSEMBLY SCREW	S.S

FLORIDA BUILDING CODE (HIGH & NON HIGH VELOCITY HURRICANE ZONE)

SERIES JAZZ 7000 COMMERCIAL OUTSWING ENTRANCE DOOR

©2023 TILTECO, INC.

TILTECO INC.
 TILIT TESTING & ENGINEERING COMPANY
 6355 N.W. 36th St., Ste. 305, VIRGINIA GARDENS, FL 33166
 Phone : (305)871-1530 ; Fax : (305)871-1531

280 WEST 78 ROAD
 HIALEAH, FL 33014
 PH: (954)226-5555/(305)558-8103
 FAX: (305)558-6665
 www.gigwindows.com

WINDOVS & DOORS

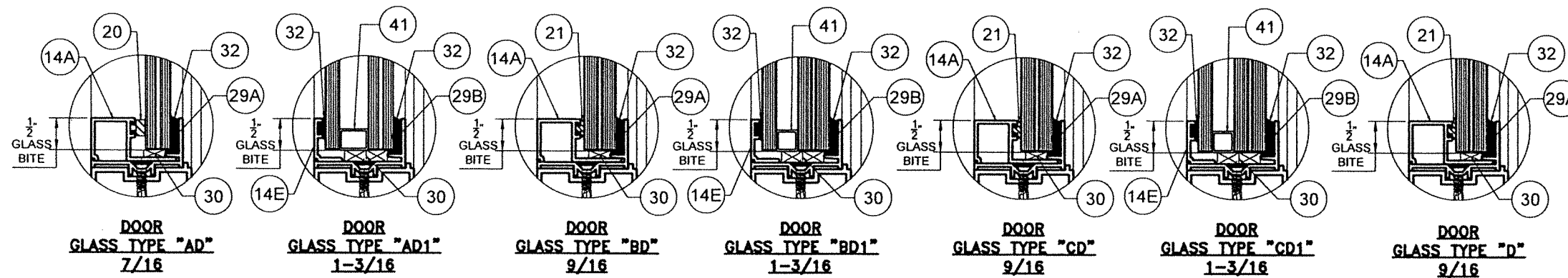
REV. NO. 1 DATE 01/21/15 DESCRIPTION
 REV. NO. 2 DATE 10/7/21 DESCRIPTION
 REV. NO. 3 DATE 10/7/21 DESCRIPTION

W.H. DRAWN BY: DATE: 09/19/2023
 23-219 DRAWING No.
 SHEET 4 OF 58

P.E. SEAL/SIGNATURE/DATE

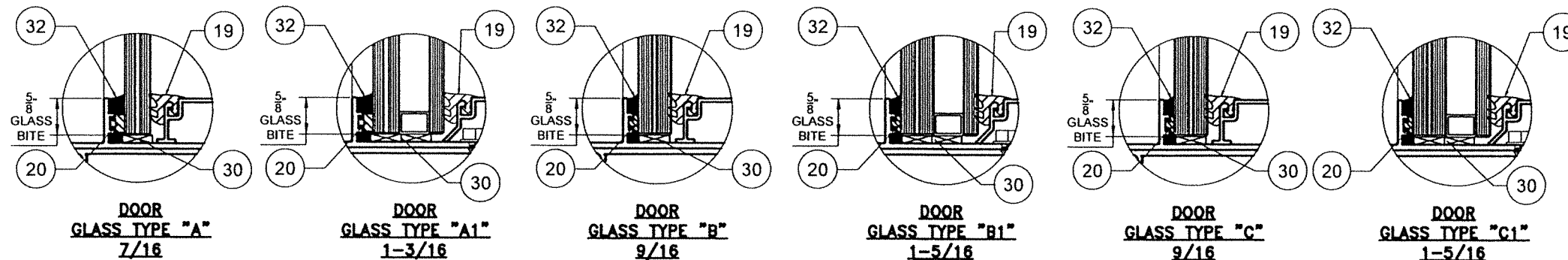
BILL OF MATERIALS AT DOORS (CONT'D) (OPTIONAL SYSTEM # 1)

DOOR COMPONENT #	TRANSOM COMPONENT #	DESCRIPTION	MATERIAL
(AD)	(A)	7/16" NOMINAL LAMINATED GLASS W/ 3/16" H.S. GLASS + 0.090" TROSIFOL PVB INTERLAYER BY KURARAY AMERICA, INC. + 3/16" H.S. GLASS.	GLASS
(AD1)	(A1)	1-3/16" NOMINAL INSULATED-LAMINATED GLASS W/ 1/4" TEMPERED GLASS OUT BOARD + 1/2" ARGON SPACER + 3/16" H.S. GLASS + 0.090" TROSIFOL PVB INTERLAYER BY KURARAY AMERICA, INC. + 3/16" H.S. GLASS.	GLASS
(BD)	(B)	9/16" NOMINAL LAMINATED GLASS W/ 1/4" H.S. GLASS + 0.090" TROSIFOL PVB INTERLAYER BY KURARAY AMERICA, INC. + 1/4" H.S. GLASS.	GLASS
(BD1)	-	1 3/16" NOMINAL INSULATED-LAMINATED GLASS W/ 1/4" TEMPERED GLASS OUT BOARD + 3/8" ARGON SPACER + 1/4" H.S. GLASS + 0.090" TROSIFOL PVB INTERLAYER BY KURARAY AMERICA, INC. + 1/4" H.S. GLASS.	GLASS
-	(B1)	1 5/16" NOMINAL INSULATED-LAMINATED GLASS W/ 1/4" TEMPERED GLASS OUT BOARD + 1/2" ARGON SPACER + 1/4" H.S. GLASS + 0.090" TROSIFOL PVB INTERLAYER BY KURARAY AMERICA, INC. + 1/4" H.S. GLASS.	GLASS
(CD)	(C)	9/16" NOMINAL LAMINATED GLASS W/ 1/4" H.S. GLASS + 0.090" SENTRYGLAS® INTERLAYER BY KURARAY AMERICA, INC. + 1/4" H.S. GLASS.	GLASS
(CD1)	-	1 3/16" NOMINAL INSULATED-LAMINATED GLASS W/ 1/4" TEMPERED GLASS OUT BOARD + 3/8" ARGON SPACER + 1/4" H.S. GLASS + 0.090" SENTRYGLAS® INTERLAYER BY KURARAY AMERICA, INC. + 1/4" H.S. GLASS.	GLASS
-	(C1)	1 5/16" NOMINAL INSULATED-LAMINATED GLASS W/ 1/4" TEMPERED GLASS OUT BOARD + 1/2" ARGON SPACER + 1/4" H.S. GLASS + 0.090" SENTRYGLAS® INTERLAYER BY KURARAY AMERICA, INC. + 1/4" H.S. GLASS.	GLASS
(D)	-	9/16" NOMINAL LAMINATED GLASS W/ 1/4" ANN. GLASS + 0.090" TROSIFOL PVB INTERLAYER BY KURARAY AMERICA, INC. + 1/4" ANN. GLASS.	GLASS



GLAZING DETAILS AT DOORS (OPTIONAL SYSTEM # 1)

SCALE 1/2"=1"



GLAZING DETAILS AT TRANSOM (OPTIONAL SYSTEM # 1)

SCALE 1/2"=1"

FLORIDA BUILDING CODE (HIGH & NON HIGH VELOCITY HURRICANE ZONE)

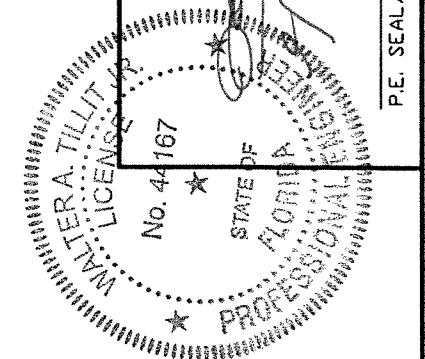
**SERIES JAZZ 7000 COMMERCIAL
OUTSWING ENTRANCE DOOR**

W.H. DRAWN BY: 09/19/2023 DATE: 23-219 DRAWING NO. SHEET 5 OF 58

290 WEST 76 ROAD
HUALACAI, FL 33014
PH: (954)226-5555 / (305)558-8103
FAX: (305)558-6665
www.gjwindows.com

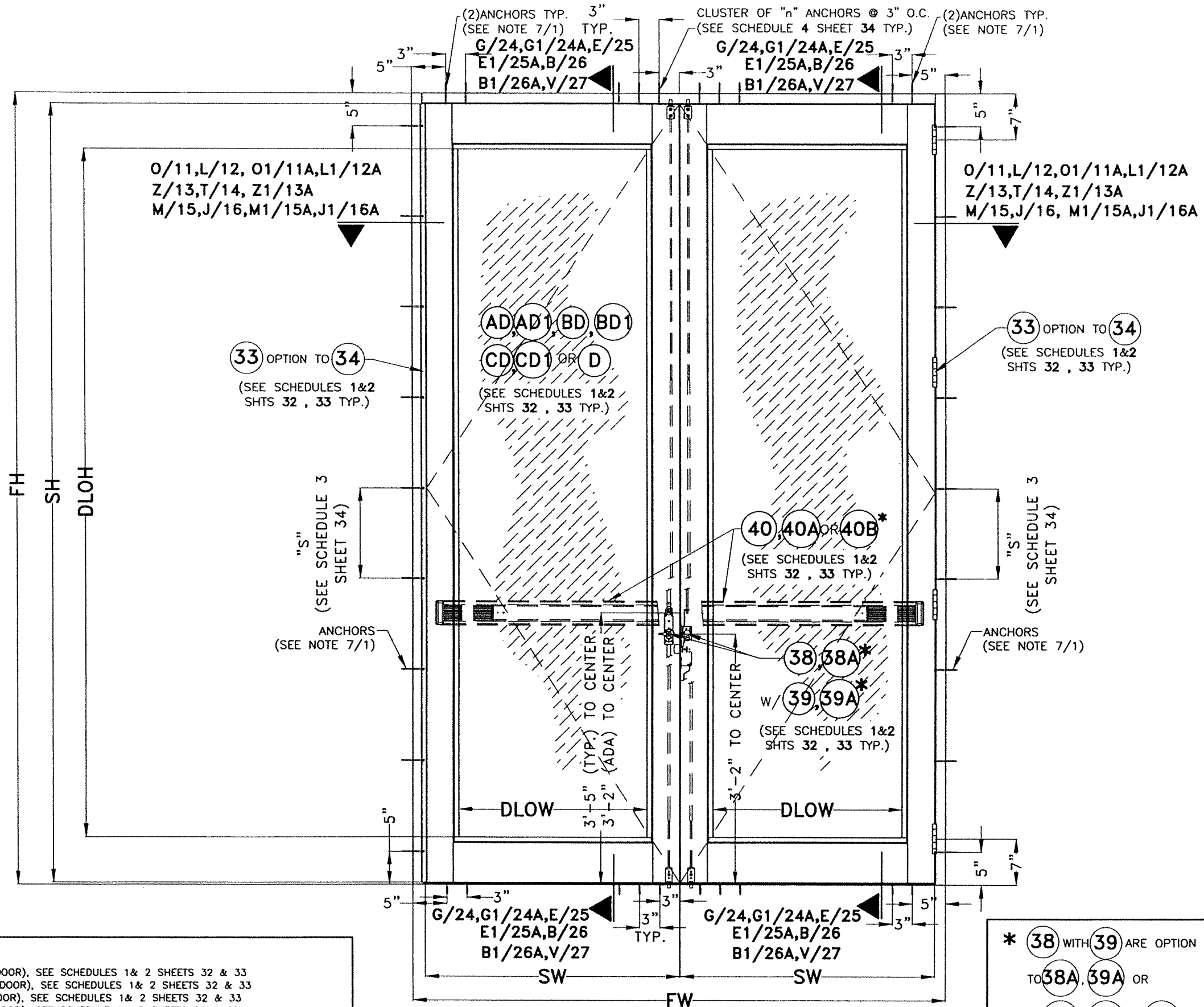
TILECO INC.
TILLIT TESTING & ENGINEERING COMPANY
6355 N.W. 36th St., Ste. 305, VIRGINIA GARDENS, FL 33166
Phone: (305)871-1530 • Fax: (305)871-1531
CA-0006719
WALTER A. TILLIT Jr., P.E.
FLORIDA Lic. # 44167

Walter A. Tillit Jr.
P.E. SEAL/SIGNATURE/DATE




LEGEND:

FW- FRAME WIDTH (DOUBLE DOOR), SEE SCHEDULES 1 & 2 SHEETS 32 & 33
FH- FRAME HEIGHT (DOUBLE DOOR), SEE SCHEDULES 1 & 2 SHEETS 32 & 33
SW- SASH WIDTH (DOUBLE DOOR), SEE SCHEDULES 1 & 2 SHEETS 32 & 33
SH- SASH HEIGHT (DOUBLE DOOR), SEE SCHEDULE 1 & 2 SHEETS 32 & 33
DLOW- DAY LIGHT OPENING WIDTH (DOUBLE DOOR), SEE SCHEDULE 1 & 2 SHEETS 32 & 33
DLOH- DAY LIGHT OPENING HEIGHT (DOUBLE DOOR)SEE SCHEDULES 1 & 2 SHEETS 32 & 33



TYPICAL EXTERIOR ELEVATION CASE I
(DOUBLE DOOR)
 N.T.S.
(OPTIONAL SYSTEM # 1)

* **38** WITH **39** ARE OPTION
 TO **38A, 39A** OR
 TO **40, 40A OR 40B**
 (SEE SCHEDULES 1 & 2 SHEETS 32,33)



FLORIDA BUILDING CODE (HIGH & NON HIGH VELOCITY HURRICANE ZONE)

TILECO INC.
 ©2023 TILECO, INC.

TILECO INC.
 TILLIT TESTING & ENGINEERING COMPANY
 6355 N.W. 36th St., Ste. 305, VIRGINIA GARDENS, FL 33166
 Phone : (305)871-1530 , Fax : (305)871-1531
 CA-0006719
 WALTER A. TILLIT JR., P.E.
 FLORIDA Lic. # 44167

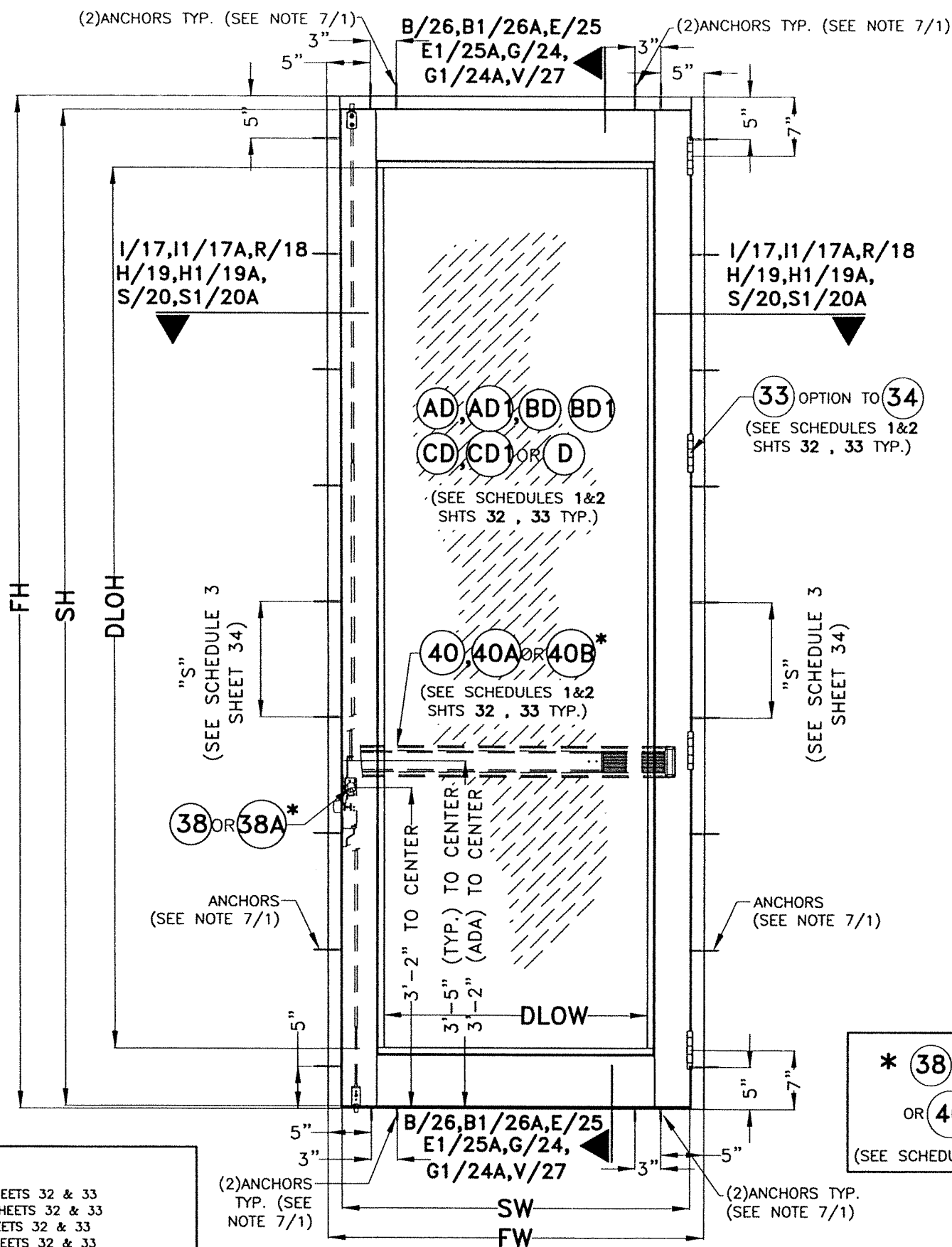
SERIES JAZZ 70000 COMMERCIAL OUTSWING ENTRANCE DOOR

W.H. DRAWN BY: 09/19/2023
 DATE: 23-219
 DRAWING NO. SHEET 6 OF 58

290 WEST 78 ROAD
 HIALEAH, FL 33014
 PH: (954)228-5555/(305)558-8103
 FAX: (305)558-6665
 www.gigwindows.com

REV. NO.	DATE	DESCRIPTION
1	10/7/21	OLD 21-135
2		
3		
4		

LEGEND:
 FW= FRAME WIDTH (SINGLE DOOR), SEE SCHEDULES 1& 2 SHEETS 32 & 33
 FH= FRAME HEIGHT (SINGLE DOOR), SEE SCHEDULES 1& 2 SHEETS 32 & 33
 SW= SASH WIDTH (SINGLE DOOR), SEE SCHEDULES 1& 2 SHEETS 32 & 33
 SH= SASH HEIGHT (SINGLE DOOR), SEE SCHEDULES 1& 2 SHEETS 32 & 33
 DLOW= DAY LIGHT OPENING WIDTH (SINGLE DOOR), SEE SCHEDULES 1& 2 SHEETS 32 & 33
 DLOH= DAY LIGHT OPENING HEIGHT (SINGLE DOOR), SEE SCHEDULES 1& 2 SHEETS 32 & 33



* 38 IS OPTION TO 38A
 OR 40, 40A OR 40B
 (SEE SCHEDULES 1&2 SHEETS 32,33)

TYPICAL EXTERIOR ELEVATION CASE II
(SINGLE DOOR) N.T.S.
(OPTIONAL SYSTEM # 1)

FLORIDA BUILDING CODE (HIGH & NON HIGH VELOCITY HURRICANE ZONE)


SERIES JAZZ 70000 COMMERCIAL OUTSWING ENTRANCE DOOR

280 WEST 78 ROAD
 HIALEAH, FL 33014
 PH: (954)226-5555 / (305)558-8103
 FAX: (305)558-6665
 www.gigwindows.com

TILECO INC.
 TILLIT TESTING & ENGINEERING COMPANY
 6355 N.W. 36th St., Ste. 305, VIRGINIA GARDENS, FL 33186
 Phone: (305)871-1530, Fax: (305)871-1531
 WALTER A. TILLIT JR. P.E.
 FLORIDA Lic. # 44167

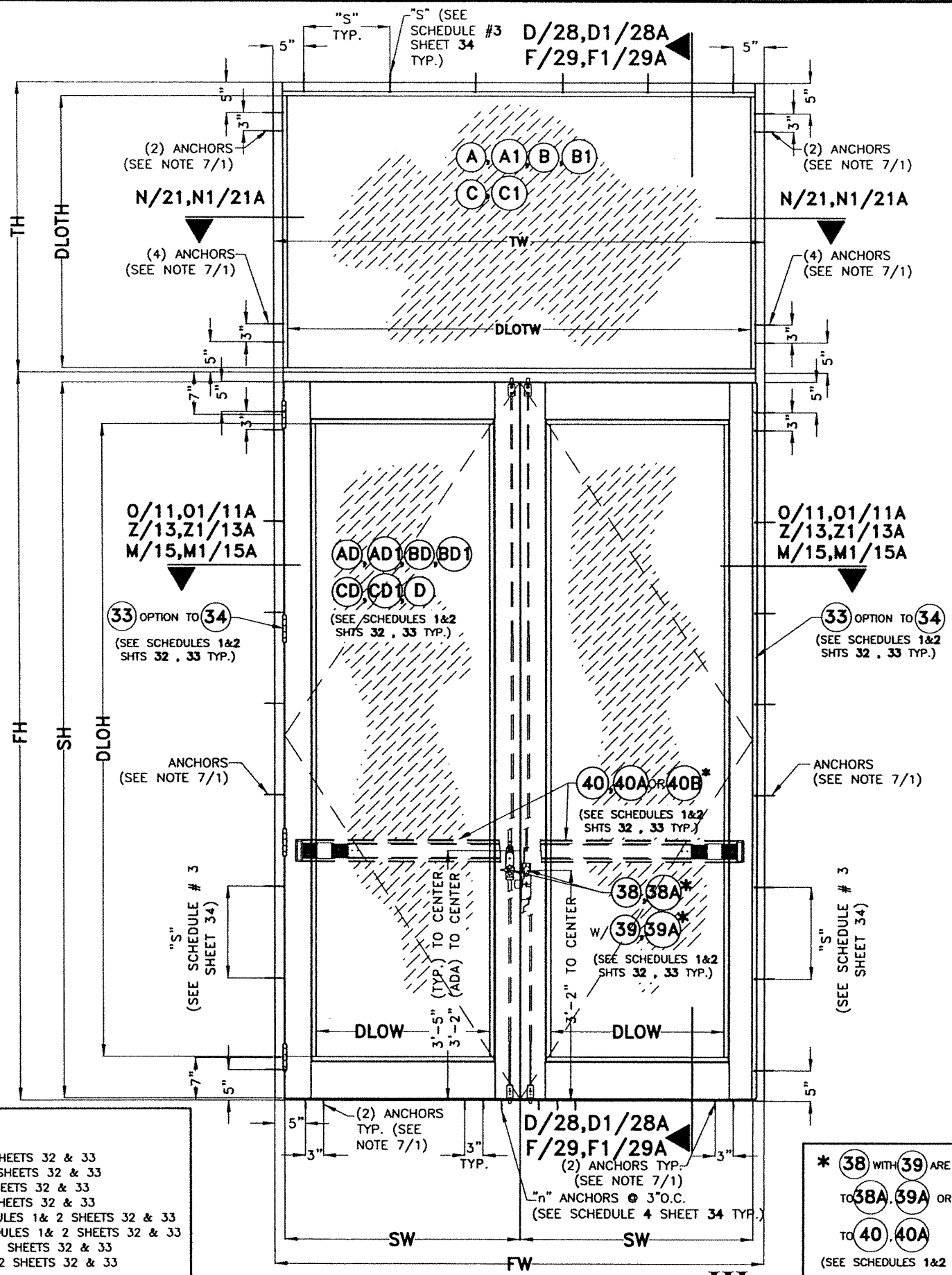
REV. NO	DESCRIPTION	DATE	REV. NO	DESCRIPTION	DATE
1	OLD 21-135	10/7/21	3		
2					

W.H. DRAWN BY: DATE: 09/19/2023
 DRAWING No. **23-219**
 SHEET 7 OF 38



LEGEND:

FW= FRAME WIDTH (DOUBLE DOOR), SEE SCHEDULES 1 & 2 SHEETS 32 & 33
 FH= FRAME HEIGHT (DOUBLE DOOR), SEE SCHEDULES 1 & 2 SHEETS 32 & 33
 SW= SASH WIDTH (DOUBLE DOOR), SEE SCHEDULES 1 & 2 SHEETS 32 & 33
 SH= SASH HEIGHT (DOUBLE DOOR), SEE SCHEDULES 1 & 2 SHEETS 32 & 33
 DLOW= DAY LIGHT OPENING WIDTH (DOUBLE DOOR), SEE SCHEDULES 1 & 2 SHEETS 32 & 33
 DLOH= DAY LIGHT OPENING HEIGHT (DOUBLE DOOR), SEE SCHEDULES 1 & 2 SHEETS 32 & 33
 TW= TRANSOM WIDTH (DOUBLE DOOR), SEE SCHEDULES 1 & 2 SHEETS 32 & 33
 TH= TRANSOM HEIGHT (DOUBLE DOOR), SEE SCHEDULES 1 & 2 SHEETS 32 & 33
 DLOTW= DAY LIGHT OPENING TRANSOM WIDTH (DOUBLE DOOR), SEE SCHEDULES 1 & 2 SHEETS 32 & 33
 DLOTH= DAY LIGHT OPENING TRANSOM HEIGHT (DOUBLE DOOR), SEE SCHEDULES 1 & 2 SHEETS 32 & 33



* (38) WITH (39) ARE OPTION TO (38A), (39A) OR TO (40), (40A) (SEE SCHEDULES 1&2 SHEETS 32,33)

TYPICAL EXTERIOR ELEVATION CASE IIIa
(DOUBLE DOOR W/ TRANSOM)
 N.T.S. (OPTIONAL SYSTEM # 1)

FLORIDA BUILDING CODE (HIGH & NON HIGH VELOCITY HURRICANE ZONE)

©2023 TILTECO, INC.


TILTECO INC.
 TILLIT TESTING & ENGINEERING COMPANY
 6355 N.W. 36th St., Ste. 305, VIRGINIA GARDENS, FL 33168
 Phone: (305)871-1530 Fax: (305)871-1531
 CA-0006719
 WALTER A. TILLIT JR. P.E.
 FLORIDA Lic. # 44167

SERIES JAZZ 70000 COMMERCIAL OUTSWING ENTRANCE DOOR

W.H. DRAWN BY: 09/19/2023 DATE: 23-219 DRAWING No. SHEET 8 OF 58

280 WEST 78 ROAD
 280 EAST FL 350
 PH: (954)226-5555/(305)558-8103
 FAX: (305)558-6665
 www.gigawindows.com

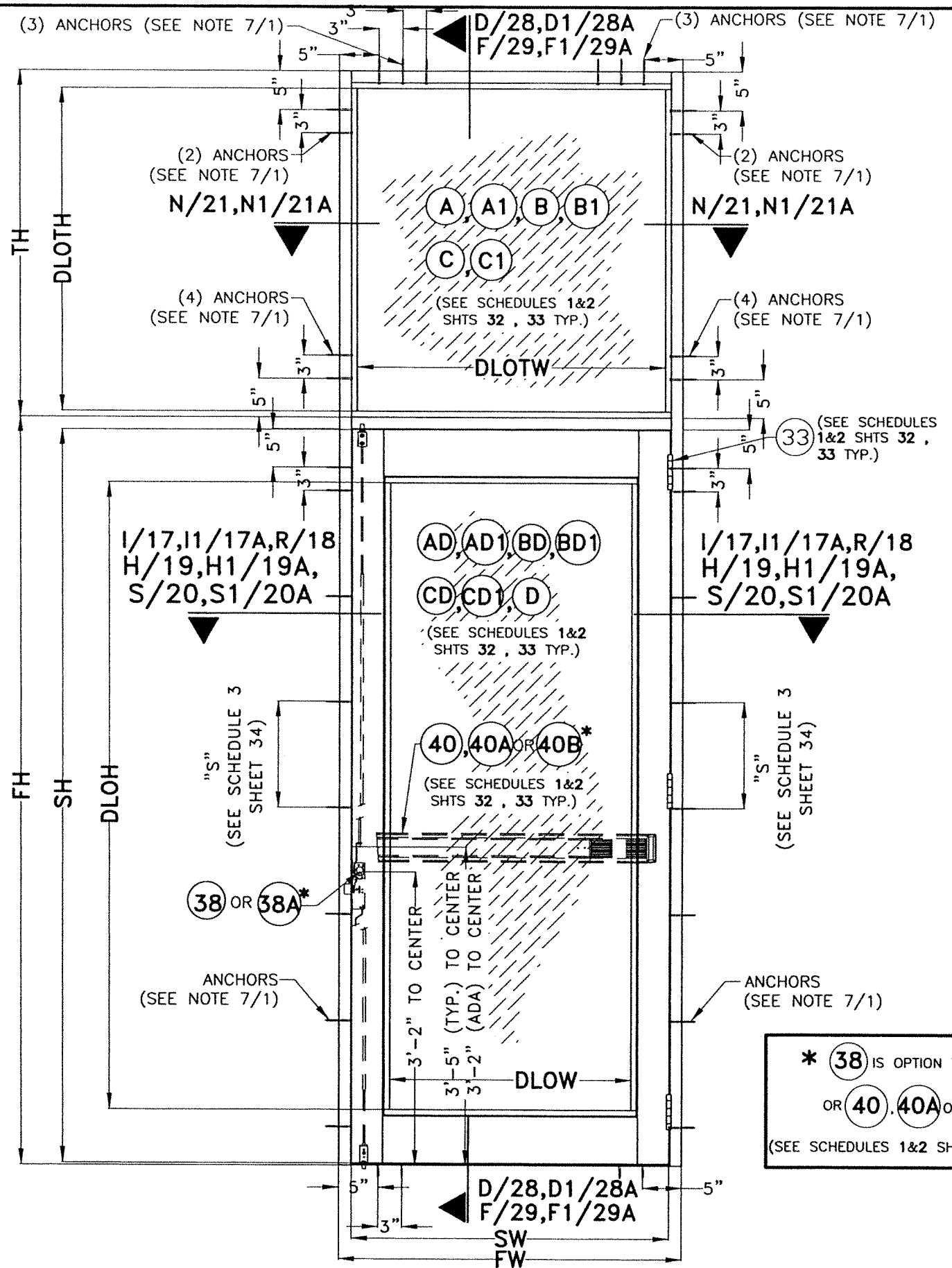
WINDOWS & DOORS
 REV. NO. DESCRIPTION DATE
 1 OLD 21-135 10/7/21
 2
 3
 4



P.E. SEAL/SIGNATURE/DATE

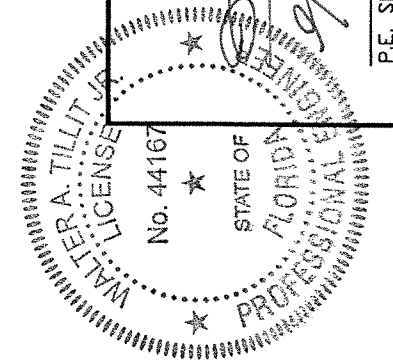
LEGEND:

FW= FRAME WIDTH (SINGLE DOOR), SEE SCHEDULES 1 & 2 SHEETS 32 & 33
 FH= FRAME HEIGHT (SINGLE DOOR), SEE SCHEDULES 1 & 2 SHEETS 32 & 33
 SW= SASH WIDTH (SINGLE DOOR), SEE SCHEDULES 1 & 2 SHEETS 32 & 33
 SH= SASH HEIGHT (SINGLE DOOR), SEE SCHEDULES 1 & 2 SHEETS 32 & 33
 DLOW= DAY LIGHT OPENING WIDTH (SINGLE DOOR), SEE SCHEDULES 1 & 2 SHEETS 32 & 33
 DLOH= DAY LIGHT OPENING HEIGHT (SINGLE DOOR), SEE SCHEDULES 1 & 2 SHEETS 32 & 33
 TW= TRANSOM WIDTH (SINGLE DOOR), SEE SCHEDULES 1 & 2 SHEETS 32 & 33
 TH= TRANSOM HEIGHT (SINGLE DOOR), SEE SCHEDULES 1 & 2 SHEETS 32 & 33
 DLOTW= DAY LIGHT OPENING TRANSOM WIDTH (SINGLE DOOR), SEE SCHEDULES 1 & 2 SHEETS 32 & 33
 DLOTH= DAY LIGHT OPENING TRANSOM HEIGHT (SINGLE DOOR), SEE SCHEDULES 1 & 2 SHEETS 32 & 33



TYPICAL EXTERIOR ELEVATION CASE IIIb
(SINGLE DOOR W/ TRANSOM)
 N.T.S. (OPTIONAL SYSTEM # 1)

* (38) IS OPTION TO (38A)
 OR (40), (40A) OR (40B)
 (SEE SCHEDULES 1&2 SHEETS 32,33)



FLORIDA BUILDING CODE (HIGH & NON HIGH VELOCITY HURRICANE ZONE)

SERIES JAZZ 7000 COMMERCIAL OUTSWING ENTRANCE DOOR

WALTECO INC.
 TILLIT TESTING & ENGINEERING COMPANY
 6355 N.W. 36th St., Ste. 305, VIRGINIA GARDENS, FL 33166
 Phone: (305)871-1530 Fax: (305)871-1531
 CA-0006719
 WALTER A. TILLIT, JR., P.E.
 FLORIDA Lic. # 44167

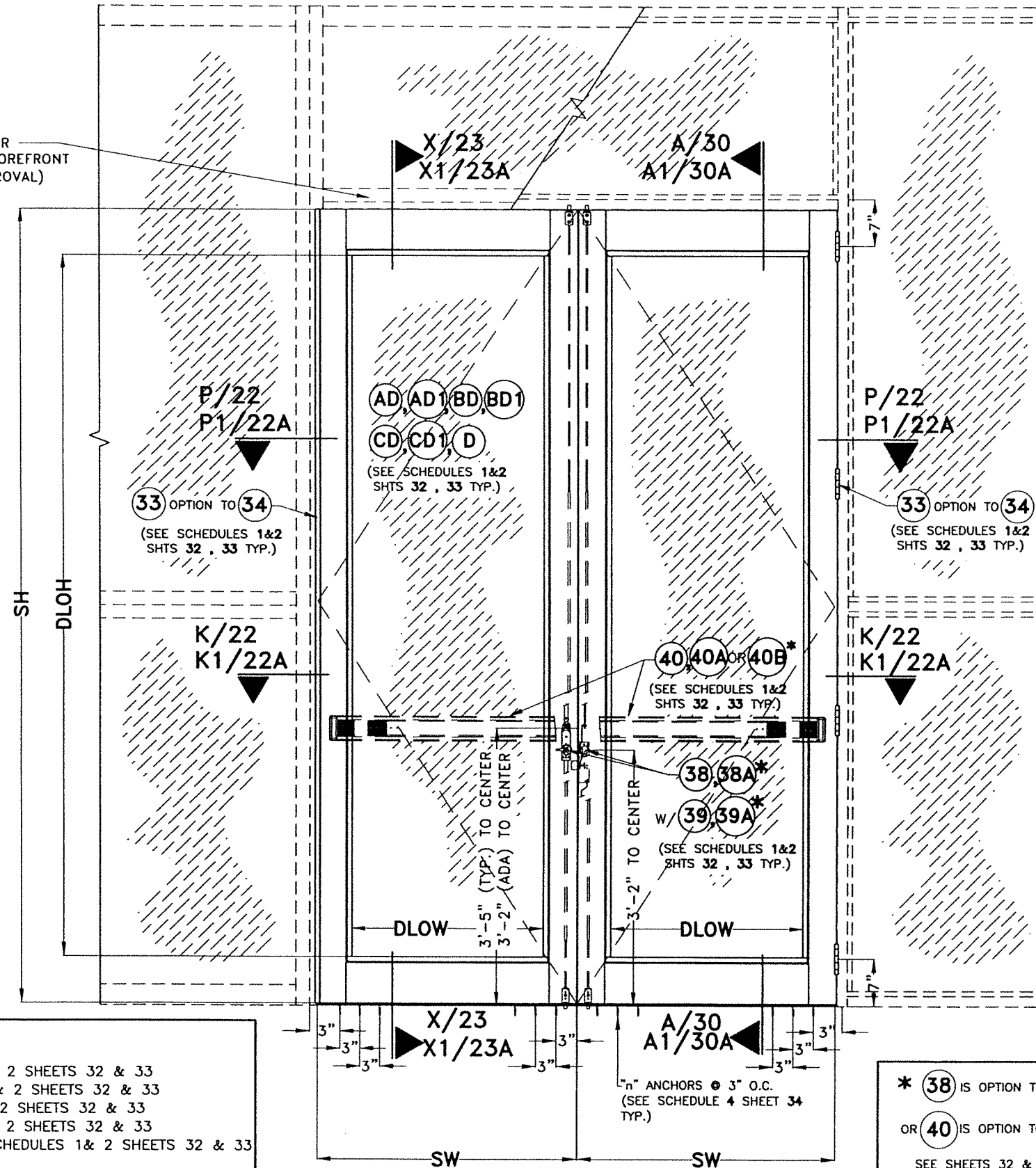
WINDOWS & DOORS
 280 WEST 78 ROAD
 HIALEAH, FL 33014
 PH: (954)226-5555/(305)558-8103
 FAX: (305)558-6685
 www.gigwindows.com

REV. NO.	DESCRIPTION	DATE	REV. NO.	DESCRIPTION	DATE
1	OLD 21-135	10/7/21	1		
2			2		

W.H. DRAWN BY: 09/19/2023
 DATE: 23-219
 DRAWING No. SHEET 9 OF 58

P.E. SEAL/SIGNATURE/DATE

DOOR TRANSOM BAR FOR
SERIES JAZS 70000 STOREFRONT
(UNDER SEPARATE APPROVAL)




LEGEND:

FW= FRAME WIDTH (DOUBLE & SINGLE DOOR), SEE SCHEDULES 1& 2 SHEETS 32 & 33
 FH= FRAME HEIGHT (DOUBLE & SINGLE DOOR), SEE SCHEDULES 1& 2 SHEETS 32 & 33
 SW= SASH WIDTH (DOUBLE & SINGLE DOOR), SEE SCHEDULES 1& 2 SHEETS 32 & 33
 SH= SASH HEIGHT (DOUBLE & SINGLE DOOR), SEE SCHEDULES 1& 2 SHEETS 32 & 33
 DLOW= DAY LIGHT OPENING WIDTH (DOUBLE & SINGLE DOOR), SEE SCHEDULES 1& 2 SHEETS 32 & 33
 DLOH= DAY LIGHT OPENING HEIGHT (DOUBLE & SINGLE DOOR), SEE SCHEDULES 1& 2 SHEETS 32 & 33
 TW= TRANSOM WIDTH (DOUBLE & SINGLE DOOR), SEE SCHEDULES 1& 2 SHEETS 32 & 33
 TH= TRANSOM HEIGHT (DOUBLE & SINGLE DOOR), SEE SCHEDULES 1& 2 SHEETS 32 & 33
 DLOTW= DAY LIGHT OPENING TRANSOM WIDTH (DOUBLE & SINGLE DOOR), SEE SCHEDULES 1 & 2 SHEETS 32 & 33
 DLOTH= DAY LIGHT OPENING TRANSOM HEIGHT (DOUBLE & SINGLE DOOR), SEE SCHEDULES 1& 2 SHEETS 32 & 33

**TYPICAL EXTERIOR ELEVATION CASE IV
(SINGLE OR DOUBLE DOOR W/ STOREFRONT
PER SCHEDULES 1 & 2 SHEETS 32, 33)
(OPTIONAL SYSTEM # 1)**

* 38 IS OPTION TO 38A
 OR 40 IS OPTION TO 40A OR 40B
 SEE SHEETS 32 & 33 FOR
 MAXIMUM SASH WIDTH & HEIGHT



FLORIDA BUILDING CODE (HIGH & NON HIGH VELOCITY HURRICANE ZONE)

**SERIES JAZS 70000 COMMERCIAL
OUTSWING ENTRANCE DOOR**

©2023 TILTECO, INC.

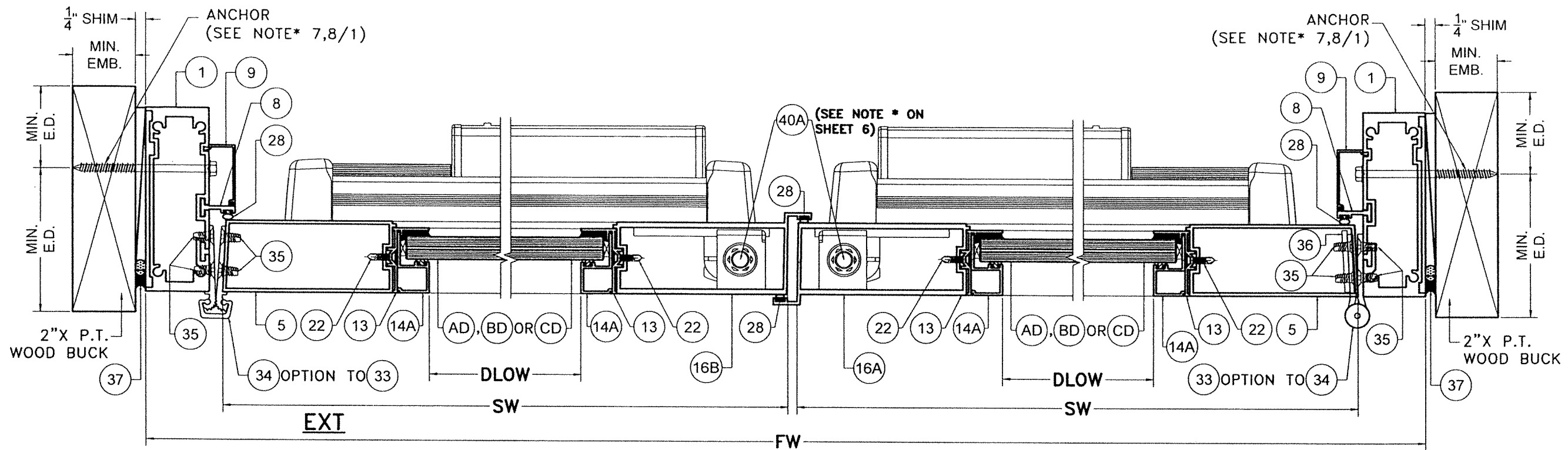
TILTECO INC.
 TILLIT TESTING & ENGINEERING COMPANY
 6355 N.W. 36th St., Ste. 305, VIRGINIA GARDENS, FL 33166
 Phone : (305)871-1530 . Fax : (305)871-1531
 WALTER A. TILLIT JR. P.E.
 FLORIDA Lic. # 44167

290 WEST 78 ROAD
 HIALEAH, FL 33014
 PH: (954)226-5555/(305)558-8103
 FAX: (305)558-6665
 www.gjwindows.com

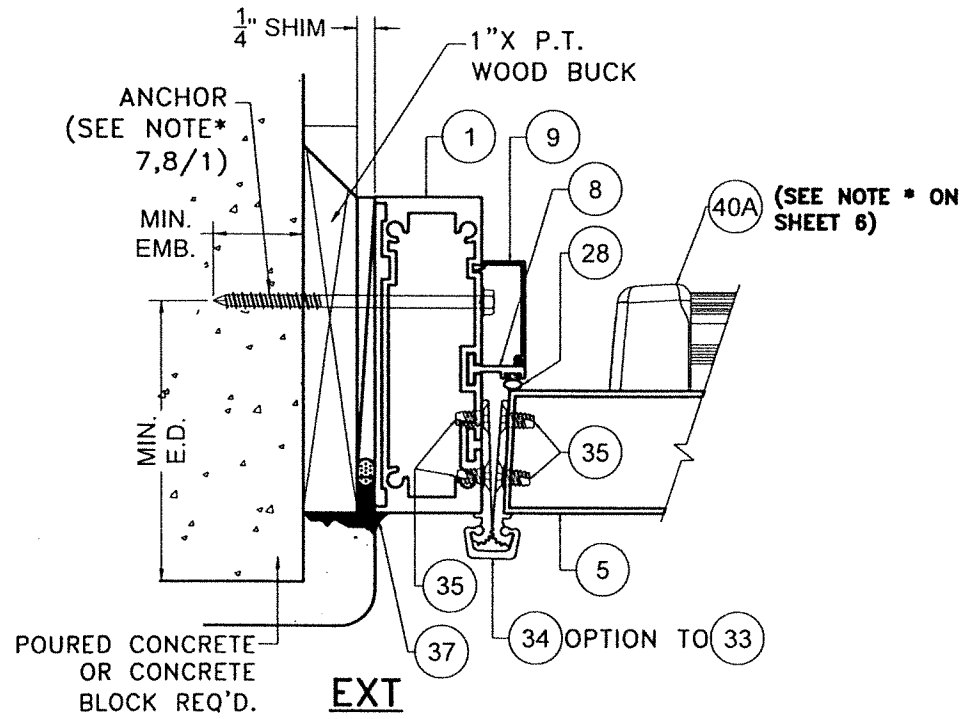
WINDOWS & DOORS

REV. NO.	DESCRIPTION	DATE
1	OLD 21-135	10/7/21
2		

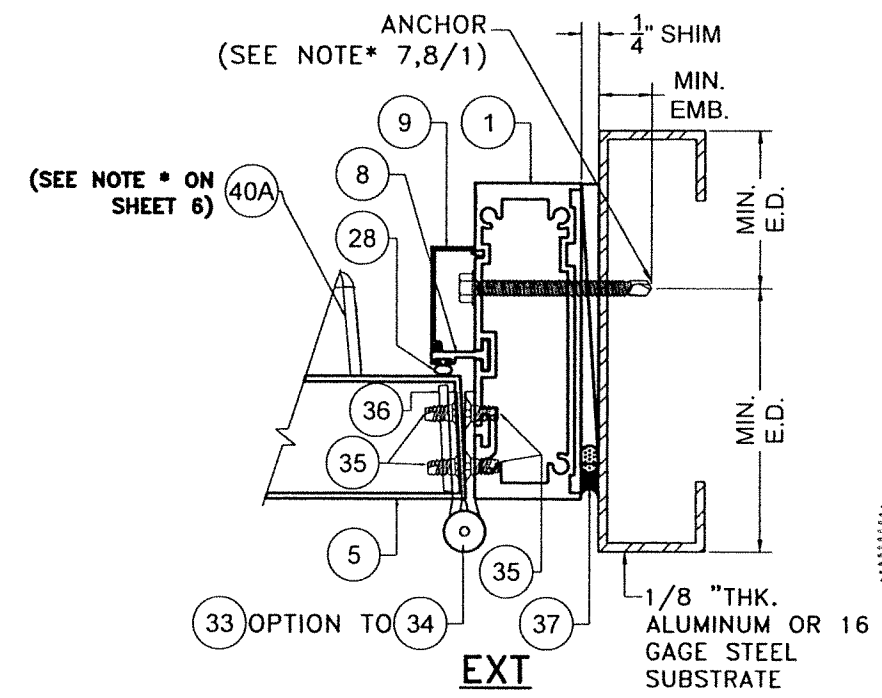
DRAWN BY: W.H
 DATE: 09/19/2023
 23-219
 DRAWING No.
 SHEET 10 OF 56



WOOD SUBSTRATE
SECTION 0-0
(OPTIONAL SYSTEM # 1)
 SCALE 3/8"=1"




**POURED CONCRETE/
 CONCRETE BLOCK
 SUBSTRATE**

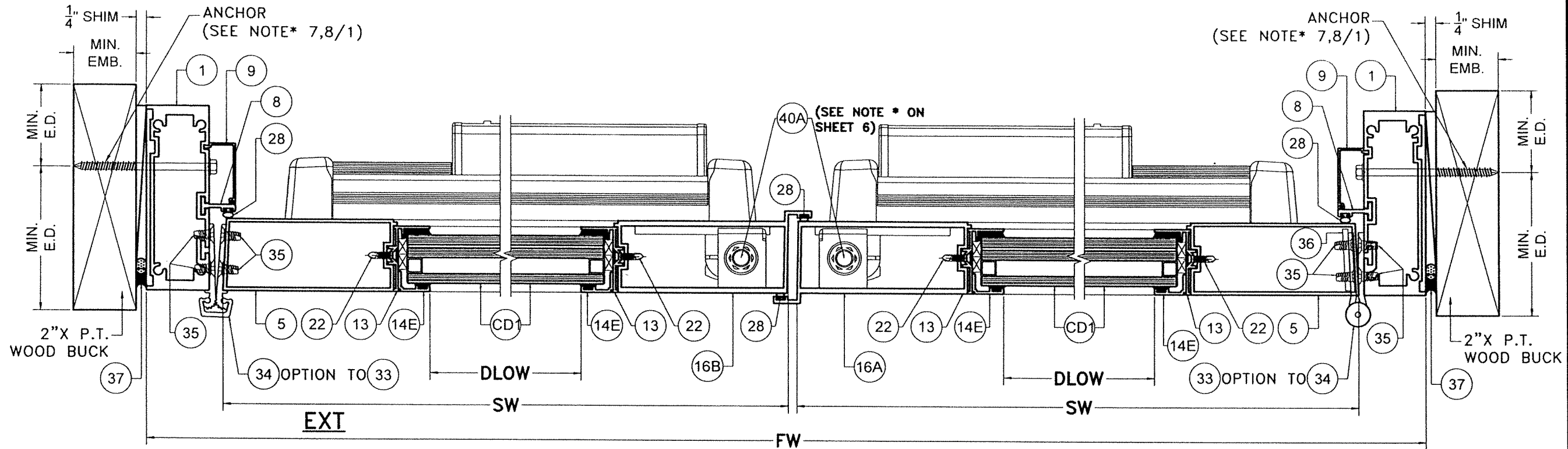


**ALUMINUM / STEEL MEMBER
 SUBSTRATE**

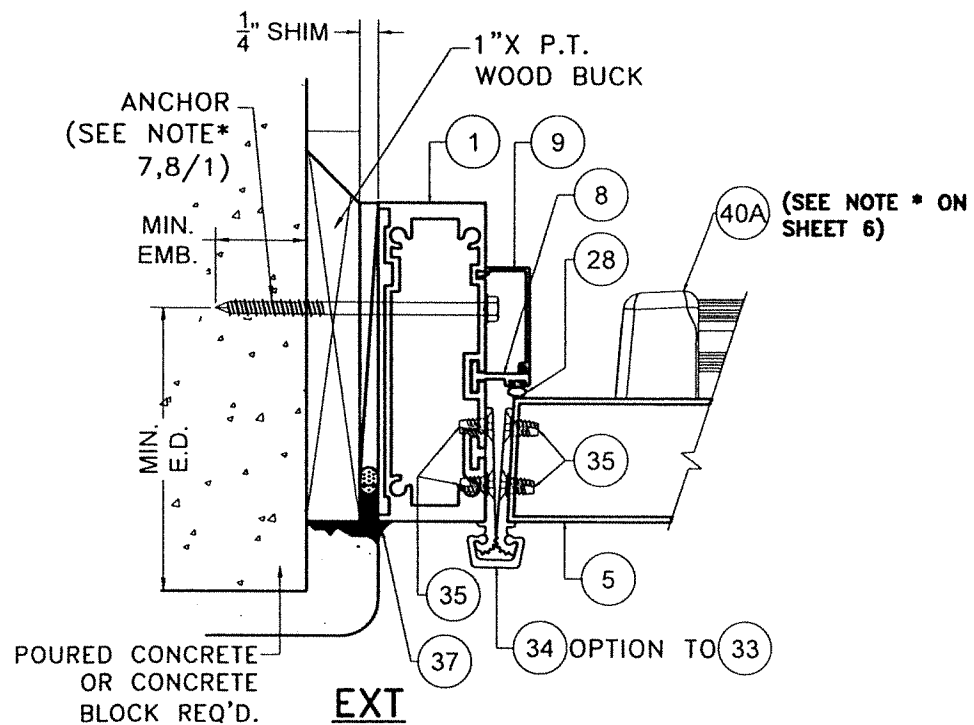
FLORIDA BUILDING CODE (HIGH & NON HIGH VELOCITY HURRICANE ZONE)
 ©2023 TILTECO, INC.
TILTECO INC.
 TILLIT TESTING & ENGINEERING COMPANY
 6355 N.W. 36th St., Ste. 305, VIRGINIA GARDENS, FL 33166
 Phone: (305)871-1530 Fax: (305)871-1531
 CA-0005719
 WALTER A. TILLIT JR., P.E.
 FLORIDA Lic. # 44167

SERIES JAZZ 7000 COMMERCIAL OUTSWING ENTRANCE DOOR		W.H. DRAWN BY: 09/19/2023 DATE:
		290 WEST 78 ROAD PALM BEACH, FL 33409 PH: (954)220-5555 / (305)558-8103 FAX: (305)558-6665 www.gjwindows.com
REV. NO.	REV. DATE	DESCRIPTION
1	10/7/21	3
2	-	4

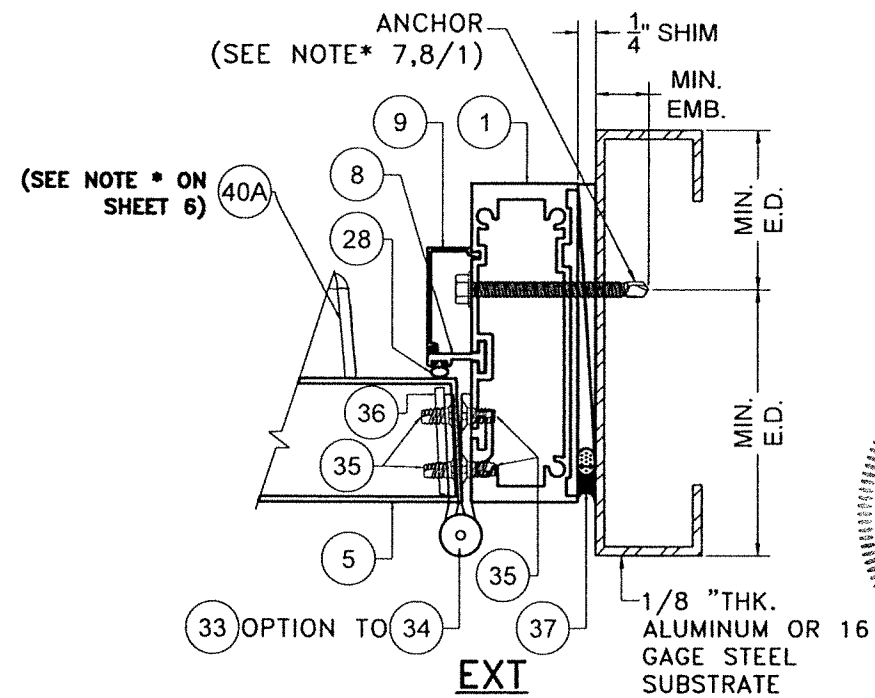




WOOD SUBSTRATE
SECTION 01-01
(OPTIONAL SYSTEM # 1)
 SCALE 3/8"=1"



**POURED CONCRETE/
 CONCRETE BLOCK
 SUBSTRATE**



**ALUMINUM / STEEL MEMBER
 SUBSTRATE**

FLORIDA BUILDING CODE (HIGH & NON HIGH VELOCITY HURRICANE ZONE)

©2023 TILTECO, INC.

TILTECO INC.
 TILLIT TESTING & ENGINEERING COMPANY
 6355 N.W. 36th St., Ste. 305, VIRGINIA GARDENS, FL 33166
 Phone: (305)871-1530 Fax: (305)871-1531
 CA-0006719
 WALTER A. TILLIT Jr., P.E.
 FLORIDA Lic. # 44167

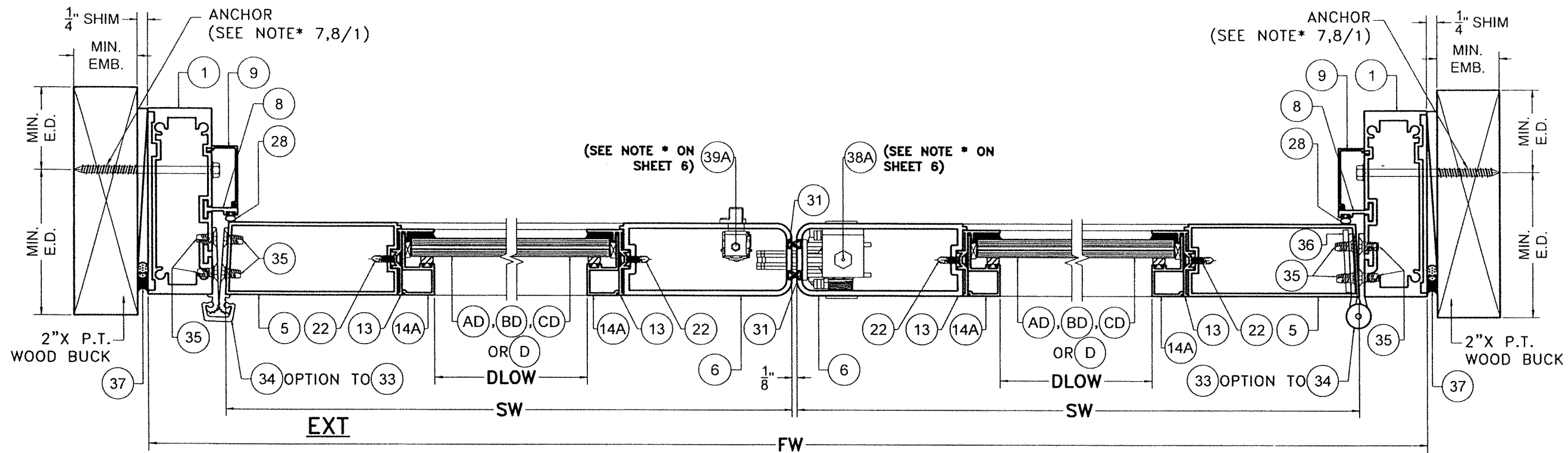
**SERIES JAZZ 7000 COMMERCIAL
 OUTSWING ENTRANCE DOOR**

W.H. DRAWN BY:	09/19/2023	DATE:	23-219	DRAWING No.
290 WEST 78 ROAD HIALEAH, FL 33015 PH: (954)226-5555 / (305)558-8103 FAX: (305)558-6665 www.gigwindows.com	REV. NO.	DESCRIPTION	DATE	
1	OLD 21-135	10/7/21	3	
2			4	

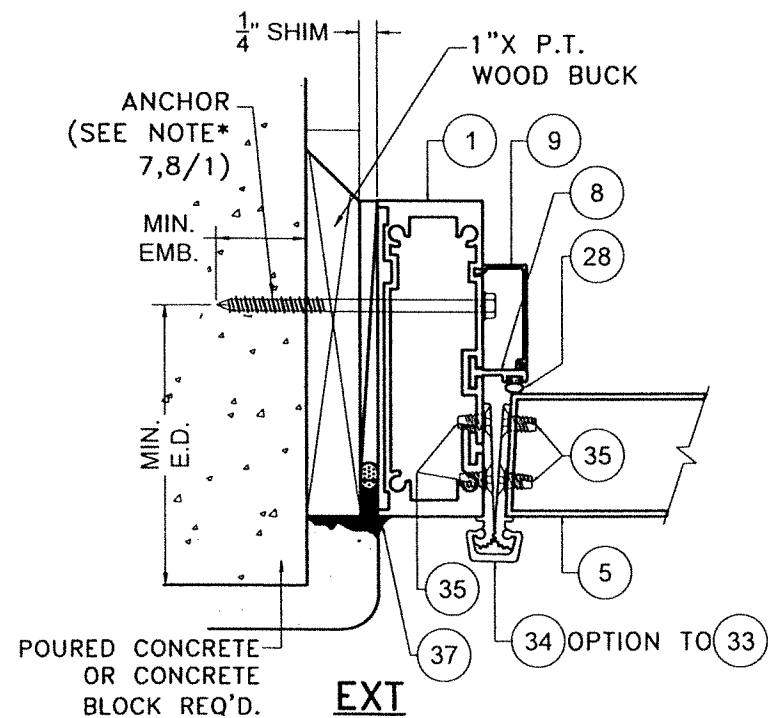
P.E. SEAL/SIGNATURE/DATE

Walter A. Tillit Jr.

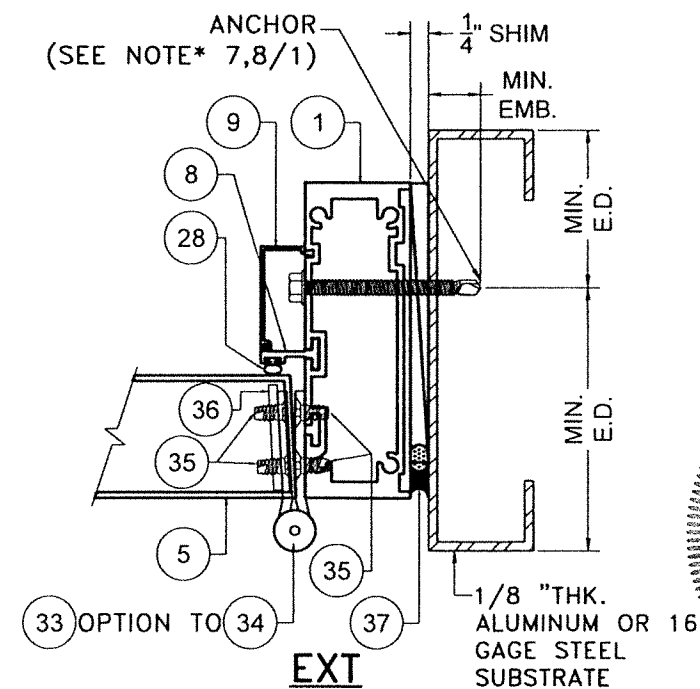
10/19/23



WOOD SUBSTRATE
SECTION L-L
(OPTIONAL SYSTEM # 1)
 SCALE 3/8"=1"



**POURED CONCRETE/
 CONCRETE BLOCK
 SUBSTRATE**



**ALUMINUM / STEEL MEMBER
 SUBSTRATE**

FLORIDA BUILDING CODE (HIGH & NON HIGH VELOCITY HURRICANE ZONE)

TILECO INC.
 ©2023 TILECO, INC.


TILECO INC.
 TILLIT TESTING & ENGINEERING COMPANY
 6355 N.W. 36th St., Ste. 305, VIRGINIA GARDENS, FL 33166
 Phone: (305)871-1530 Fax: (305)871-1531
 CA-006719
 WALTER A. TILLIT JR. P.E.
 FLORIDA Lic. # 44167

**SERIES JAZZ 70000 COMMERCIAL
 OUTSWING ENTRANCE DOOR**

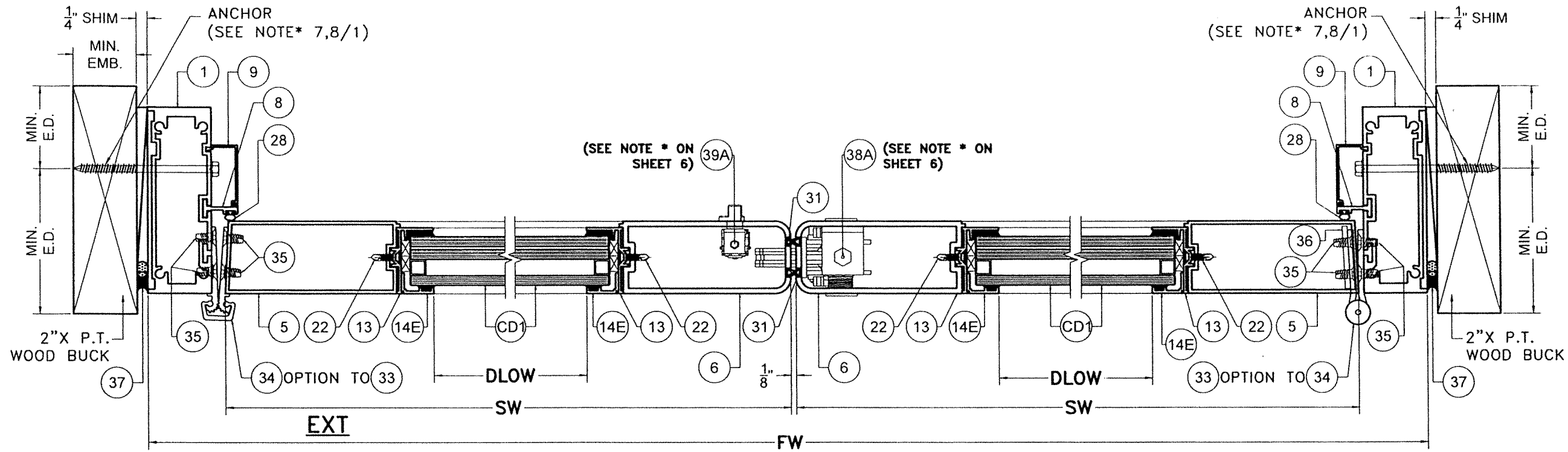
W.H. DRAWN BY: 09/19/2023 DATE: 23-219 DRAWING NO. SHEET 12 OF 58

290 WEST 78 ROAD
 HALEAH, FL 33014
 PH: (954)226-5555/(305)558-8103
 FAX: (305)558-6665
 www.gigwindows.com

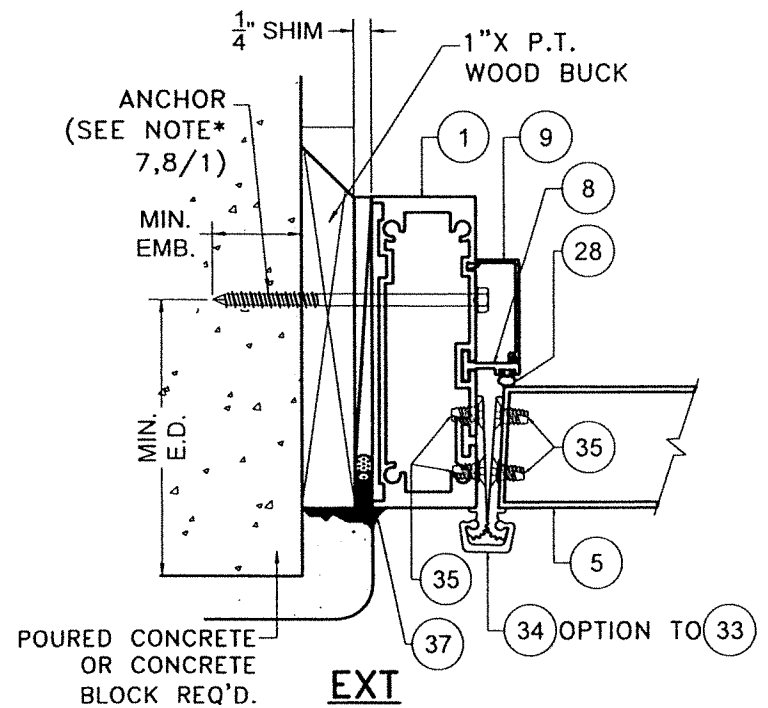
REV. NO.	DESCRIPTION	DATE
1	OLD 21-135	10/7/21
2		
3		
4		



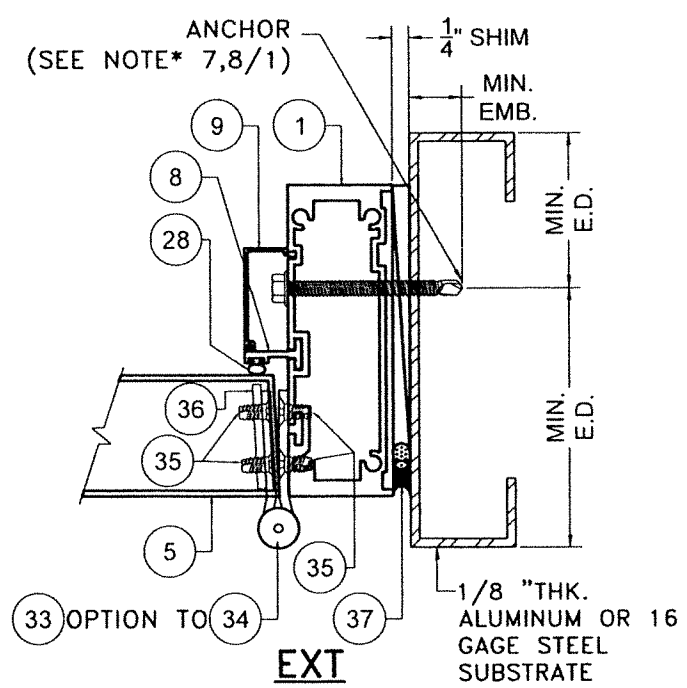
P.E. SEAL/SIGNATURE/DATE



WOOD SUBSTRATE
SECTION L1-L1
(OPTIONAL SYSTEM # 1)
 SCALE 3/8"=1"




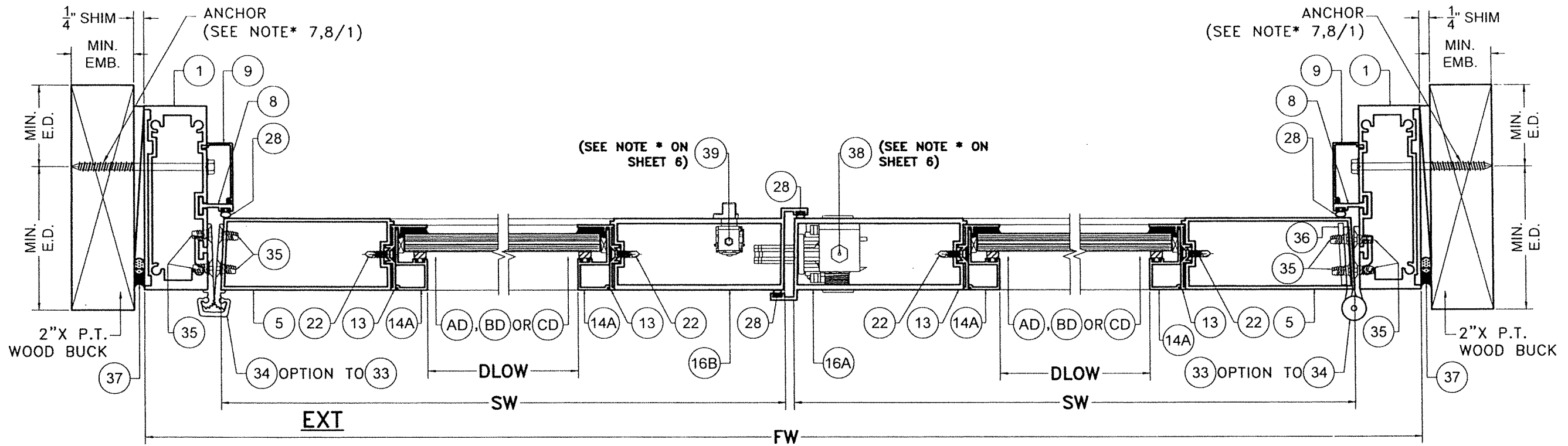
**POURED CONCRETE/
 CONCRETE BLOCK
 SUBSTRATE**



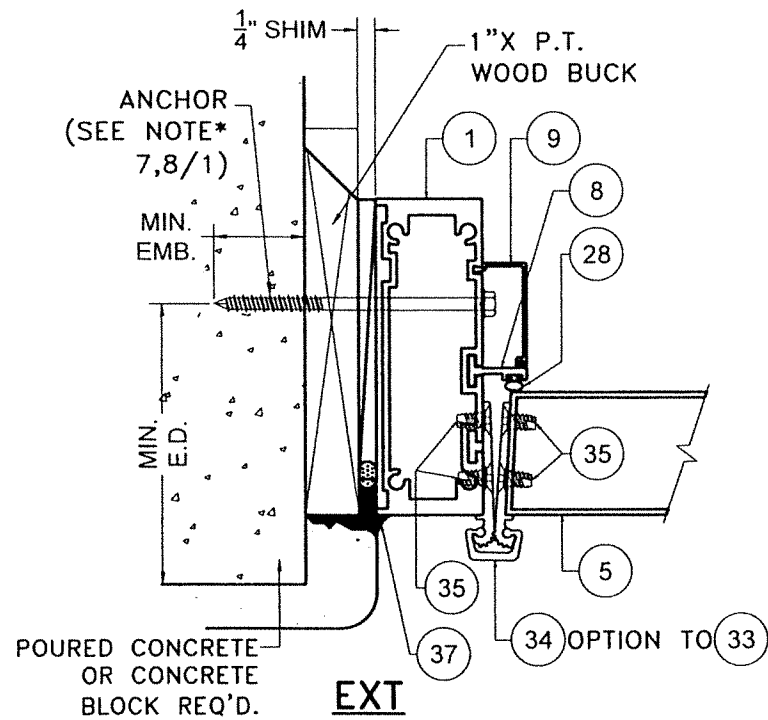
**ALUMINUM / STEEL MEMBER
 SUBSTRATE**

FLORIDA BUILDING CODE (HIGH & NON HIGH VELOCITY HURRICANE ZONE)	
SERIES JAZZ 7000 COMMERCIAL OUTSWING ENTRANCE DOOR	W.H DRAWN BY: 09/19/2023 DATE: 23-219 DRAWING No. SHEET 12A OF 58
290 WEST 78 ROAD HIALEAH, FL. 33014 PH: (954)226-5555/(305)558-8103 FAX: (305)558-6665 www.gigwindows.com	WINDOWS & DOORS TILTECO INC. TILLIT TESTING & ENGINEERING COMPANY 6355 N.W. 36th St. Ste. 305, VIRGINIA GARDENS, FL 33166 Phone: (305)871-1530 Fax: (305)871-1531 CA-0006719 WALTER A. TILLIT JR. P.E. FLORIDA Lic. # 44167
REV. NO 1 DESCRIPTION OLD 21-135	DATE 10/7/21 REV. NO 3 DESCRIPTION - DATE - REV. NO 4 DESCRIPTION -

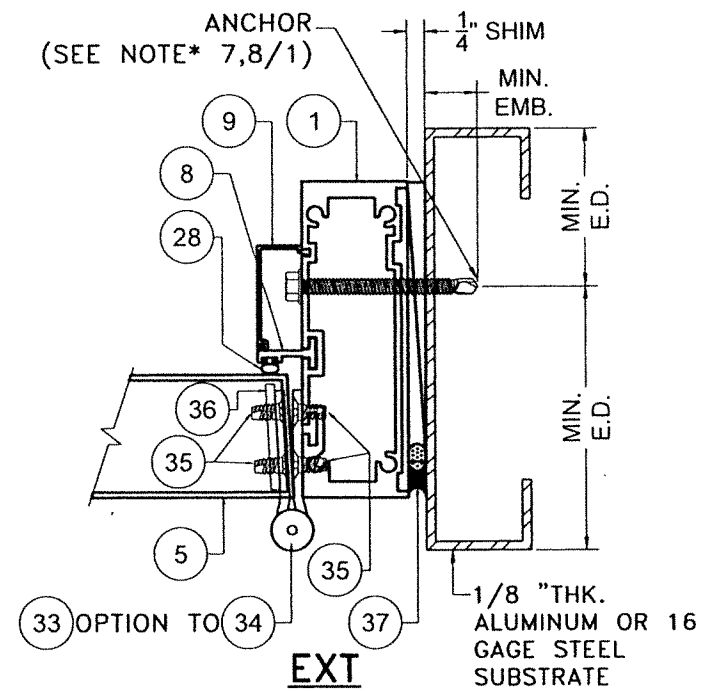




**WOOD SUBSTRATE
SECTION Z-Z
(OPTIONAL SYSTEM # 1)
SCALE 3/8"=1"**



**POURED CONCRETE/
CONCRETE BLOCK
SUBSTRATE**



**ALUMINUM / STEEL MEMBER
SUBSTRATE**

FLORIDA BUILDING CODE (HIGH & NON HIGH VELOCITY HURRICANE ZONE)

TILECO INC.
TILLET TESTING & ENGINEERING COMPANY
6355 N.W. 36th. St., Ste. 305, VIRGINIA GARDENS, FL 33166
Phone: (305)871-1530 Fax: (305)871-1531
CA-0006719
WALTER A. TILLET JR. P.E.
FLORIDA Lic. # 44167

WINDOWS & DOORS

290 WEST 78 ROAD
HALEAH, FL 33014
PH: (954)226-5555/(305)558-8103
FAX: (305)558-6665
www.gigwindows.com

**SERIES JAZZ 70000 COMMERCIAL
OUTSWING ENTRANCE DOOR**

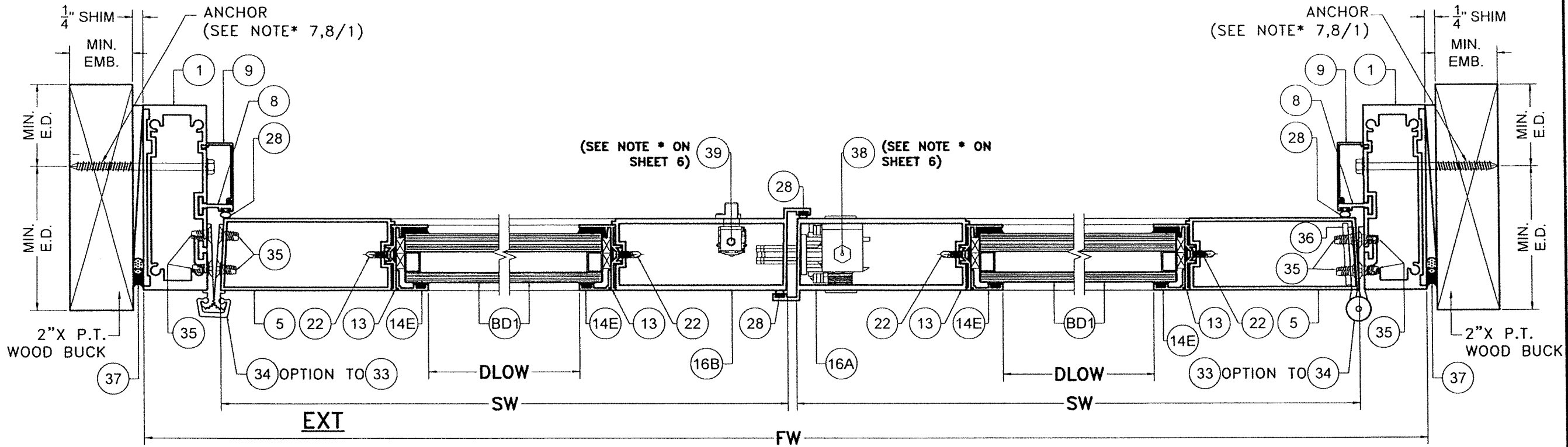
W.H. DRAWN BY: 09/19/2023 DATE: 23-219 DRAWING No. SHEET 13 OF 58

REV. NO.	DESCRIPTION	DATE
1	OLD 21-135	10/7/21
2		
3		
4		

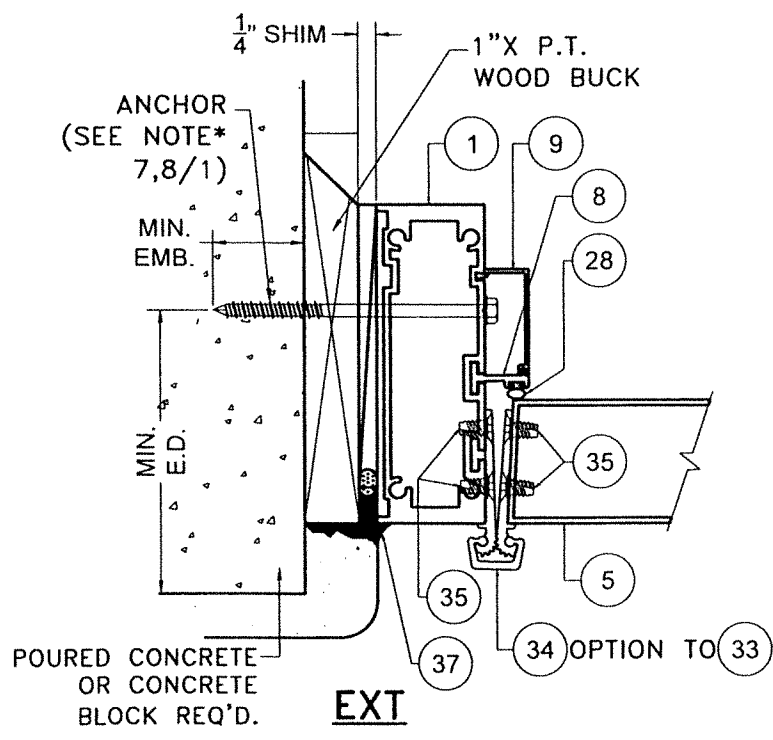
P.E. SEAL/SIGNATURE/DATE

Walter A. Tillet Jr.
10/2023

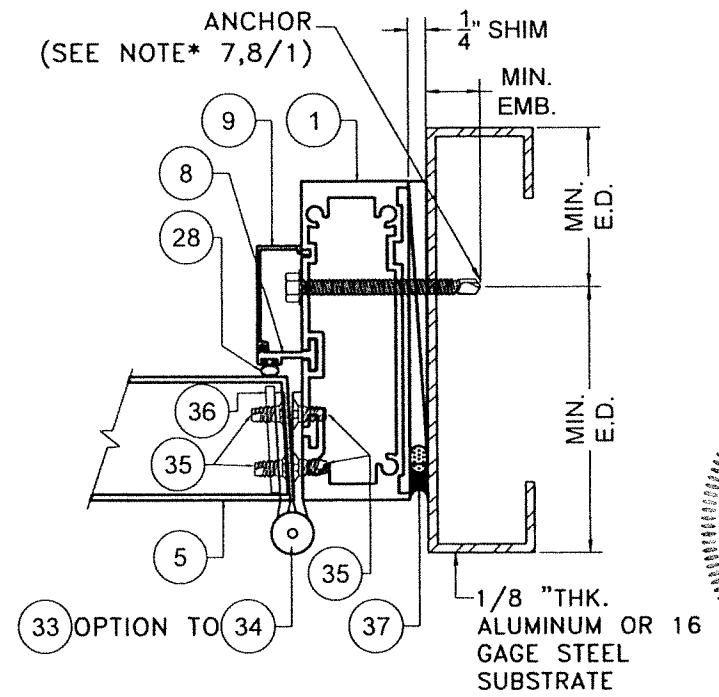
WALTER A. TILLET JR.
No. 44167
STATE OF FLORIDA
PROFESSIONAL ENGINEER



WOOD SUBSTRATE
SECTION Z1-Z1
(OPTIONAL SYSTEM # 1)
 SCALE 3/8"=1"



**POURED CONCRETE/
 CONCRETE BLOCK
 SUBSTRATE**



**ALUMINUM / STEEL MEMBER
 SUBSTRATE**

FLORIDA BUILDING CODE (HIGH & NON HIGH VELOCITY HURRICANE ZONE)


©2023 TILTECO, INC.

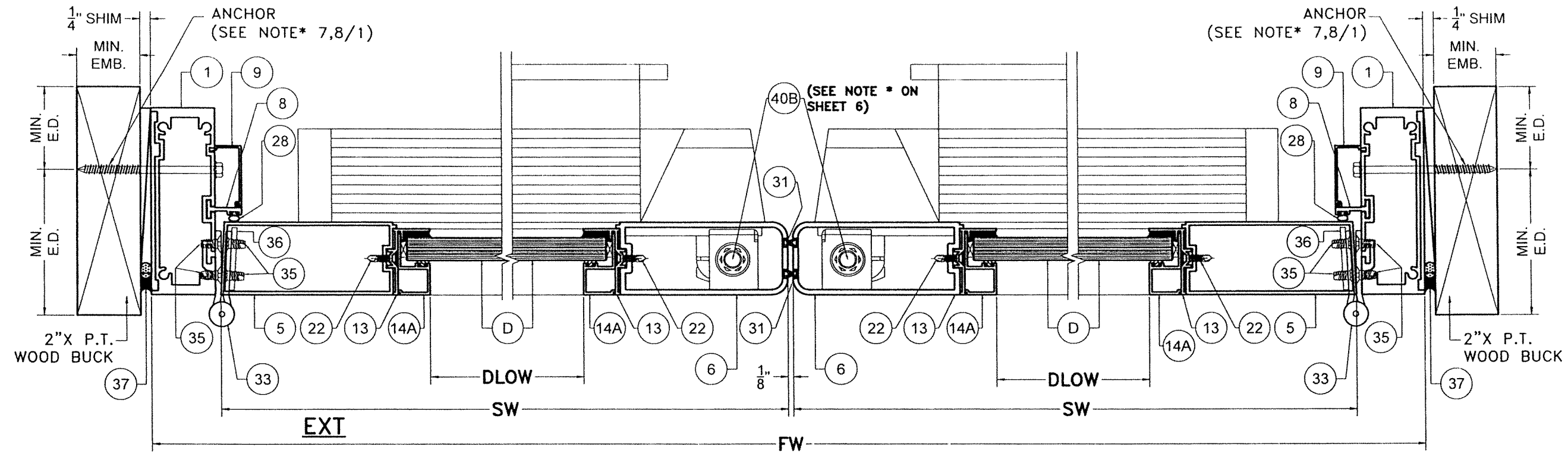
TILTECO INC.
 TILLIT TESTING & ENGINEERING COMPANY
 6355 N.W. 36th. St., Ste. 305, VIRGINIA GARDENS, FL 33166
 Phone : (305)871-1530 . Fax : (305)871-1531
 CA-0006719
 WALTER A. TILLIT JR. P.E.
 FLORIDA Lic. # 44167

**SERIES JAZZ 7000 COMMERCIAL
 OUTSWING ENTRANCE DOOR**

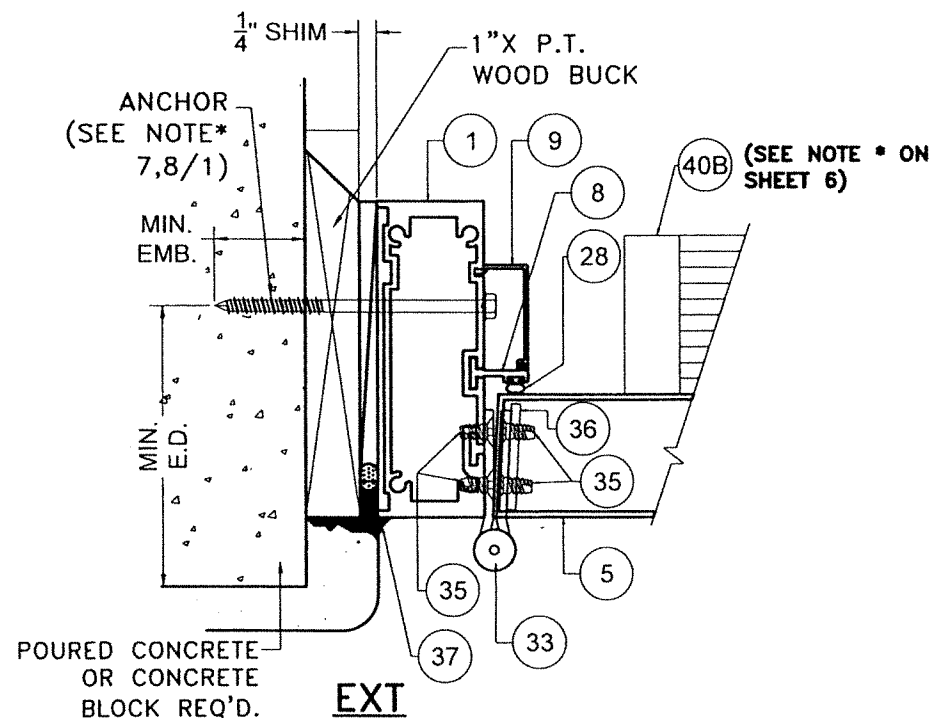
DRAWN BY:	09/19/2023	DATE:	23-219
PH: (954)226-5555 / (305)558-8103	REV. NO.	DESCRIPTION	DRAWING No.
FAX: (305)558-6665	1	10/7/21	1
www.gigwindows.com	2		2

W.H. DRAWN BY: 09/19/2023 DATE: 23-219 DRAWING No. SHEET 13A OF 58

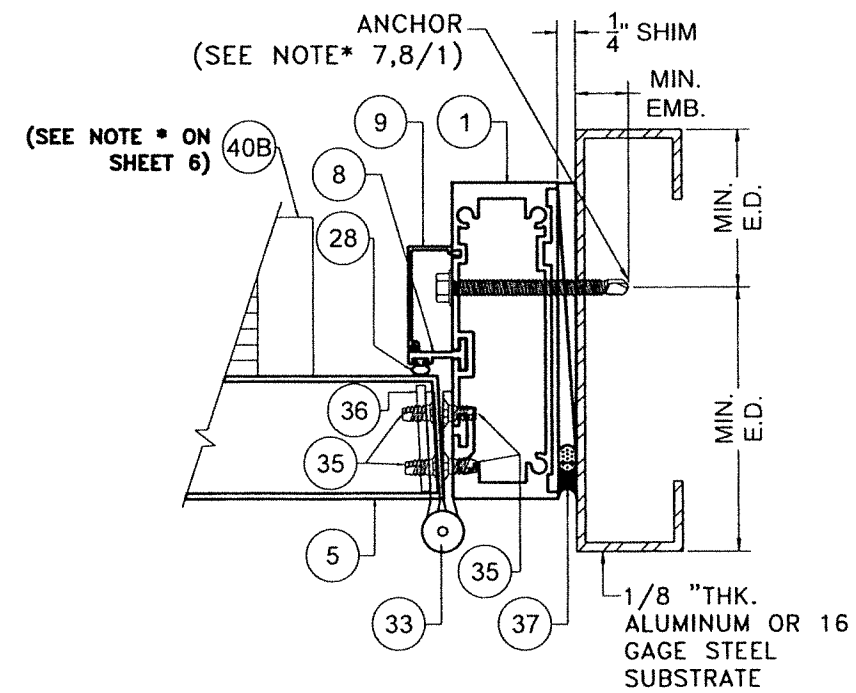




WOOD SUBSTRATE
SECTION T-T
(OPTIONAL SYSTEM # 1)
 SCALE 3/8"=1"



**POURED CONCRETE/
 CONCRETE BLOCK
 SUBSTRATE**



**ALUMINUM / STEEL MEMBER
 SUBSTRATE**

FLORIDA BUILDING CODE (HIGH & NON HIGH VELOCITY HURRICANE ZONE)

**SERIES JAZZ 70000 COMMERCIAL
 OUTSWING ENTRANCE DOOR**

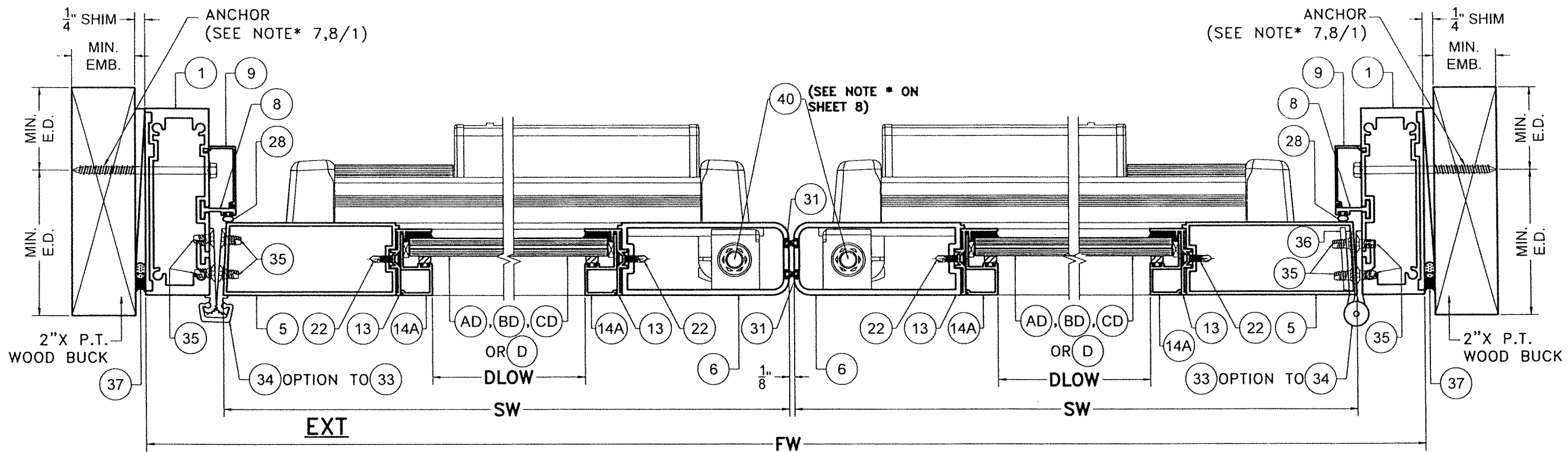
WINDOWS & DOORS
 290 WEST 78th ROAD
 HIALEAH, FL 33014
 PH: (954)228-5555/(305)558-8103
 FAX: (305)558-6665
 www.gigwindows.com

TILECO INC.
 TILLIT TESTING & ENGINEERING COMPANY
 6355 N.W. 36th St., Ste. 305, VIRGINIA GARDENS, FL 33166
 Phone: (305)871-1530 Fax: (305)871-1531
 CA-0006719
 WALTER A. TILLIT JR. P.E.
 FLORIDA LIC. # 44167

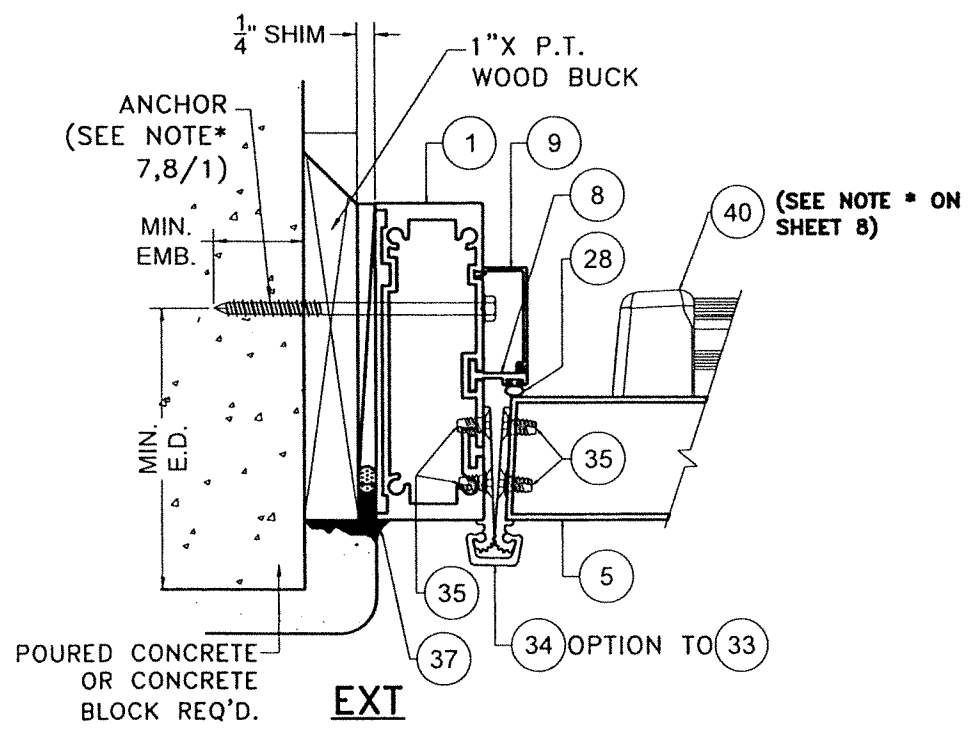
P.E. SEAL/SIGNATURE/DATE

W.H. DRAWN BY:
 09/19/2023 DATE:
23-219 DRAWING No.
 SHEET 14 OF 58

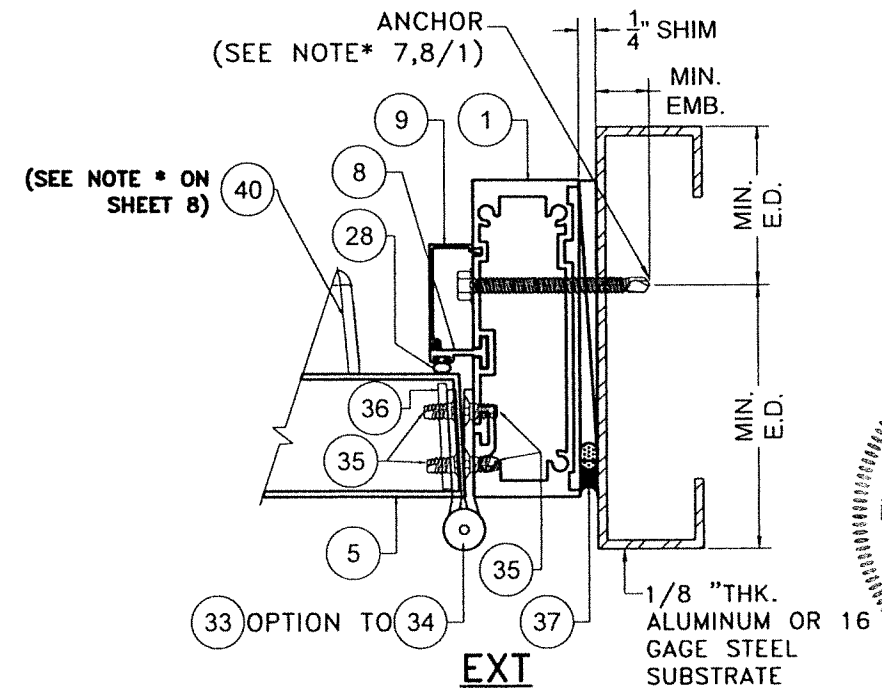
REV. NO.	DESCRIPTION	DATE
1	OLD 21-135	10/7/21
2		



WOOD SUBSTRATE
SECTION M-M
(OPTIONAL SYSTEM # 1)
 SCALE 3/8"=1"



**POURED CONCRETE/
 CONCRETE BLOCK
 SUBSTRATE**



**ALUMINUM / STEEL MEMBER
 SUBSTRATE**

FLORIDA BUILDING CODE (HIGH & NON HIGH VELOCITY HURRICANE ZONE)


TILECO INC.
 TILLET TESTING & ENGINEERING COMPANY
 6355 N.W. 36th St., Ste. 305, VIRGINIA GARDENS, FL 33166
 Phone: (305)971-1530 Fax: (305)971-1531
 WALTER A. TILLET JR. P.E.
 FLORIDA Lic. # 44167

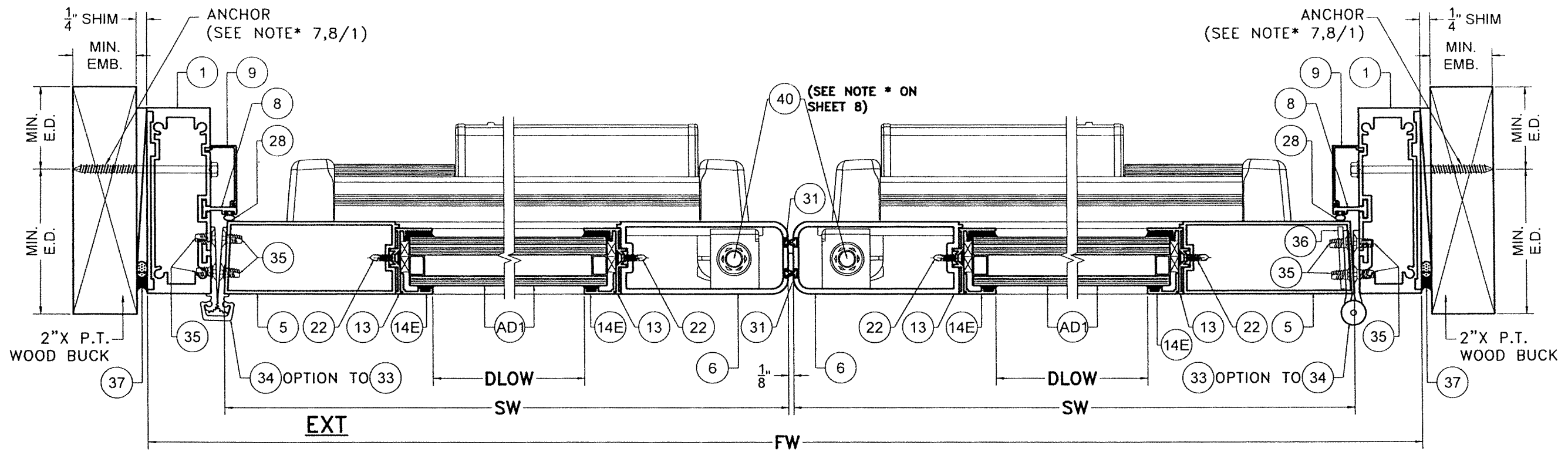
**SERIES JAZZ 70000 COMMERCIAL
 OUTSWING ENTRANCE DOOR**

W.H. DRAWN BY: 09/19/2023
 DATE: 23-219
 DRAWING NO. SHEET 15 OF 58

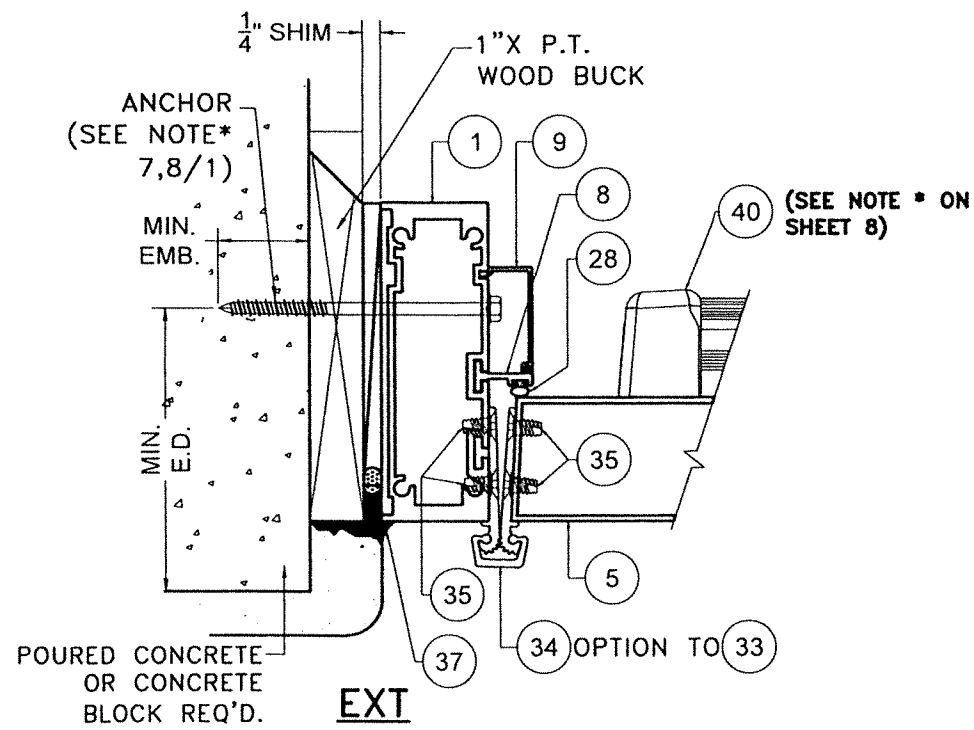
290 WEST 78 ROAD
 HIALEAH, FL 33014
 PH: (954)226-5555/(305)558-8103
 FAX: (305)558-6665
 www.gjwindows.com

WINDOWS & DOORS
 REV. NO. 1 DATE 10/7/21 DESCRIPTION
 REV. NO. 2 DATE 10/7/21 DESCRIPTION

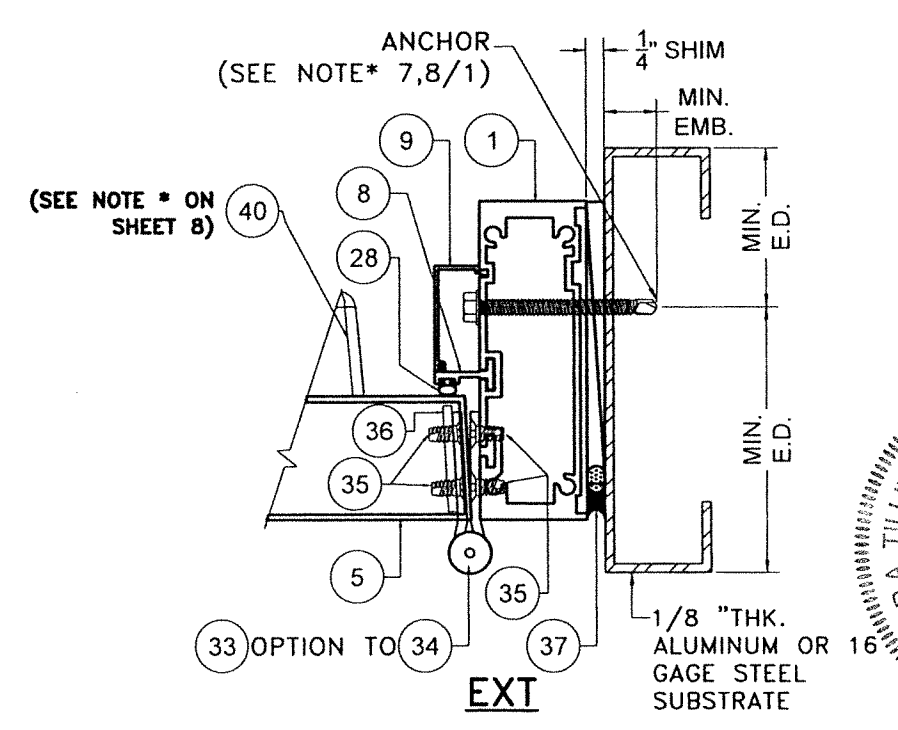




WOOD SUBSTRATE
SECTION M1-M1
 (OPTIONAL SYSTEM # 1)
 SCALE 3/8"=1"



POURED CONCRETE /
 CONCRETE BLOCK
 SUBSTRATE



ALUMINUM / STEEL MEMBER
 SUBSTRATE

FLORIDA BUILDING CODE (HIGH & NON HIGH VELOCITY HURRICANE ZONE)


TILECO INC.
 TILLET TESTING & ENGINEERING COMPANY
 6355 N.W. 36th St., Ste. 305, VIRGINIA GARDENS, FL 33166
 Phone : (305)871-1530 . Fax : (305)871-1531
 CA-0006719
 WALTER A. TILLET JR. P.E.
 FLORIDA Lic. # 44167

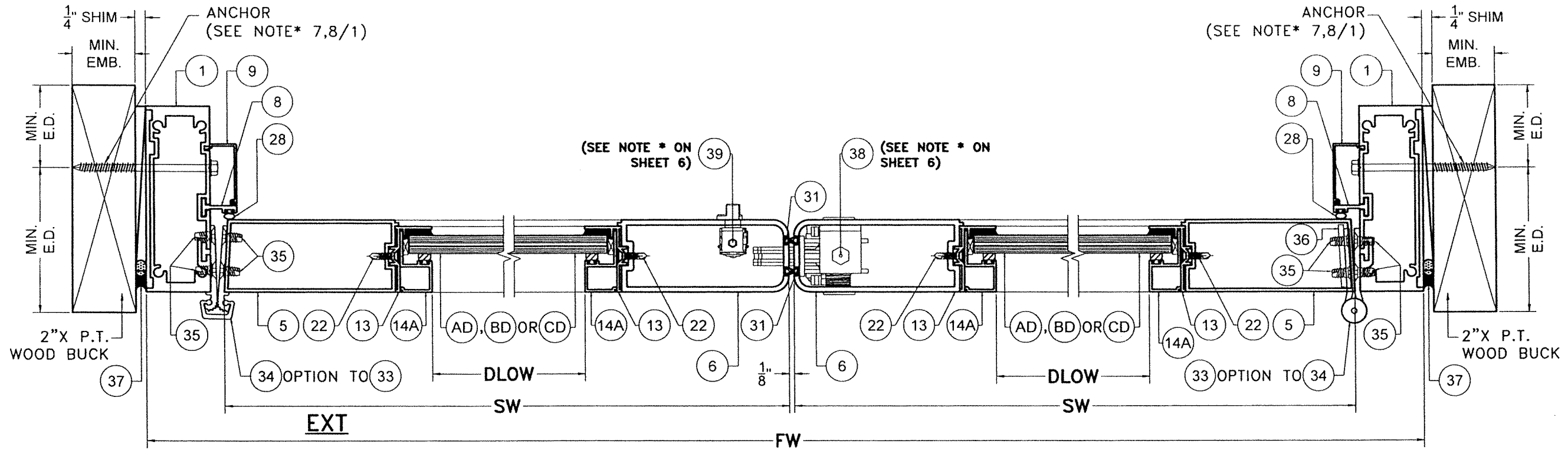
SERIES JAZZ 7000 COMMERCIAL
 OUTSWING ENTRANCE DOOR

©2023 TILECO, INC.

DRAWN BY:	09/19/2023	DATE:	23-219	DRAWING NO.
200 WEST 78 ROAD MIALENA, FL 33014 PH: (954)226-5555 / (305)558-8103 FAX: (305)558-6665 www.gjwindows.com	REV. NO.	DESCRIPTION	DATE	DATE
1	OLD 21-135		10/7/21	
2				

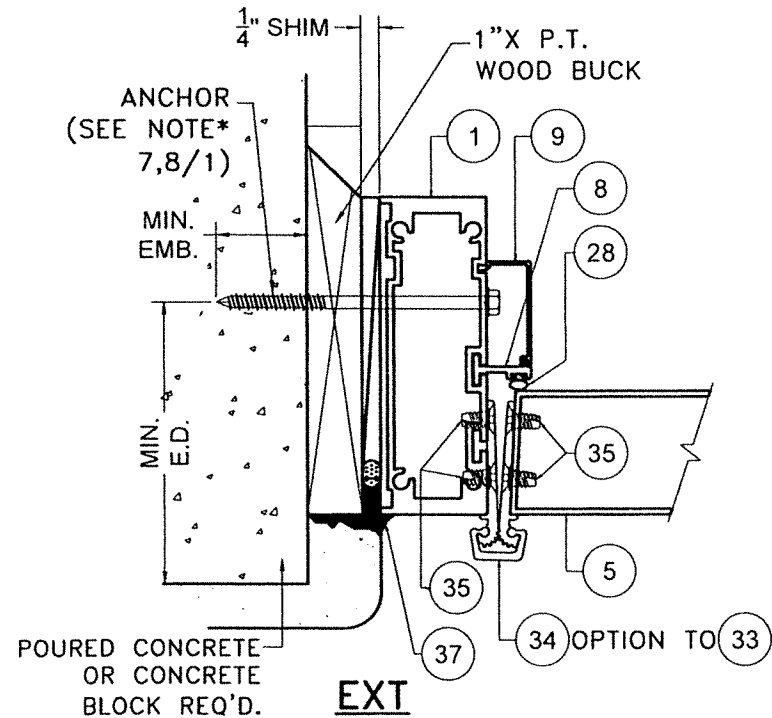
P.E. SEAL/SIGNATURE/DATE



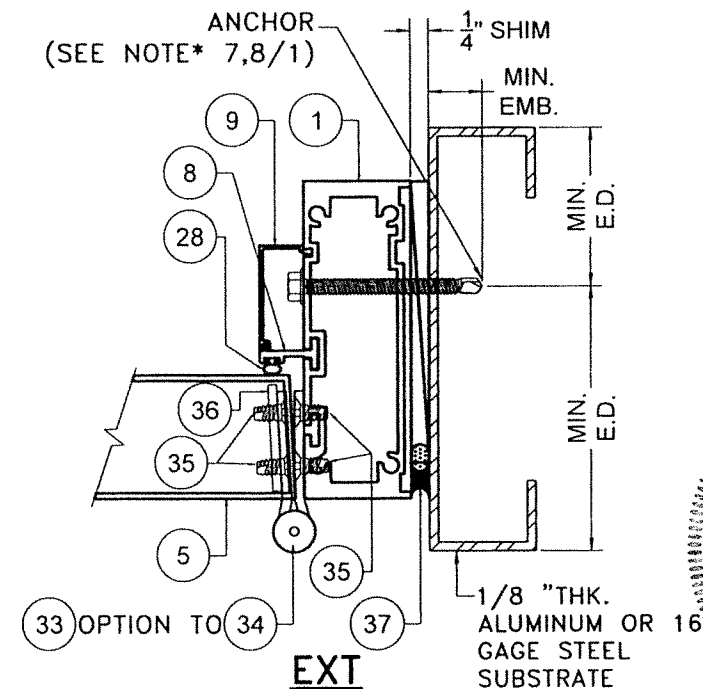


**WOOD SUBSTRATE
SECTION J-J
(OPTIONAL SYSTEM # 1)**

SCALE 3/8"=1"



**POURED CONCRETE/
CONCRETE BLOCK
SUBSTRATE**



**ALUMINUM / STEEL MEMBER
SUBSTRATE**

FLORIDA BUILDING CODE (HIGH & NON HIGH VELOCITY HURRICANE ZONE)

TILECO INC.
TILLET TESTING & ENGINEERING COMPANY
6355 N.W. 38th St., Ste. 305, VIRGINIA GARDENS, FL 33166
Phone: (305)871-1530 Fax: (305)871-1531
CA-0006719
WALTER A. TILLET JR. P.E.
FLORIDA Lic. # 44167

**SERIES JAZZ 7000 COMMERCIAL
OUTSWING ENTRANCE DOOR**

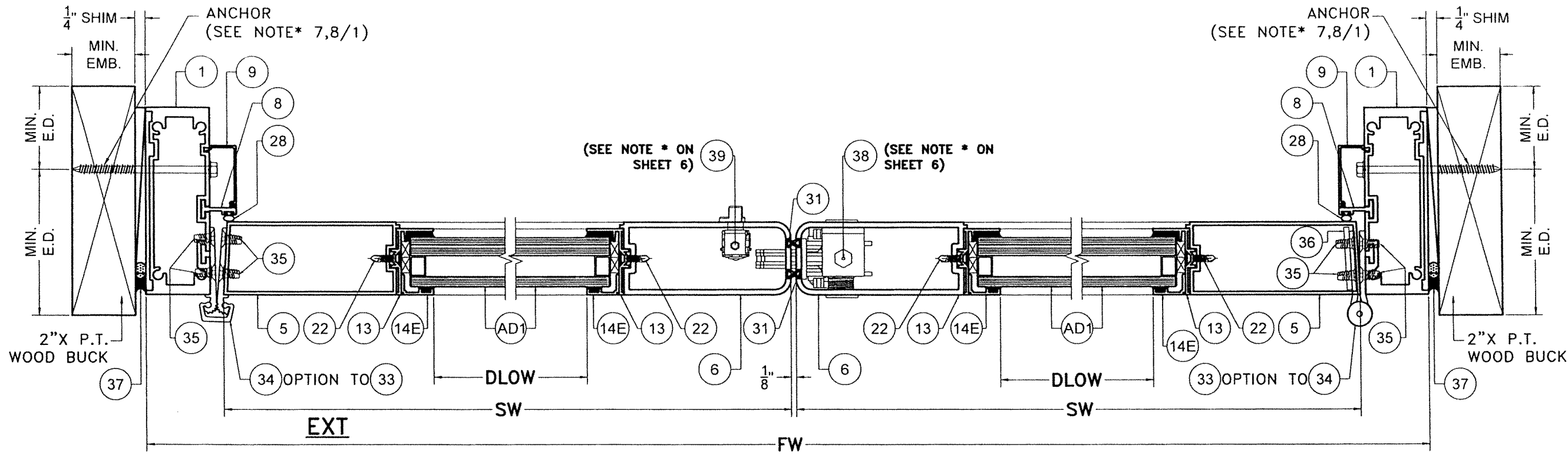
W.H. DRAWN BY: 09/19/2023
DATE: 23-219
DRAWING No. SHEET 16 OF 58

REV. NO.	DESCRIPTION	DATE
1	OLD 21-135	10/7/21
2		

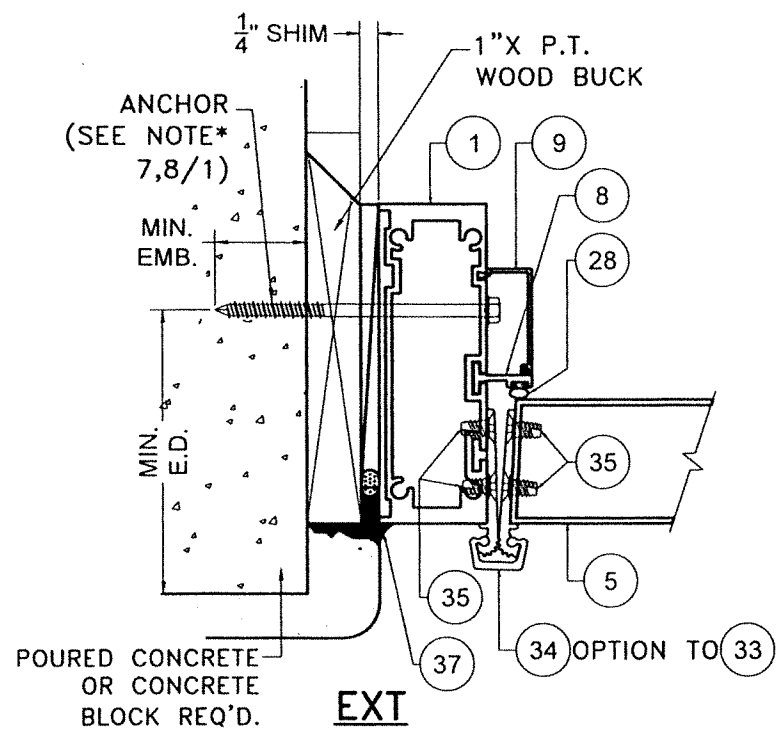
P.E. SEAL/SIGNATURE/DATE

Walter A. Tillet Jr.

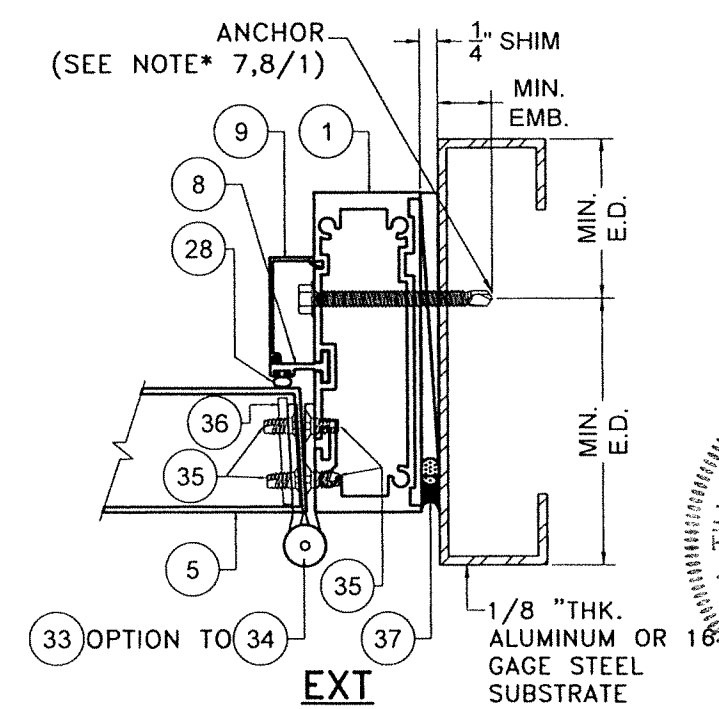
WALTER A. TILLET JR.
P.E. LICENSE
No. 44167
STATE OF FLORIDA
PROFESSIONAL ENGINEER



WOOD SUBSTRATE
SECTION J1-J1
(OPTIONAL SYSTEM # 1)
 SCALE 3/8"=1"



**POURED CONCRETE/
 CONCRETE BLOCK
 SUBSTRATE**



**ALUMINUM / STEEL MEMBER
 SUBSTRATE**

FLORIDA BUILDING CODE (HIGH & NON HIGH VELOCITY HURRICANE ZONE)

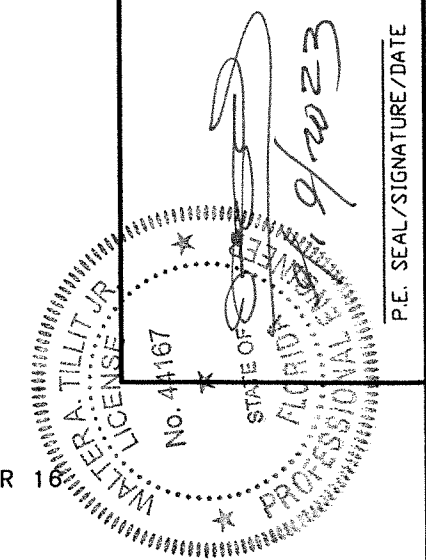
TILECO INC.
 TILLET TESTING & ENGINEERING COMPANY
 6355 N.W. 36th St., Ste. 305, VIRGINIA GARDENS, FL 33166
 Phone: (305)871-1330 Fax: (305)871-1531
 CA-0006719
 WALTER A. TILLET JR. P.E.
 FLORIDA Lic. # 44167

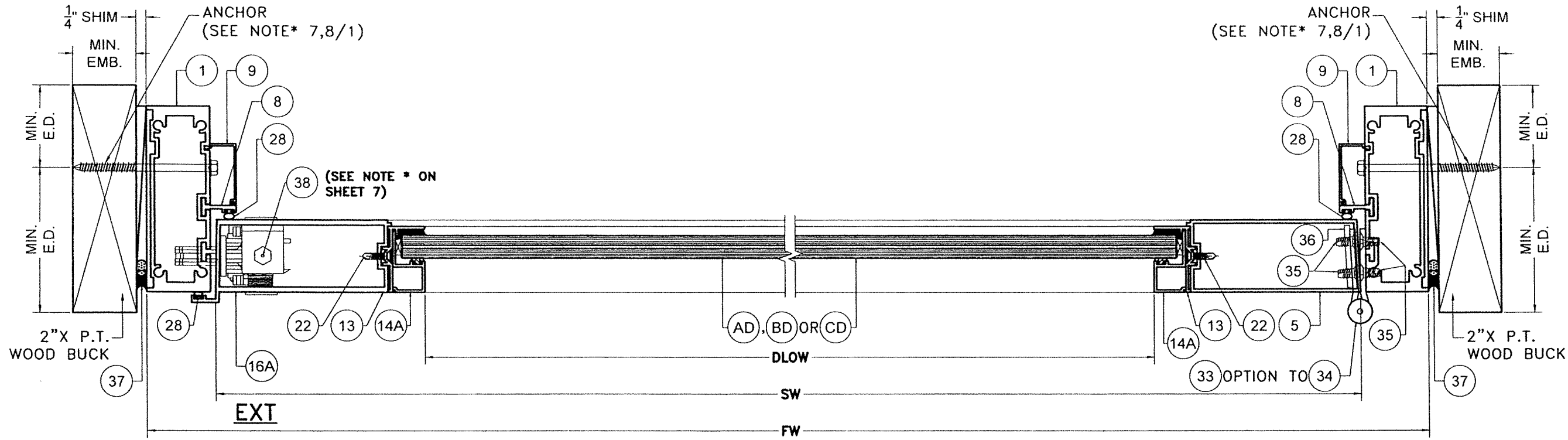
**SERIES JAZZ 7000 COMMERCIAL
 OUTSWING ENTRANCE DOOR**

W.H.	DRAWN BY:	DATE:	09/19/2023
REV. NO.	DESCRIPTION	DATE	
1	OLD 21-135	10/7/21	
2			

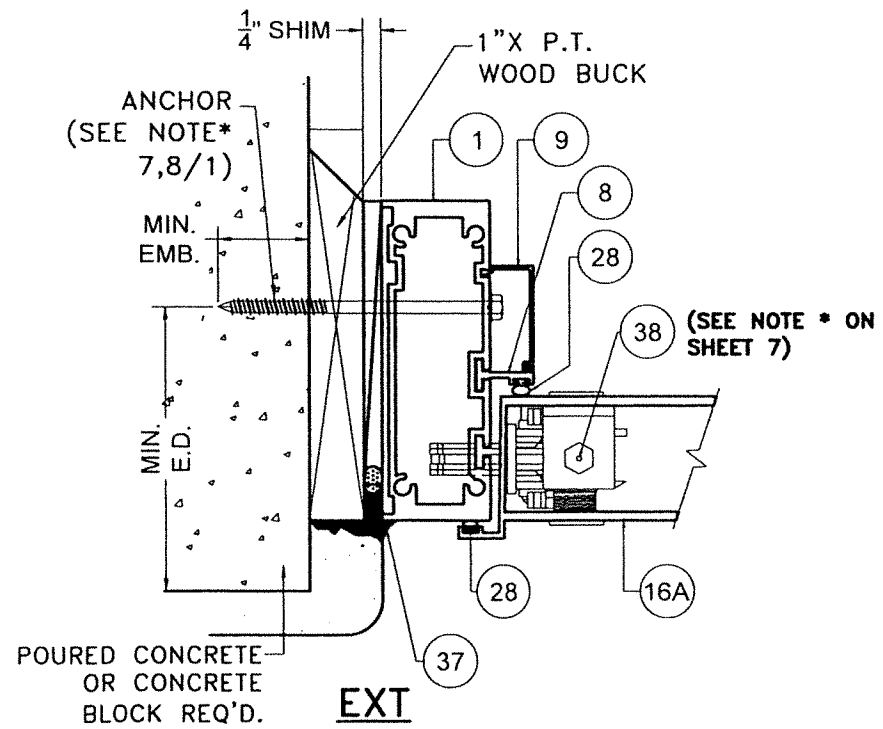
290 WEST 78 ROAD
 HIALEAH, FL 33014
 PH: (954)226-5555 / (305)558-8103
 FAX: (305)558-6665
 www.gigwindows.com

23-219
 DRAWING No.
 SHEET 16A OF 58

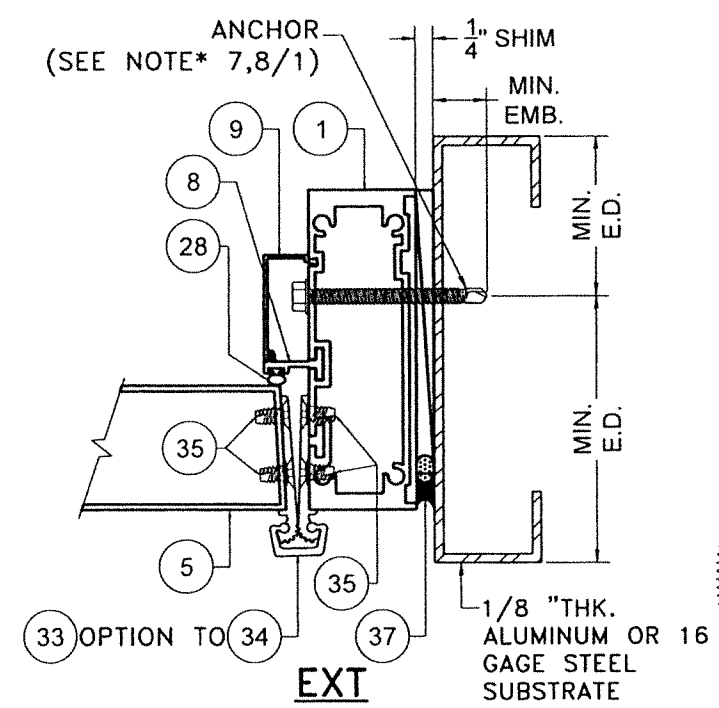




**WOOD SUBSTRATE
SECTION I-I
(OPTIONAL SYSTEM # 1)**
SCALE 3/8"=1"



**POURED CONCRETE/
CONCRETE BLOCK
SUBSTRATE**



**ALUMINUM / STEEL MEMBER
SUBSTRATE**

FLORIDA BUILDING CODE (HIGH & NON HIGH VELOCITY HURRICANE ZONE)

TILECO INC.
TILECO TESTING & ENGINEERING COMPANY
6355 N.W. 36th St., Ste. 305, Virginia Gardens, FL 33166
Phone: (305)871-1530 Fax: (305)871-1531

SERIES JAZZ 7000 COMMERCIAL
OUTSWING ENTRANCE DOOR

W.H. DRAWN BY: 09/19/2023 DATE: 23-219 DRAWING No. SHEET 17 OF 58

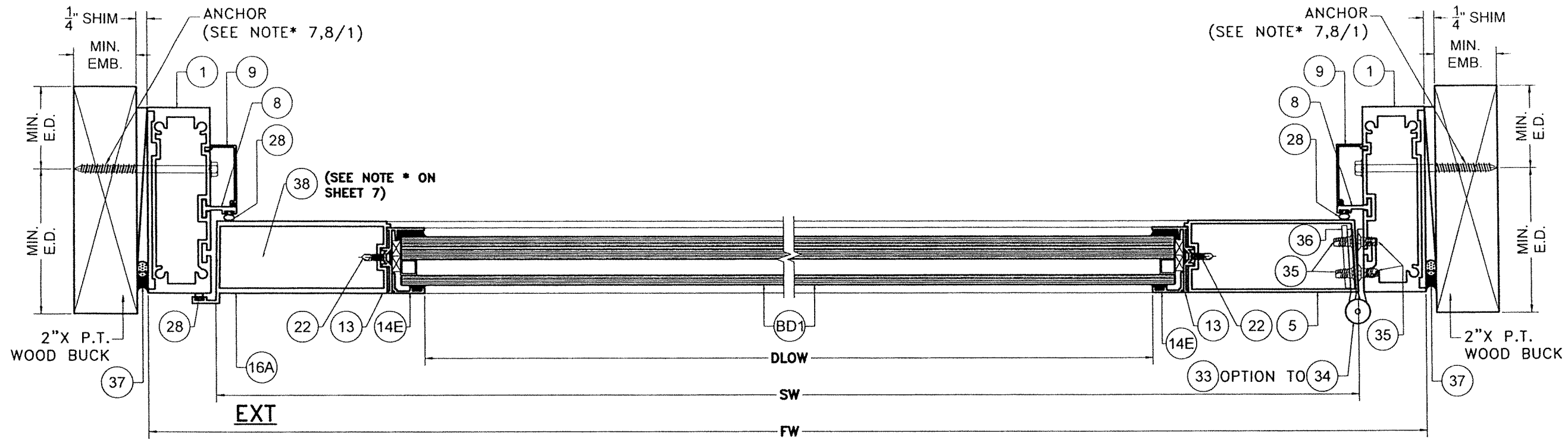
290 WEST 78 ROAD
HALEAH, FL 33014
PH: (954)226-5555/(305)558-8103
FAX: (305)558-6665
www.gigwindows.com

WINDOWS & DOORS
REV. NO. 1 DATE 10/7/21 DESCRIPTION 3
REV. NO. 2 DATE 10/7/21 DESCRIPTION 4

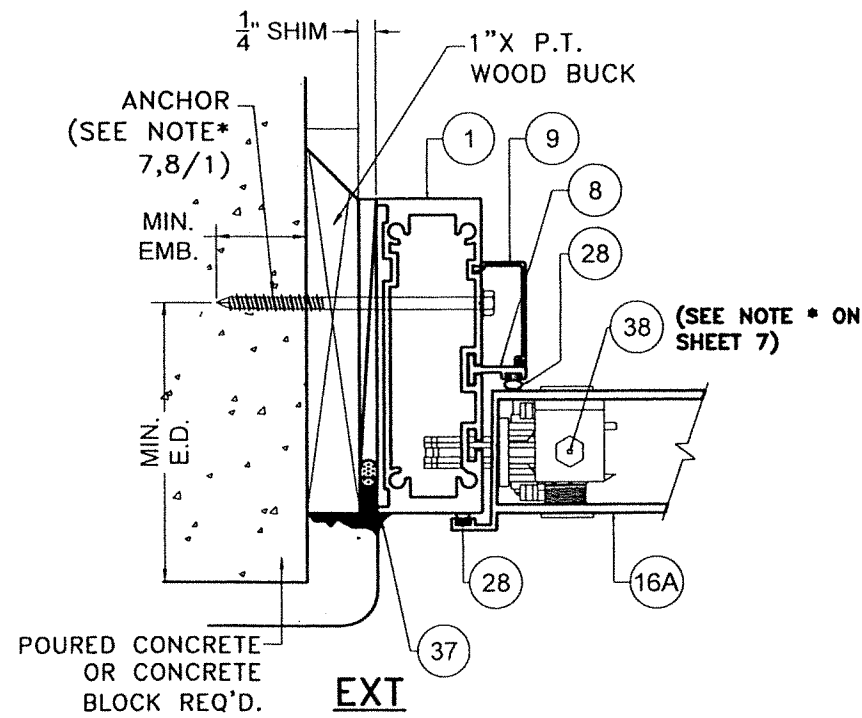
P.E. SEAL/SIGNATURE/DATE

Walter A. Tillit Jr.

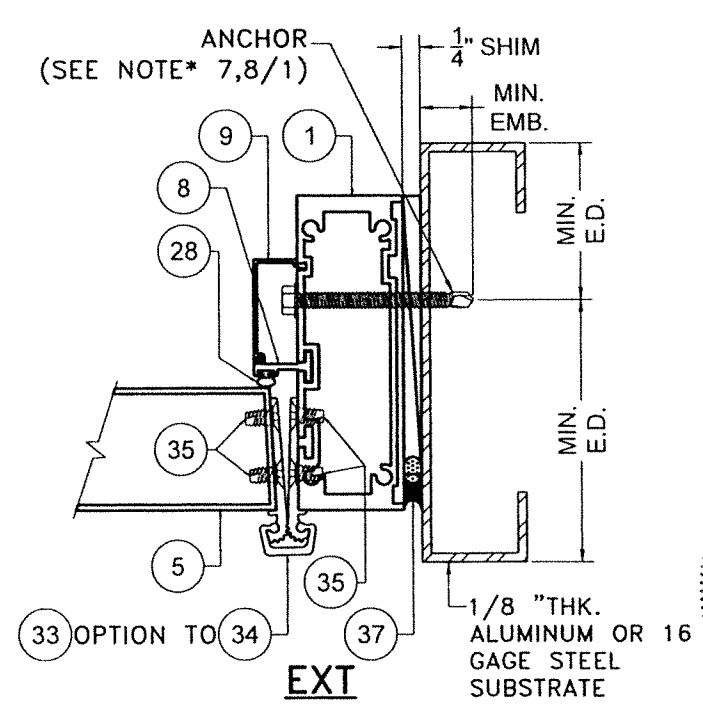
STATE OF FLORIDA
WALTER A. TILLIT JR.
LICENSE NO. 44167
PROFESSIONAL ENGINEER



WOOD SUBSTRATE
SECTION 11-11
(OPTIONAL SYSTEM # 1)
 SCALE 3/8"=1"



**POURED CONCRETE/
 CONCRETE BLOCK
 SUBSTRATE**



**ALUMINUM / STEEL MEMBER
 SUBSTRATE**

FLORIDA BUILDING CODE (HIGH & NON HIGH VELOCITY HURRICANE ZONE)

TILECO INC.
 © 2023 TILECO, INC.

TILECO INC.
 TILLIT TESTING & ENGINEERING COMPANY
 6355 N.W. 36th St., Ste. 305, VIRGINIA GARDENS, FL 33166
 Phone : (305)871-1530 Fax : (305)871-1531
 CA-0006719
 WALTER A. TILLIT JR. P.E.
 FLORIDA Lic. # 44167

**SERIES JAZZ 7000 COMMERCIAL
 OUTSWING ENTRANCE DOOR**

W.H. DRAWN BY: 09/19/2023
 DATE: 23-219
 DRAWING No. SHEET 17A OF 58

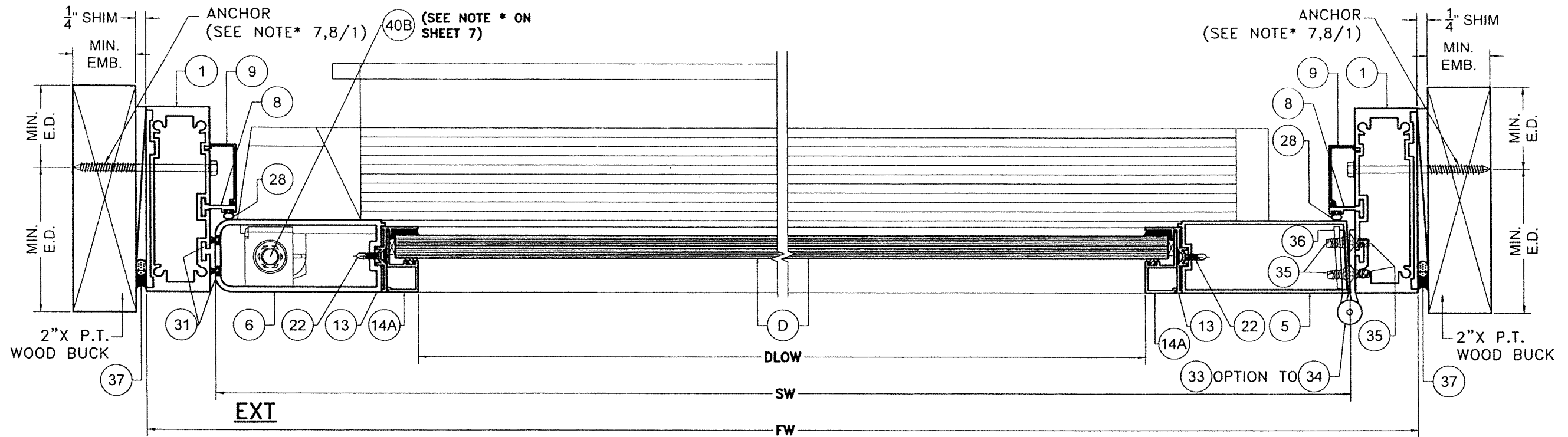
290 WEST 76 ROAD
 HIALEAH, FL 33014
 PH: (954)226-5555/(305)558-8103
 FAX: (305)558-6665
 www.gigwindows.com

REV. NO	DESCRIPTION	DATE	REV. No	DESCRIPTION	DATE
1	OLD 21-135	10/7/21	3		
2			4		

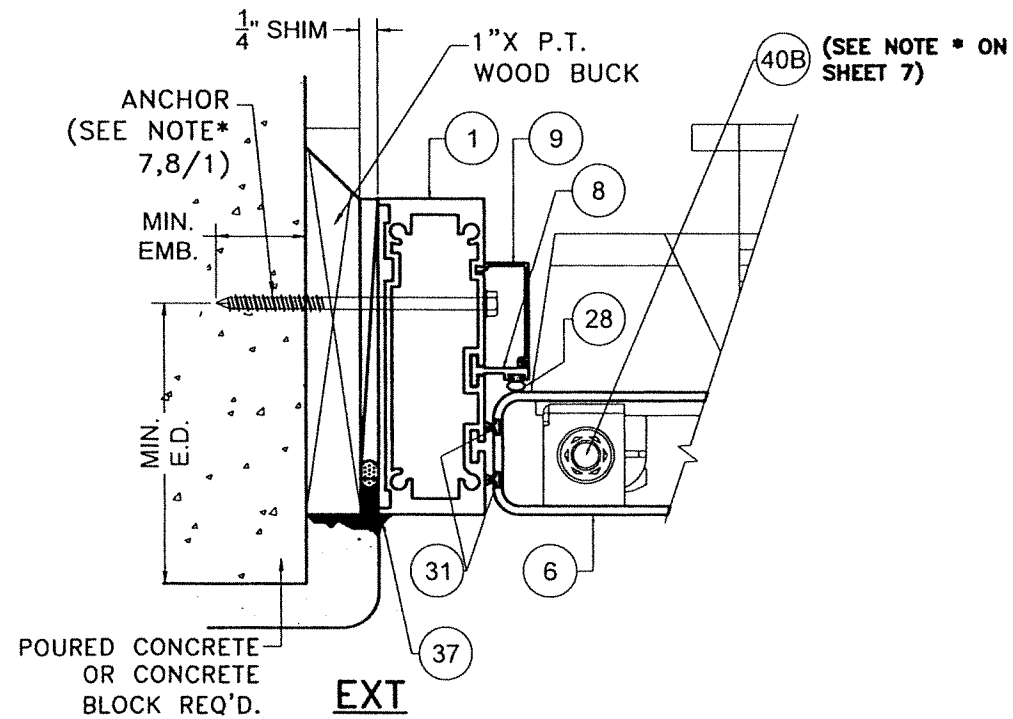
P.E. SEAL/SIGNATURE/DATE

Walter A. Tillit Jr.
 10/19/2023

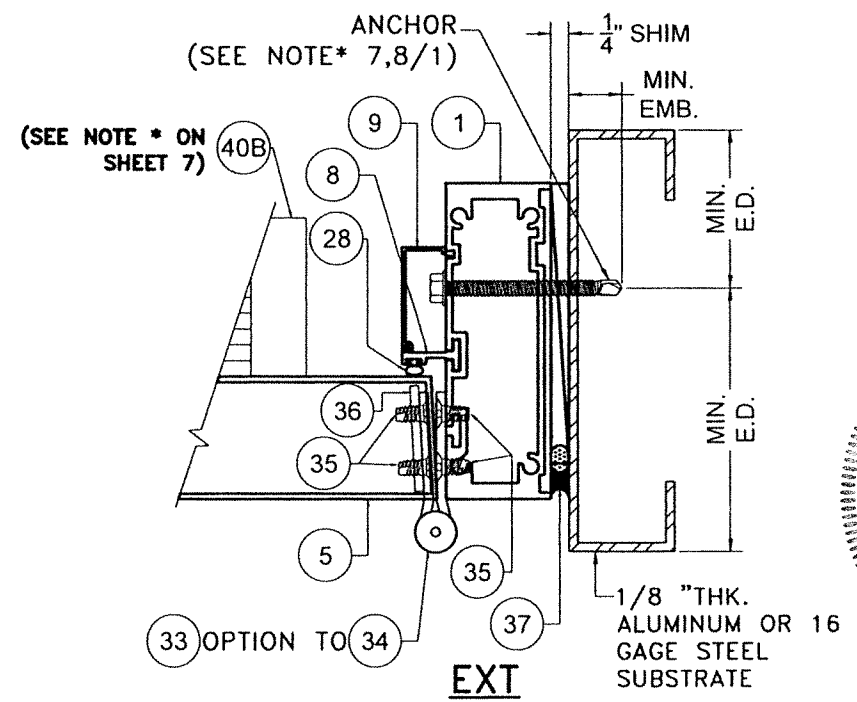
WALTER A. TILLIT JR.
 LICENSE No. 44167
 STATE OF FLORIDA
 PROFESSIONAL ENGINEER



**WOOD SUBSTRATE
SECTION R-R
(OPTIONAL SYSTEM # 1)**
SCALE 3/8"=1"



**POURED CONCRETE/
CONCRETE BLOCK
SUBSTRATE**



**ALUMINUM / STEEL MEMBER
SUBSTRATE**

FLORIDA BUILDING CODE (HIGH & NON HIGH VELOCITY HURRICANE ZONE)

©2023 TILTECO, INC.

TILTECO INC.
TILLIT TESTING & ENGINEERING COMPANY
6355 N.W. 36th St., Ste. 305, VIRGINIA GARDENS, FL 33166
Phone : (305)871-1530 • Fax : (305)871-1531
WALTER A. TILLIT JR., P.E.
FLORIDA Lic. # 44167

**SERIES JAZZ 7000 COMMERCIAL
OUTSWING ENTRANCE DOOR**

W.H. DRAWN BY: 09/19/2023
DATE: 23-219
DRAWING No. SHEET 18 OF 58

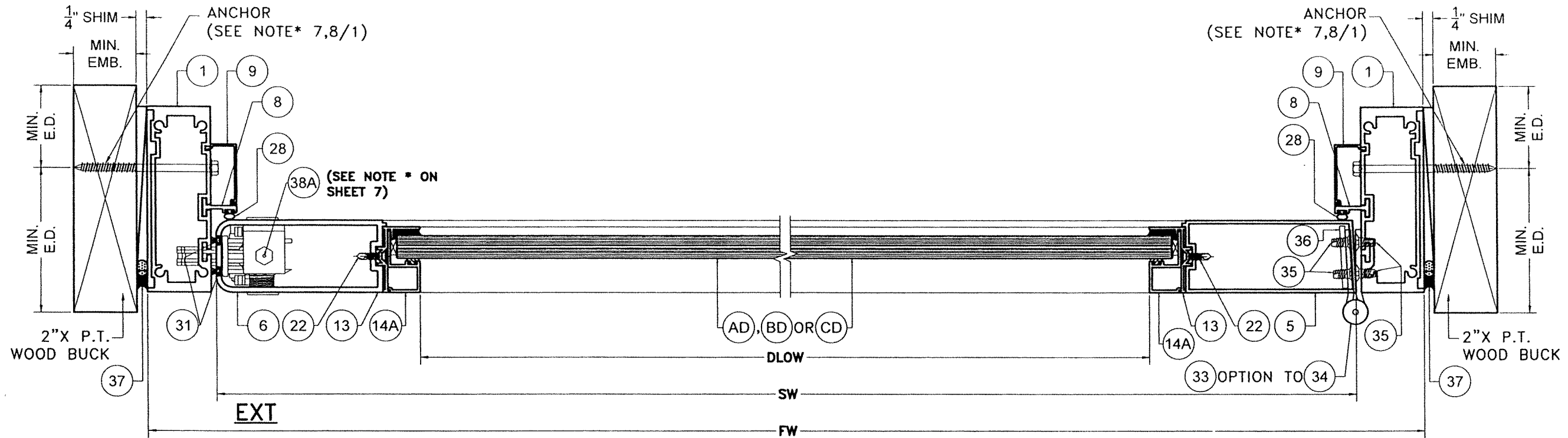
290 WEST 78 ROAD
HALEAH, FL 33014
PH: (954)226-5555/(305)558-8103
FAX: (305)558-6665
www.gigwindow.com

REV. NO.	DATE	REV. NO.	DESCRIPTION
1	10/7/21	1	
2		2	

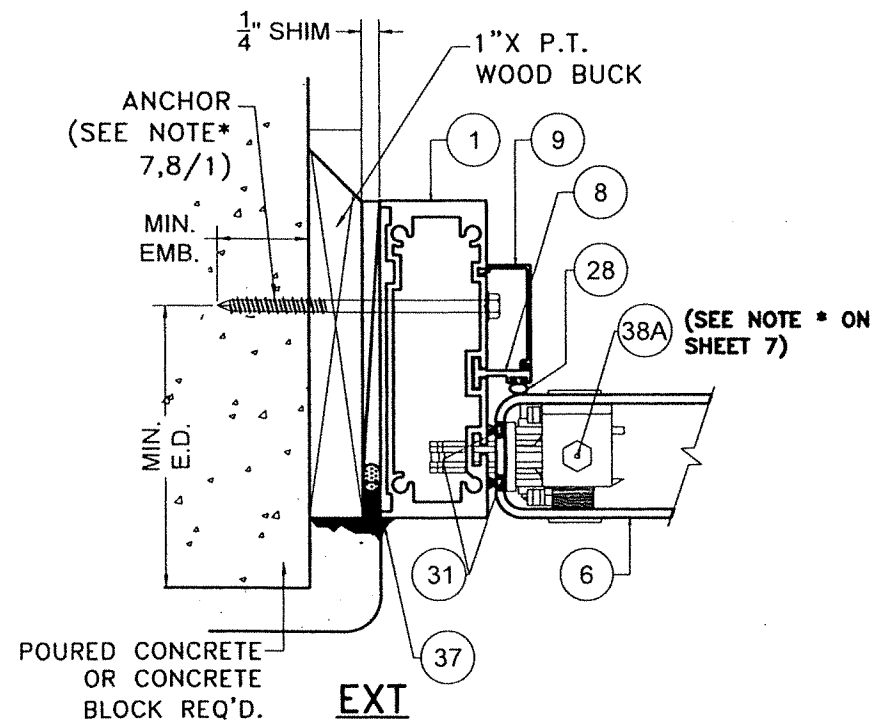
WALTER A. TILLIT JR.
No. 44167
STATE OF FLORIDA
PROFESSIONAL ENGINEER
LICENSE

Walter A. Tillit Jr.
9/20/23

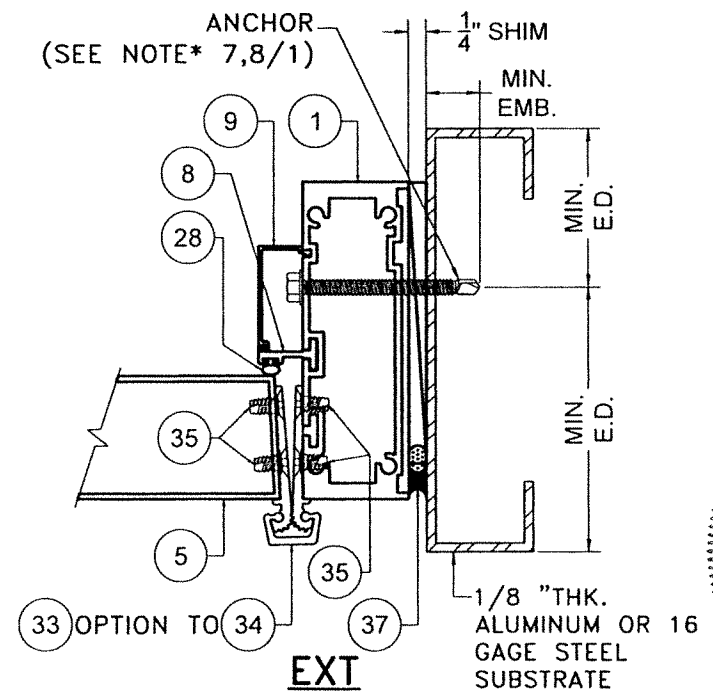
P.E. SEAL/SIGNATURE/DATE



WOOD SUBSTRATE
SECTION H-H
(OPTIONAL SYSTEM # 1)
 SCALE 3/8"=1"



**POURED CONCRETE/
 CONCRETE BLOCK
 SUBSTRATE**



**ALUMINUM / STEEL MEMBER
 SUBSTRATE**

FLORIDA BUILDING CODE (HIGH & NON HIGH VELOCITY HURRICANE ZONE)

TILECO INC.
 TILLIT TESTING & ENGINEERING COMPANY
 6355 N.W. 38th St., Ste. 305, VIRGINIA GARDENS, FL 33186
 Phone: (305)871-1530, Fax: (305)871-1531
 CA-0006719, FLORIDA Lic. # 44167

**SERIES JAZZ 7000 COMMERCIAL
 OUTSWING ENTRANCE DOOR**

WINDOWS & DOORS

290 WEST 78 ROAD
 HIALEAH, FL 33014
 PH: (954)226-5555/(305)558-8103
 FAX: (305)558-6665
 www.gigwindows.com

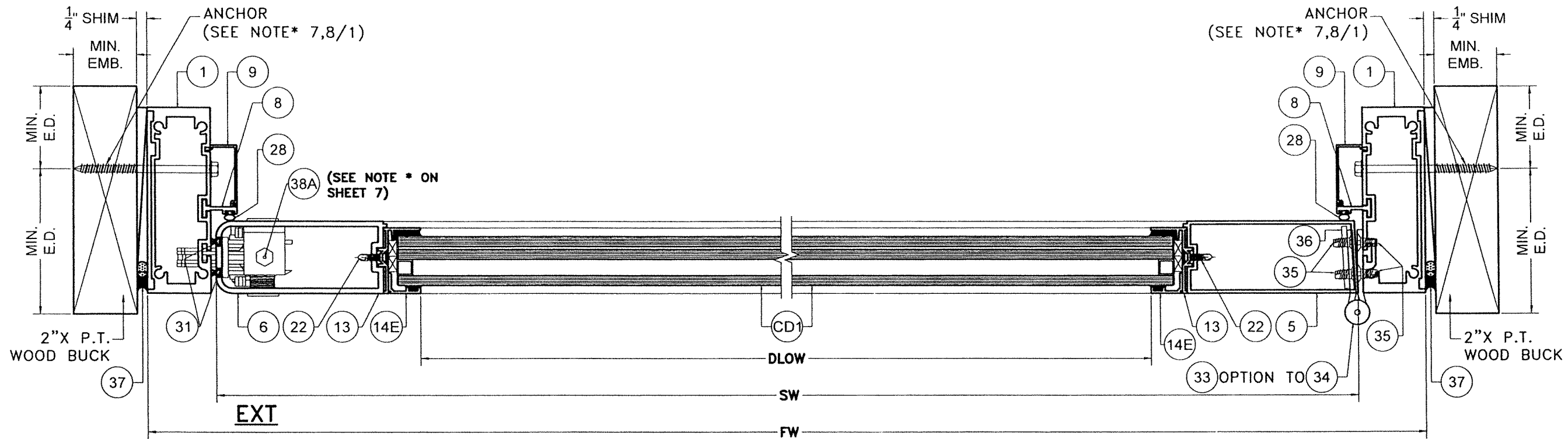
REV. NO.	DESCRIPTION	DATE	REV. NO.	DESCRIPTION	DATE
1	OLD 21-135	10/7/21	3		

DRAWN BY: W.H
 DATE: 09/19/2023
 DRAWING No. **23-219**
 SHEET 19 OF 58

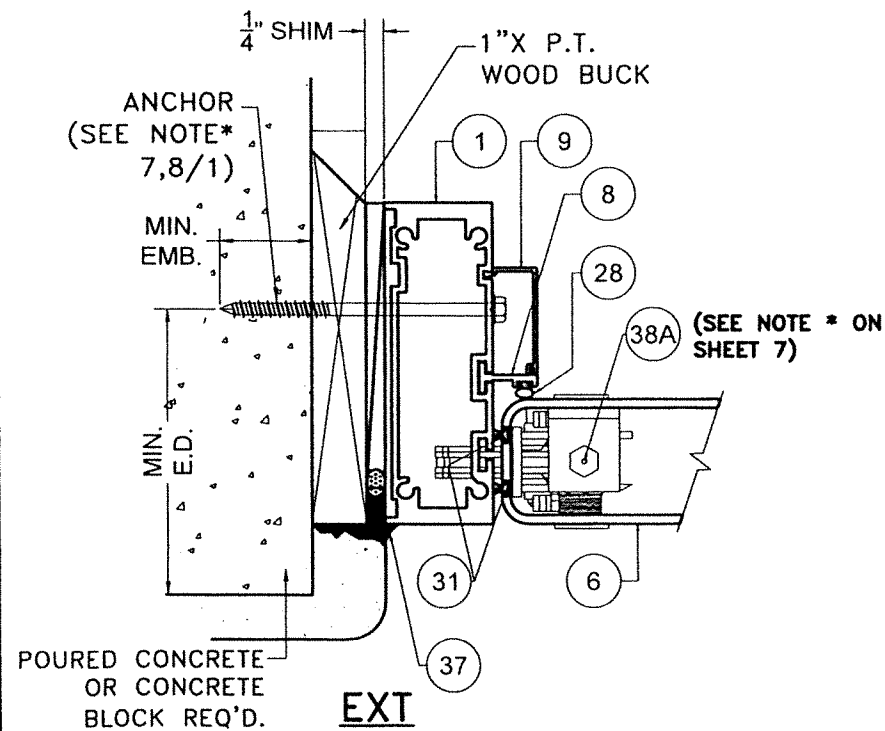
P.E. SEAL/SIGNATURE/DATE

WALTER A. TILLIT JR.
 LICENSE NO. 44167
 STATE OF FLORIDA
 PROFESSIONAL ENGINEER

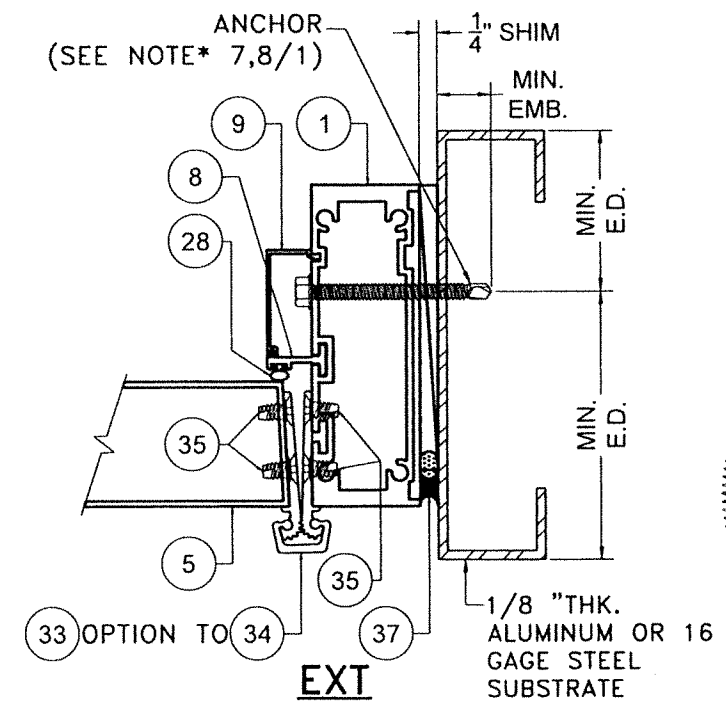
Walter A. Tillit Jr.
 1/9/2023



WOOD SUBSTRATE
SECTION H1-H1
(OPTIONAL SYSTEM # 1)
 SCALE 3/8"=1"



POURED CONCRETE/
 CONCRETE BLOCK
 SUBSTRATE



ALUMINUM / STEEL MEMBER
 SUBSTRATE

FLORIDA BUILDING CODE (HIGH & NON HIGH VELOCITY HURRICANE ZONE)

TILECO INC.
 ©2023 TILECO, INC.

TILLIT TESTING & ENGINEERING COMPANY
 6355 N.W. 36th St., Ste. 305, VIRGINIA GARDENS, FL 33166
 Phone: (305)871-1530, Fax: (305)871-1531
 WALTER A. TILLIT, JR., P.E.
 FLORIDA Lic. # 44167

**SERIES JAZZ 7000 COMMERCIAL
 OUTSWING ENTRANCE DOOR**

WINDOWS & DOORS
 290 WEST 78 ROAD
 HIALEAH, FL 33014
 PH: (954)226-5555/(305)558-8103
 FAX: (305)558-6665
 www.gigwindows.com

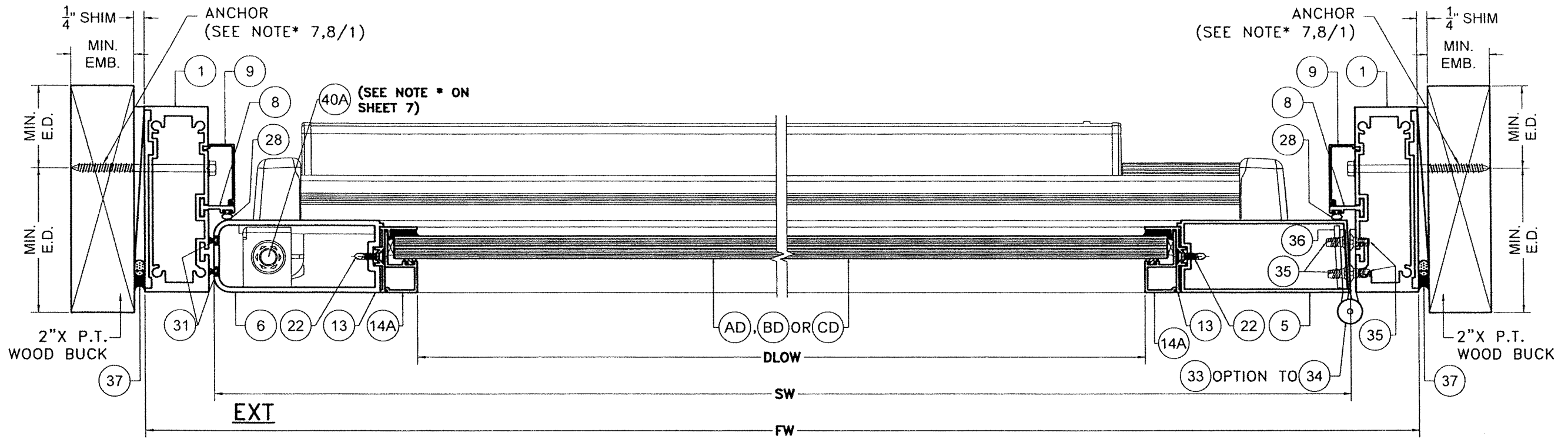
W.H. DRAWN BY:	09/19/2023	DATE:	23-219	DRAWING NO.
REV. NO.	DESCRIPTION	DATE	REV. NO.	DESCRIPTION
1	OLD 21-135	10/7/21	3	
2			4	

SHEET 19A OF 58

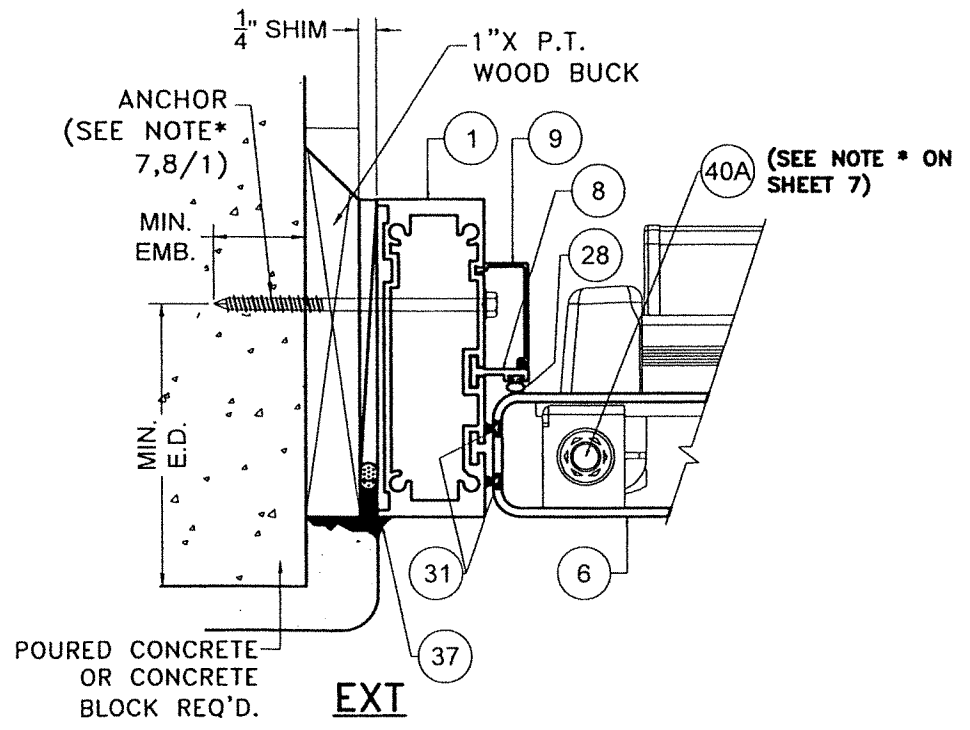
No. 44167

STATE OF FLORIDA
 WALTER A. TILLIT, JR.
 PROFESSIONAL ENGINEER

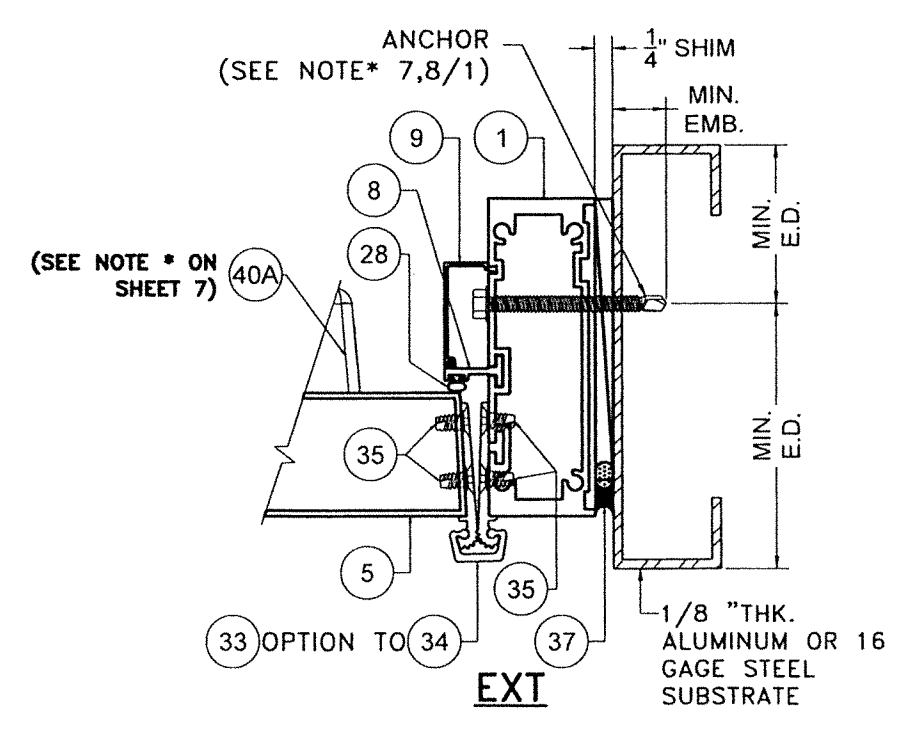
P.E. SEAL/SIGNATURE/DATE



**WOOD SUBSTRATE
SECTION S-S
(OPTIONAL SYSTEM # 1)
SCALE 3/8"=1"**



**POURED CONCRETE/
CONCRETE BLOCK
SUBSTRATE**



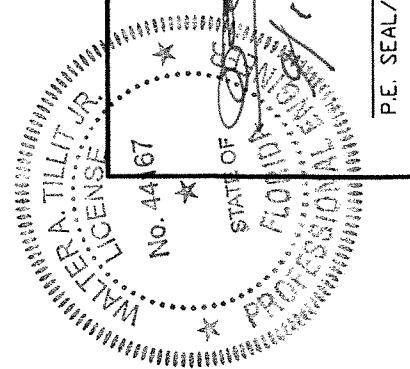
**ALUMINUM / STEEL MEMBER
SUBSTRATE**

FLORIDA BUILDING CODE (HIGH & NON HIGH VELOCITY HURRICANE ZONE)
 ©2023 TILTECO, INC.
TILECO INC.
 TILLIT TESTING & ENGINEERING COMPANY
 6355 N.W. 36th St., Ste. 305, VIRGINIA GARDENS, FL 33166
 Phone : (305)871-1530 ; Fax : (305)871-1531
 WALTER A. TILLIT JR., P.E.
 FLORIDA Lic. # 44167

**SERIES JAZZ 7000 COMMERCIAL
OUTSWING ENTRANCE DOOR**

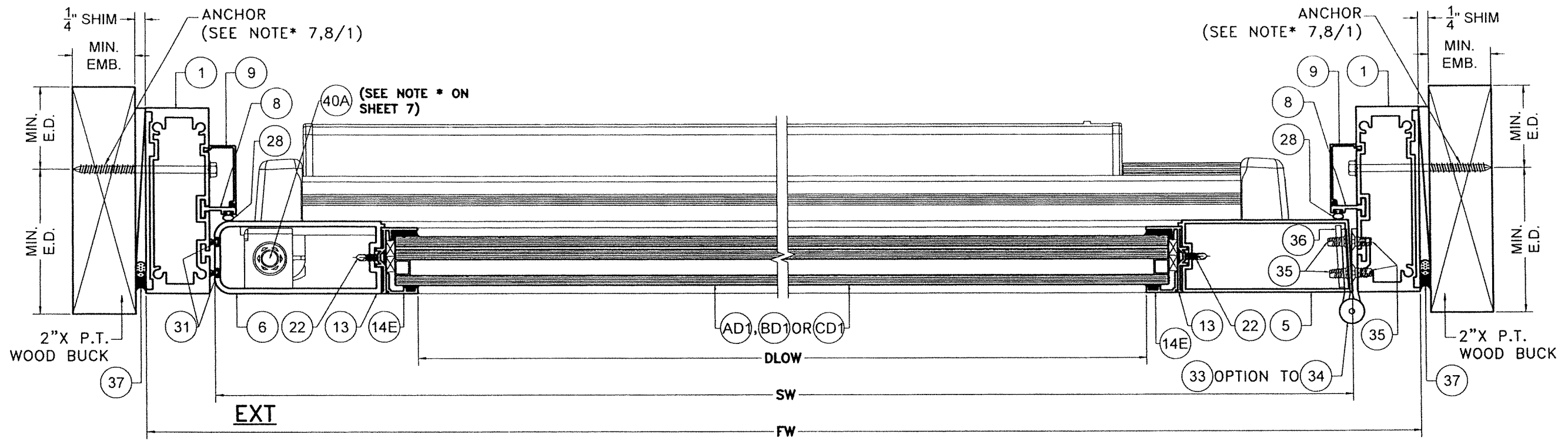
290 WEST 78 ROAD
 HIALEAH, FL 33014
 PH: (954)226-5555/(305)558-8103
 FAX: (305)558-6665
 WWW.gigwindows.com

W.A. TILLIT JR. & SONS
 WINDOWS & DOORS
 REV. NO. 1 DATE 10/7/21 DESCRIPTION
 2 1 OLD 21-135 10/7/21 3 1
 1 2

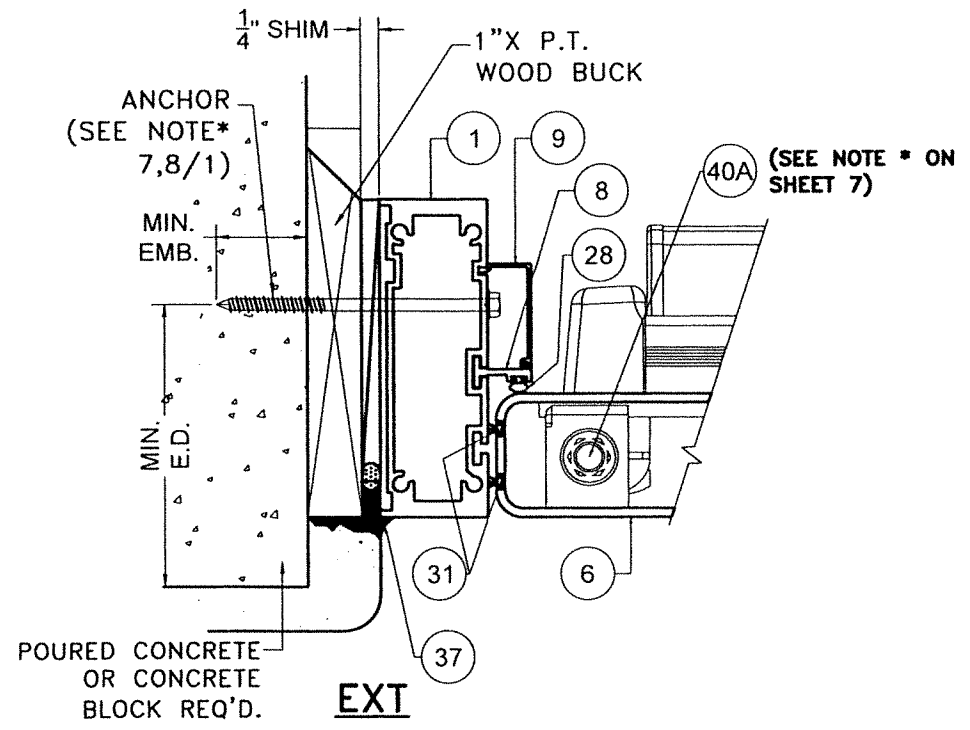


P.E. SEAL/SIGNATURE/DATE

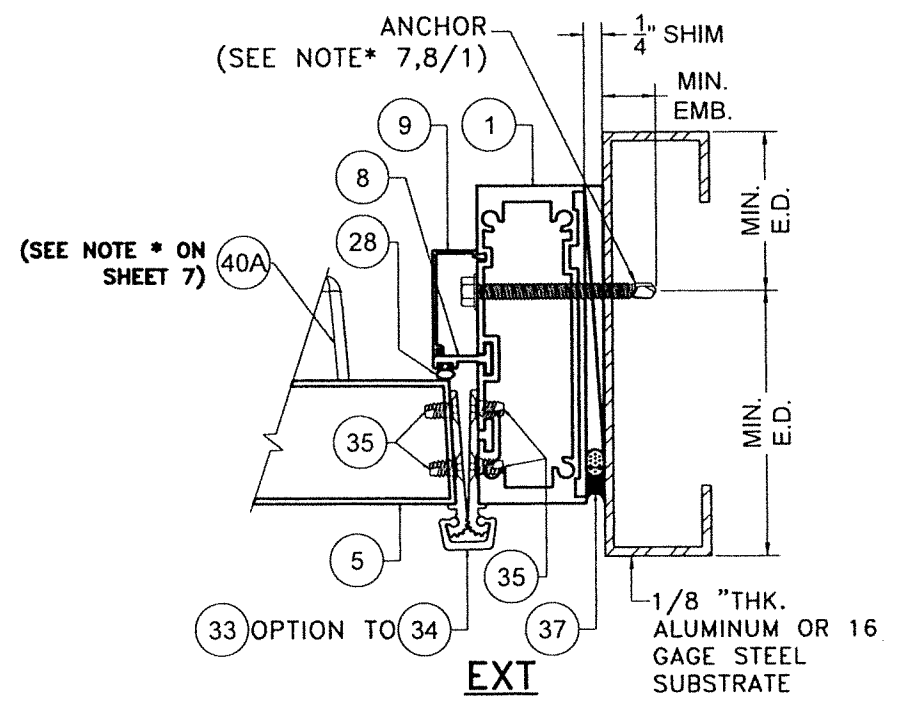
W.H. DRAWN BY: 09/19/2023 DATE:
23-219 DRAWING NO.
 SHEET 20 OF 58



WOOD SUBSTRATE
SECTION S1-S1
(OPTIONAL SYSTEM # 1)
 SCALE 3/8"=1"



**POURED CONCRETE/
 CONCRETE BLOCK
 SUBSTRATE**



**ALUMINUM / STEEL MEMBER
 SUBSTRATE**

FLORIDA BUILDING CODE (HIGH & NON HIGH VELOCITY HURRICANE ZONE)

©2023 TILTECO, INC.

TILTECO INC.
 TILLIT TESTING & ENGINEERING COMPANY
 6355 N.W. 36th St., Ste. 305, VIRGINIA GARDENS, FL 33166
 Phone: (305)871-1530, Fax: (305)871-1531
 CA-0006719
 WALTER A. TILLIT Jr. P.E.
 FLORIDA Lic. # 44167

**SERIES JAZZ 7000 COMMERCIAL
 OUTSWING ENTRANCE DOOR**

290 WEST 78 ROAD
 HIALEAH, FL 33010
 PH: (954)226-5555/(305)558-8103
 FAX: (305)558-6665
 www.gigwindows.com

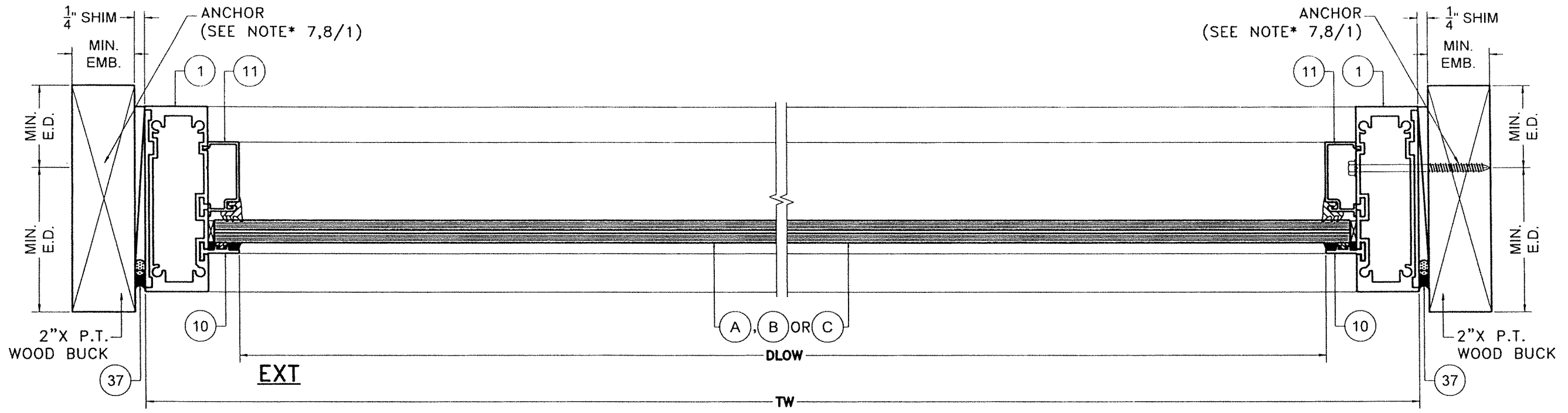
WINDOWS & DOORS

REV. NO.	DESCRIPTION	DATE	REV. NO.	DESCRIPTION	DATE
1	OLD 21-135	10/7/21	3		
2			4		

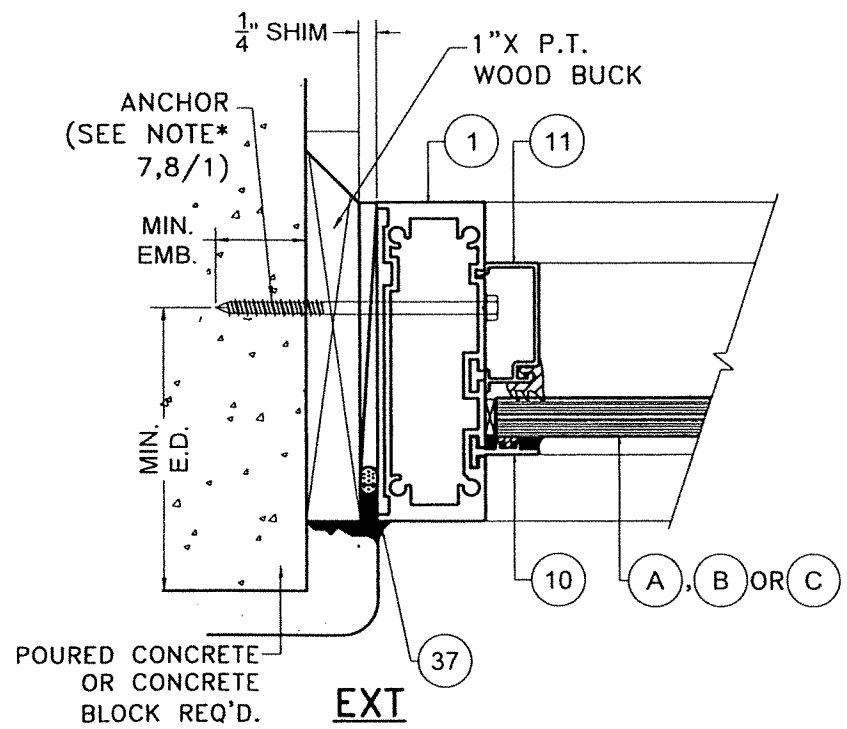
DRAWN BY: 09/19/2023
 DATE: 23-219
 DRAWING NO. SHEET 20A OF 58

P.E. SEAL/SIGNATURE/DATE

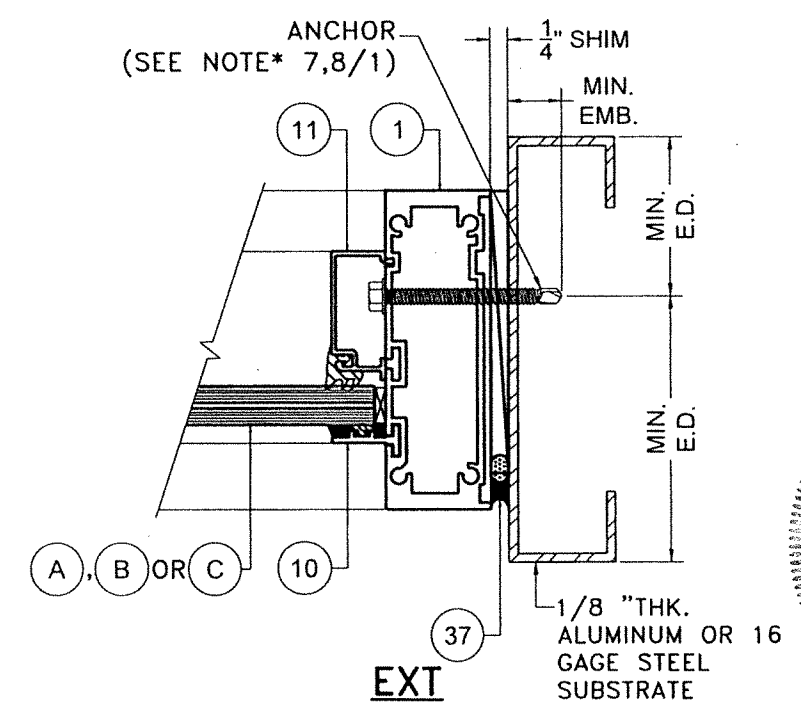
WALTER A. TILLIT JR.
 LICENSE No. 44167
 STATE OF FLORIDA
 PROFESSIONAL ENGINEER



**WOOD SUBSTRATE
SECTION N-N
(OPTIONAL SYSTEM # 1)**
SCALE 3/8"=1"



**POURED CONCRETE/
CONCRETE BLOCK
SUBSTRATE**



**ALUMINUM / STEEL MEMBER
SUBSTRATE**

FLORIDA BUILDING CODE (HIGH & NON HIGH VELOCITY HURRICANE ZONE)

©2023 TILTECO, INC.

TILTECO INC.

TILLIT TESTING & ENGINEERING COMPANY
6355 N.W. 36th. St., St. 305, VIRGINIA GARDENS, FL 33166
Phone: (305)871-1530, Fax: (305)871-1531

SERIES JAZZ 70000 COMMERCIAL
OUTSWING ENTRANCE DOOR

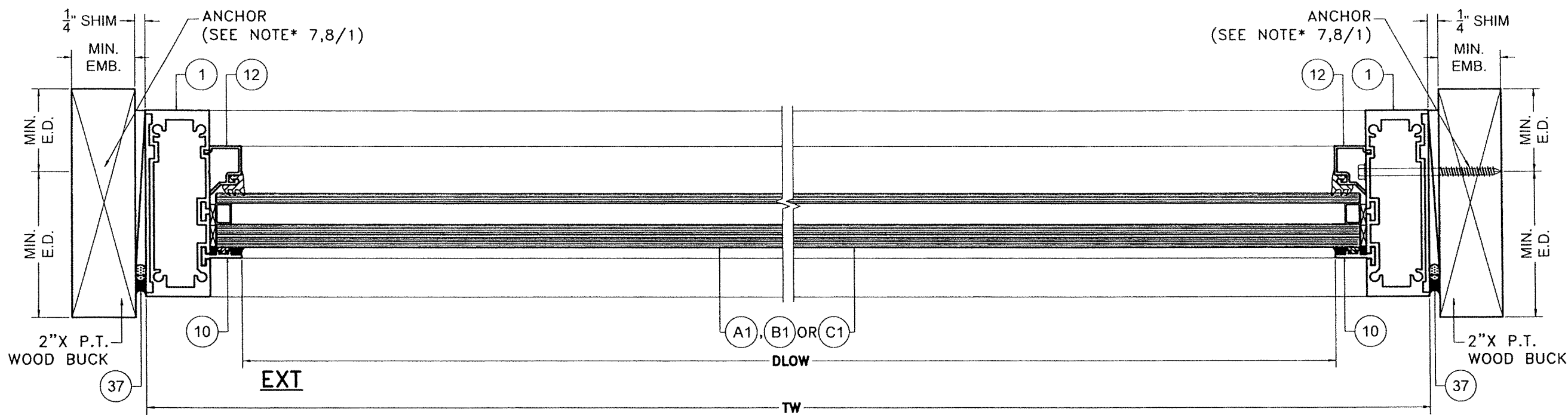
W.H. DRAWN BY:	09/19/2023	DATE:	23-219	DRAWING No.
				SHEET 21 OF 58
	200 WEST 78 ROAD HALEAH, FL 33014 PH: (954)226-5555/(305)558-8103 FAX: (305)558-6665 www.gigwindows.com			
	REV. NO	DESCRIPTION	DATE	DATE
	1	OLD 21-135	10/7/21	-
	2	-	-	-

P.E. SEAL/SIGNATURE/DATE

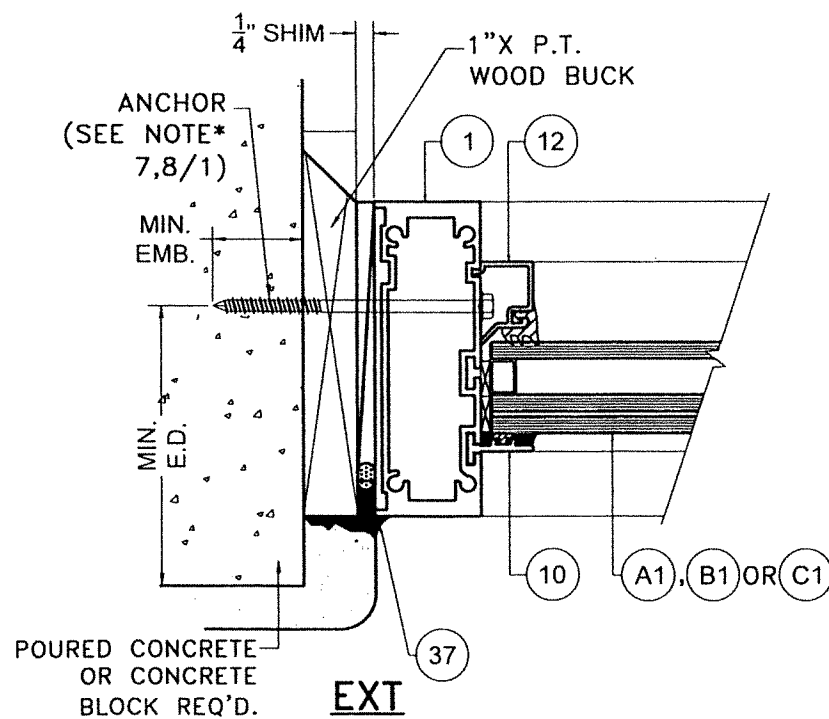
WALTER A. TILLIT JR.
LICENSE
No. 44167
STATE OF FLORIDA
PROFESSIONAL ENGINEER

WALTER A. TILLIT JR.

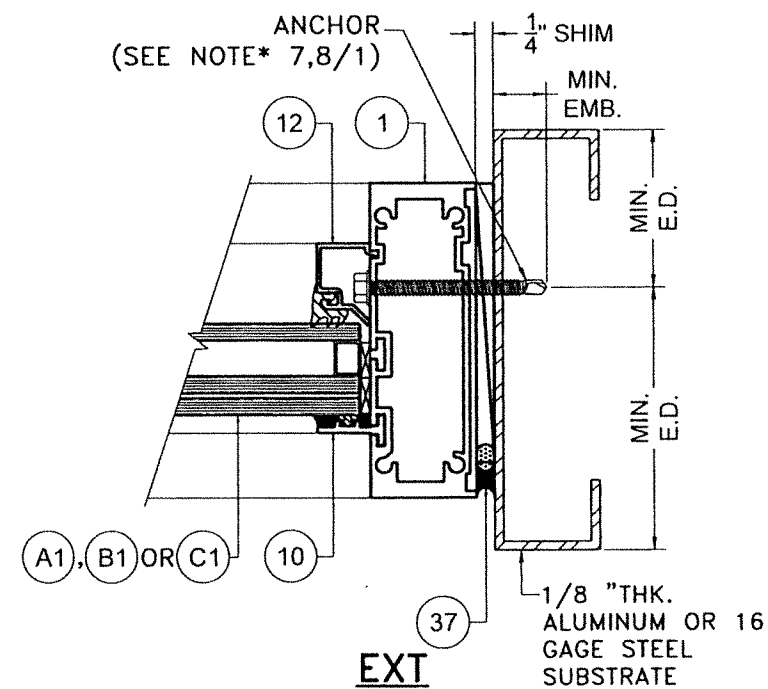
10/19/2023



WOOD SUBSTRATE
SECTION N1-N1
(OPTIONAL SYSTEM # 1)
 SCALE 3/8"=1"



**POURED CONCRETE/
 CONCRETE BLOCK
 SUBSTRATE**



**ALUMINUM / STEEL MEMBER
 SUBSTRATE**

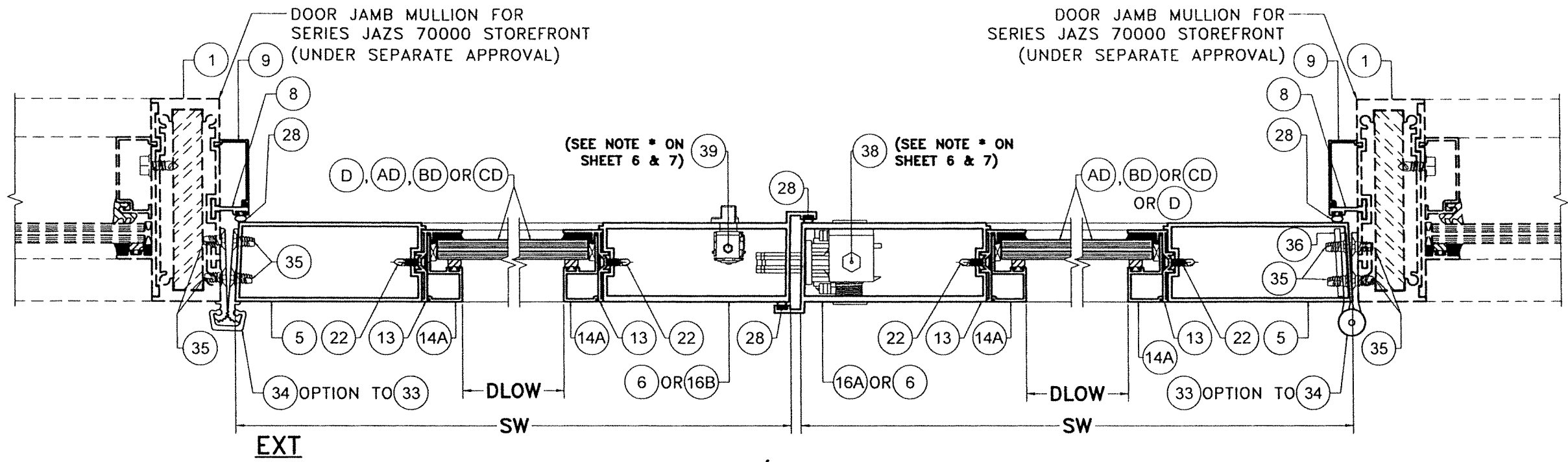
FLORIDA BUILDING CODE (HIGH & NON HIGH VELOCITY HURRICANE ZONE)

SERIES JAZZ 70000 COMMERCIAL
 OUTSWING ENTRANCE DOOR

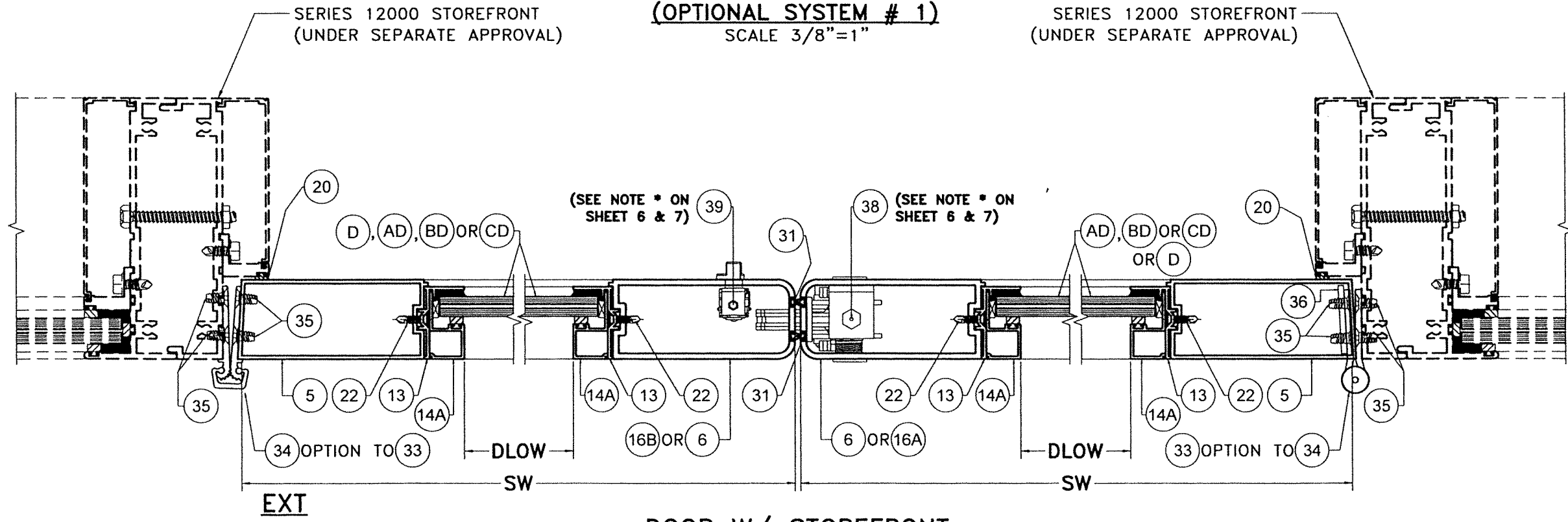
©2023 TILTECO, INC.
TILTECO INC.
 TILLIT TESTING & ENGINEERING COMPANY
 6355 N.W. 38th St., Ste. 305, VIRGINIA GARDENS, FL 33166
 Phone: (305)871-1530 Fax: (305)871-1531
 CA-0006719
 WALTER A. TILLIT JR., P.E.
 FLORIDA Lic. # 44167

P.E. SEAL/SIGNATURE/DATE

DRAWN BY:		DATE:	
09/19/2023		23-219	
PH: (954)226-5555/(305)558-8103		DRAWING NO.	
FAX: (305)558-6665		SHEET 21A OF 58	
WWW.GIGWINDOWS.COM			
REV. NO.	DATE	DESCRIPTION	
1	10/7/21	3	
2	OLD 21-135	4	



**DOOR W/ STOREFRONT
SECTION P-P
(OPTIONAL SYSTEM # 1)
SCALE 3/8"=1"**



**DOOR W/ STOREFRONT
SECTION K-K
(OPTIONAL SYSTEM # 1)
SCALE 3/8"=1"**

FLORIDA BUILDING CODE (HIGH & NON HIGH VELOCITY HURRICANE ZONE)

**SERIES JAZS 70000 COMMERCIAL
OUTSWING ENTRANCE DOOR**

©2023 TILTECO, INC.

TILTECO INC.
TILLIT TESTING & ENGINEERING COMPANY
6355 N.W. 36th St., Ste. 305, VIRGINIA GARDENS, FL 33166
Phone : (305)871-1530 Fax : (305)871-1531
CH-0005719
WALTER A. TILLIT JR. P.E.
FLORIDA Lic. # 44167

290 WEST 78 ROAD
HIALEAH, FL 33014
PH: (954)226-5555/(305)558-8103
FAX: (305)558-6665
www.gigwindows.com

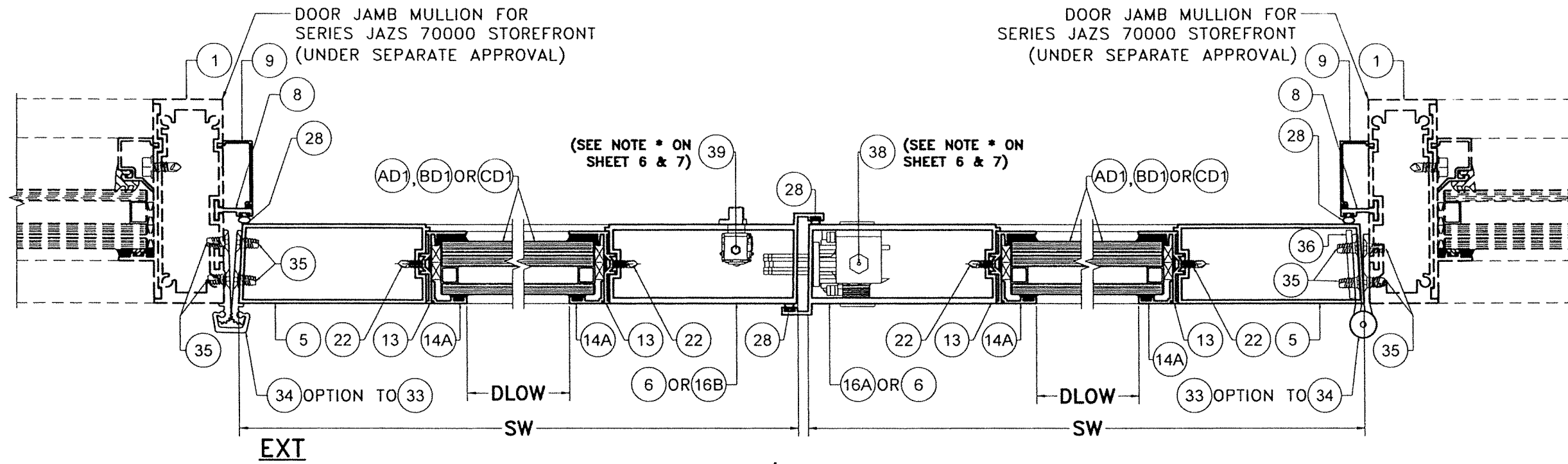
WINDOWS & DOORS

REV. NO.	DESCRIPTION	DATE
1	OLD 21-135	10/7/21
2		

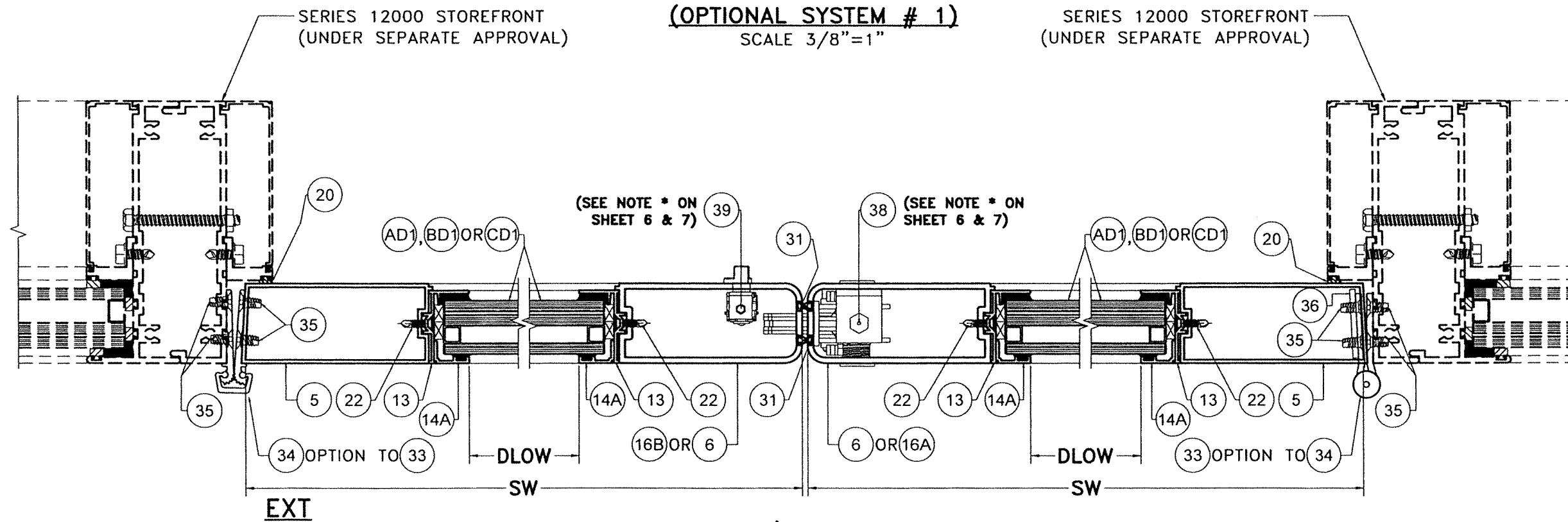
W.H. DRAWN BY: 09/19/2023
DATE: 23-219
DRAWING No. SHEET 22 OF 58

WALTER A. TILLIT JR.
LICENSE No. 44167
STATE OF FLORIDA
PROFESSIONAL ENGINEER
P.E. SEAL/SIGNATURE/DATE

Walter A. Tillit Jr.
10/19/2023



**DOOR W/ STOREFRONT
SECTION P1-P1
(OPTIONAL SYSTEM # 1)
SCALE 3/8"=1"**



**DOOR W/ STOREFRONT
SECTION K1-K1
(OPTIONAL SYSTEM # 1)
SCALE 3/8"=1"**


FLORIDA BUILDING CODE (HIGH & NON HIGH VELOCITY HURRICANE ZONE)

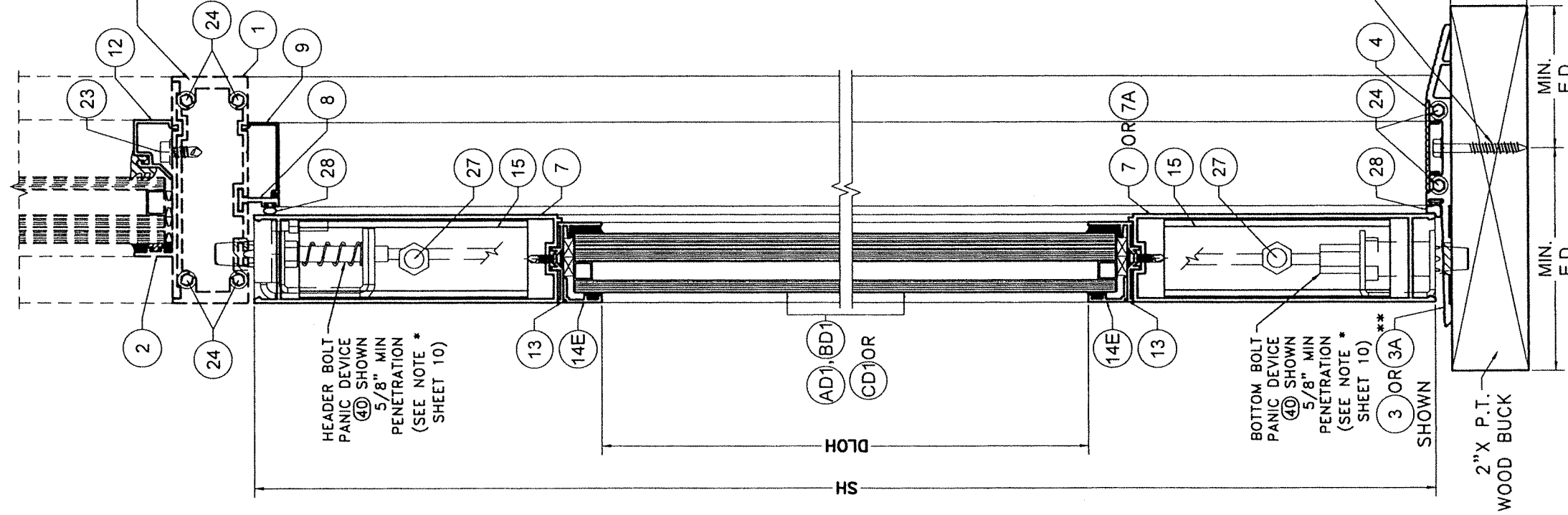
TILECO INC.
TILLET TESTING & ENGINEERING COMPANY
6355 N.W. 36th St., Ste. 305, VIRGINIA GARDENS, FL 33166
Phone : (305)871-1530 · Fax : (305)871-1531
CA-0006719
WALTER A. TILLET JR. P.E.
FLORIDA Lic. # 44167

**SERIES JAZS 70000 COMMERCIAL
OUTSWING ENTRANCE DOOR**

W.H	09/19/2023	DATE	23-219	DRAWING No.
DRAWN BY:				SHEET 22A OF 58
REV. NO.	DATE	DESCRIPTION		
1	10/7/21			
2				

P.E. SEAL/SIGNATURE/DATE





DOOR TRANSOM BAR FOR
SERIES JAZS 70000 STOREFRONT
(UNDER SEPARATE APPROVAL)

HEADER BOLT
PANIC DEVICE
(40) SHOWN
5/8" MIN
PENETRATION
(SEE NOTE *
SHEET 10)

3 OR 3A
SHOWN

27
15
7 OR 7A
28
4
ANCHOR
(SEE NOTE*
7,8/1)

POURED CONCRETE
SUBSTRATE

AD1, BD1
CD1 OR

BOTTOM BOLT
PANIC DEVICE
(40) SHOWN
5/8" MIN
PENETRATION
(SEE NOTE *
SHEET 10)


3 OR 3A
SHOWN

27
15
7 OR 7A
28
4
ANCHOR
(SEE NOTE*
7,8/1)

WOOD SUBSTRATE

SECTION X1-X1
(OPTIONAL SYSTEM # 1)
SCALE 3/8" = 1"

**SEE SCHEDULE 1&2
ON SHEETS 32, 33 FOR
LIMITATIONS



P.E. SEAL/SIGNATURE/DATE

FLORIDA BUILDING CODE (HIGH & NON HIGH VELOCITY HURRICANE ZONE)

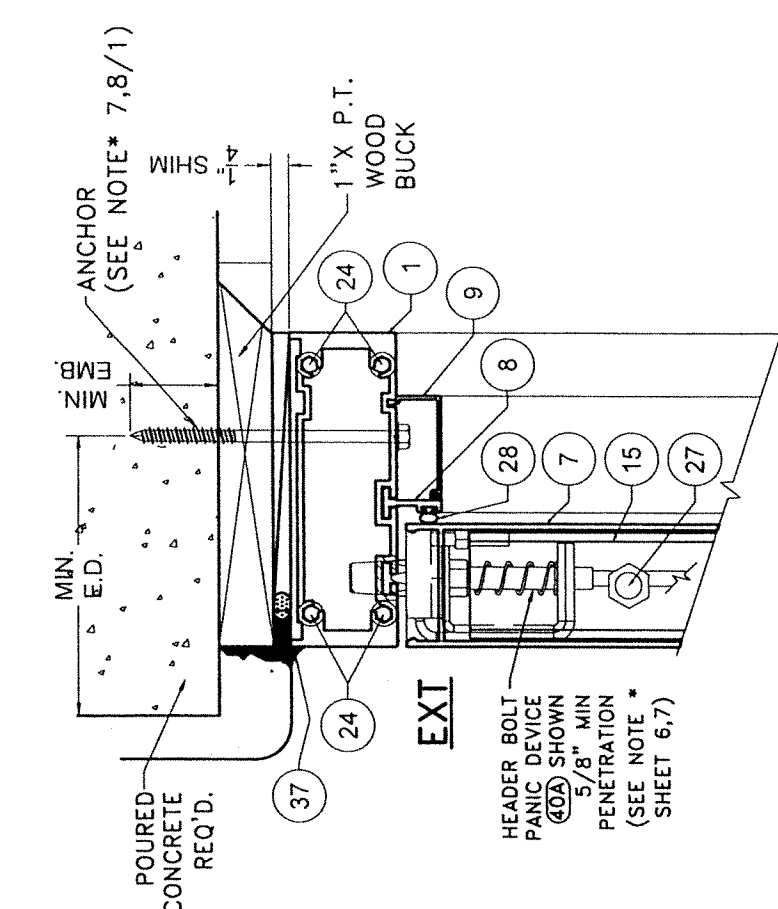
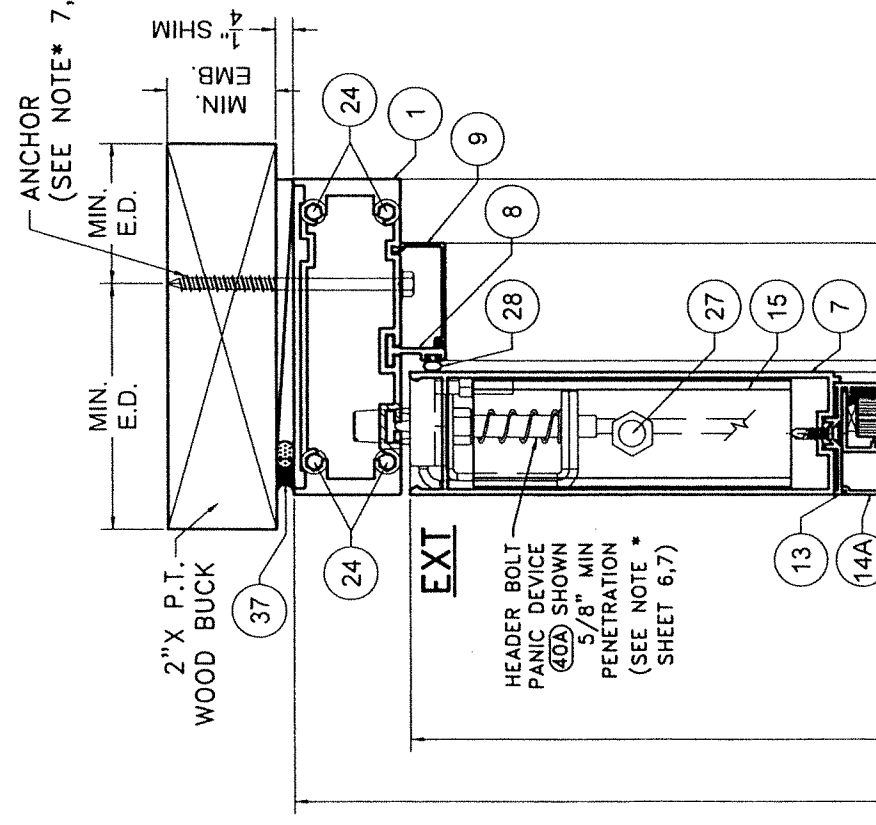
TILECO INC.
TILLIT TESTING & ENGINEERING COMPANY
6355 N.W. 38th St., Ste. 305, VIRGINIA GARDENS, FL 33166
Phone: (305)871-1530 • Fax: (305)871-1531
WALTER A. TILLITT, JR., P.E.
FLORIDA Lic. # 44167

SERIES JAZS 70000 COMMERCIAL
OUTSWING ENTRANCE DOOR

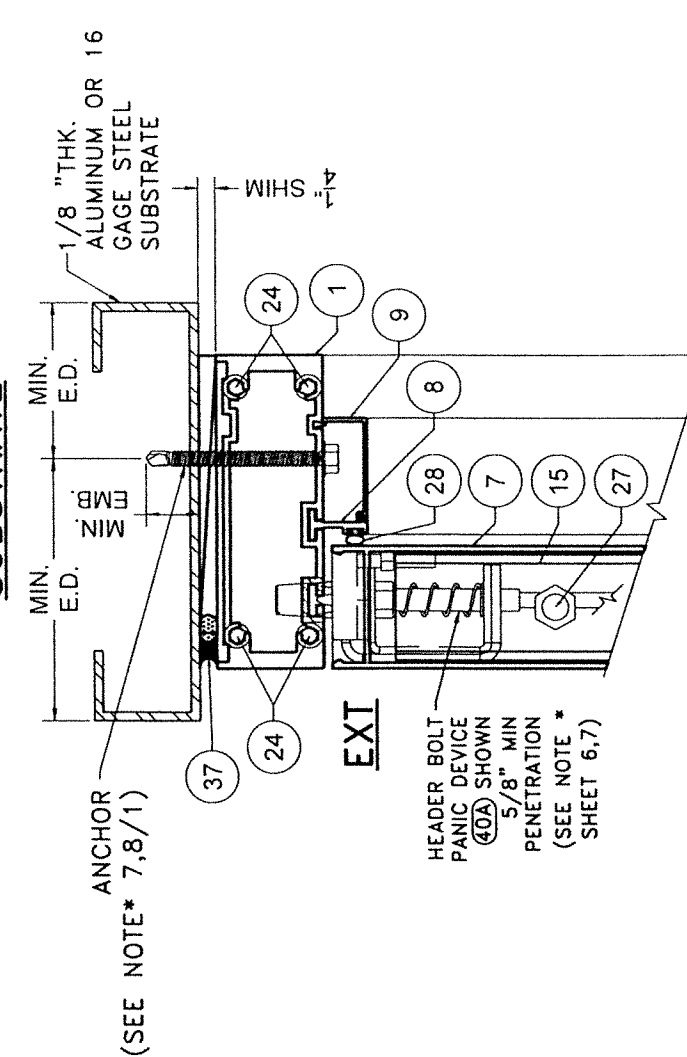
WINDOWS & DOORS
290 WEST 78 ROAD
HALEAH, FL 33014
PH: (954)226-5555/(305)558-8103
FAX: (305)558-6665
www.gigwindows.com

W.H	09/19/2023
DRAWN BY:	DATE:
23-219	23-219
DRAWING NO.	DRAWING NO.
SHEET 23A OF 58	SHEET 23A OF 58

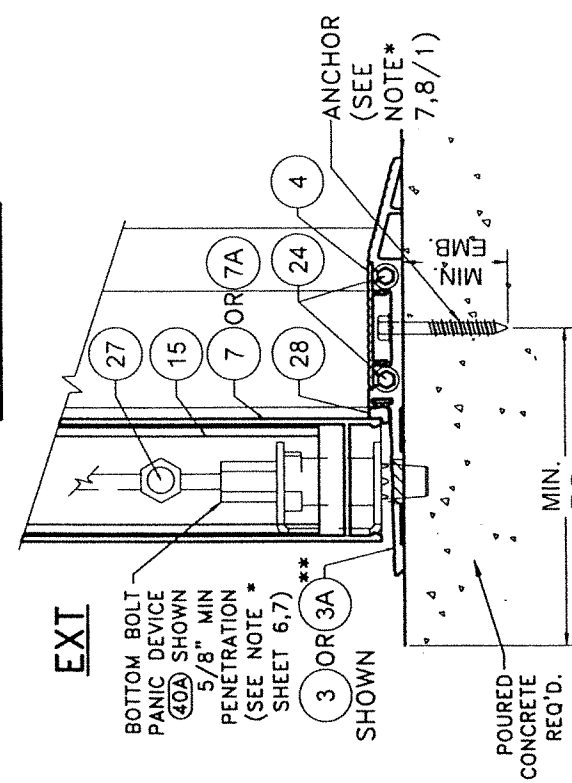
ANCHOR
(SEE NOTE* 7,8/1)



POURED CONCRETE SUBSTRATE

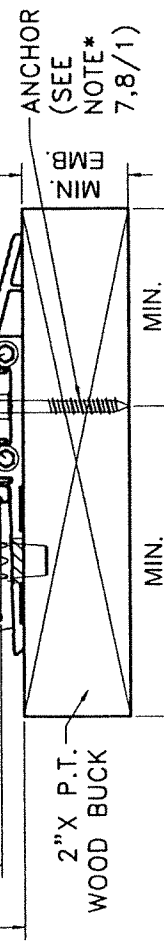


ALUMINUM / STEEL MEMBER SUBSTRATE



POURED CONCRETE SUBSTRATE

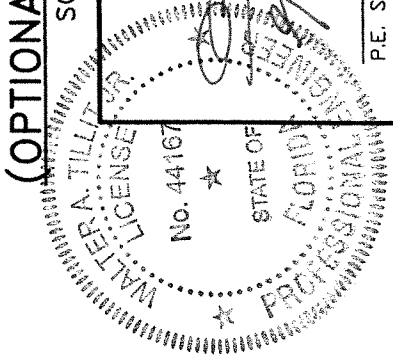
**SEE SCHEDULE 1&2 ON SHEETS 32, 33 FOR LIMITATIONS



WOOD SUBSTRATE

**SECTION G-G
(OPTIONAL SYSTEM # 1)**

SCALE 3/8" = 1"



P.E. SEAL/SIGNATURE/DATE

FLORIDA BUILDING CODE (HIGH & NON HIGH VELOCITY HURRICANE ZONE)

©2023 TILTECO, INC.

TILTECO INC.
TILLIT TESTING & ENGINEERING COMPANY
6355 N.W. 38th St., Ste. 305, VIRGINIA GARDENS, FL 33166
Phone : (305)871-1530 - Fax : (305)871-1531
WALTER A. TILLIT JR., P.E.
CA-0006719
FLORIDA Lic. # 44167

SERIES JAZZ 70000 COMMERCIAL OUTSWING ENTRANCE DOOR

290 WEST 78 ROAD
HIALEAH, FL 33014
PH: (954)226-5555/(305)558-8103
FAX: (305)558-6665
www.gigwindows.com

REV. NO	DESCRIPTION	DATE	REV. NO	DESCRIPTION	DATE
1	OLD 21-135	10/7/21	3		
2			4		

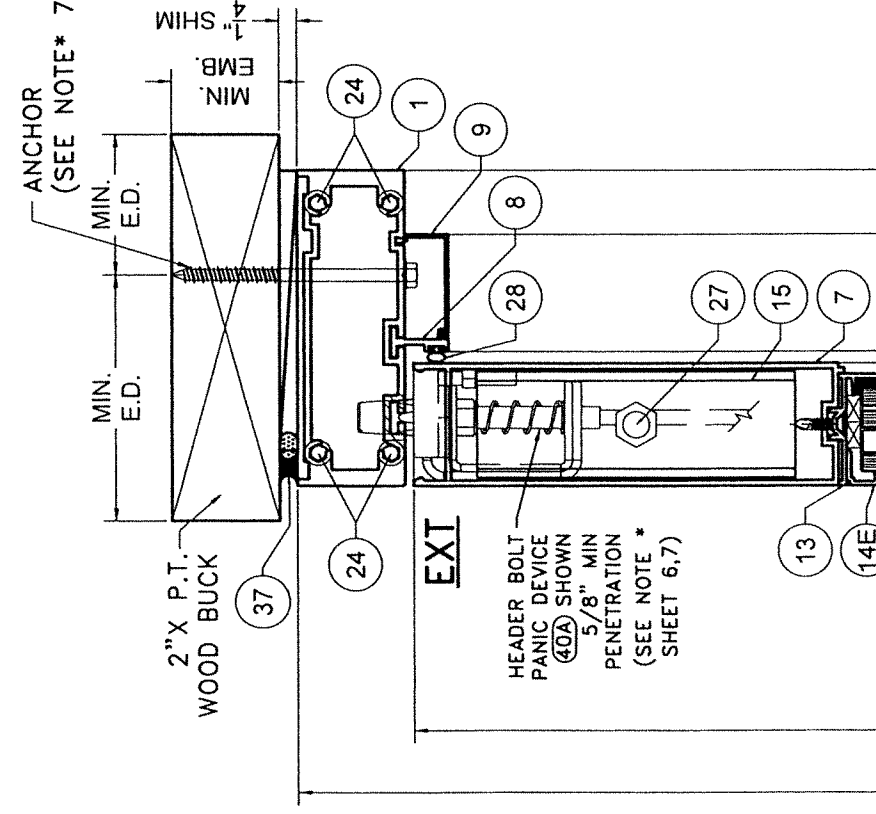
W.H
DRAWN BY:

09/19/2023
DATE:

23-219
DRAWING No.

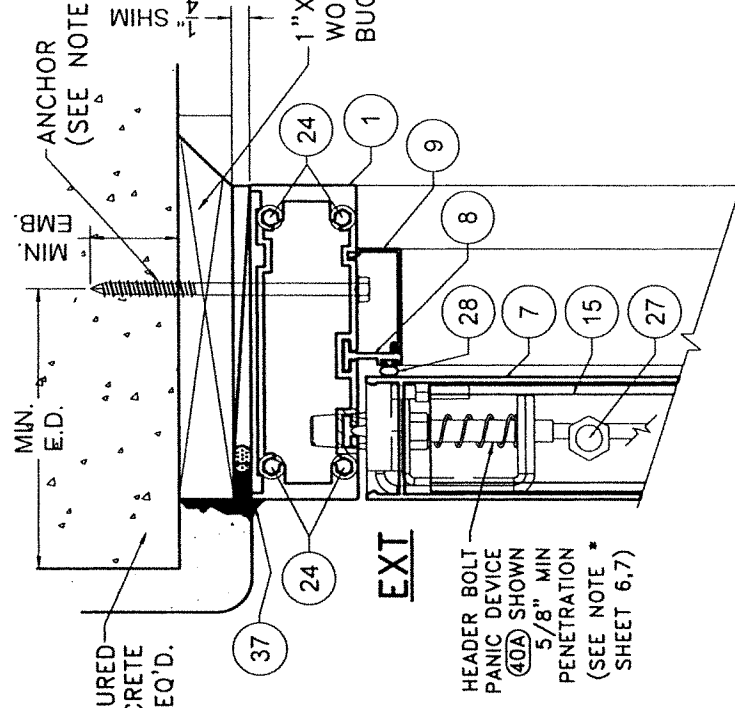
SHEET 24 OF 58

ANCHOR
(SEE NOTE* 7,8/1)



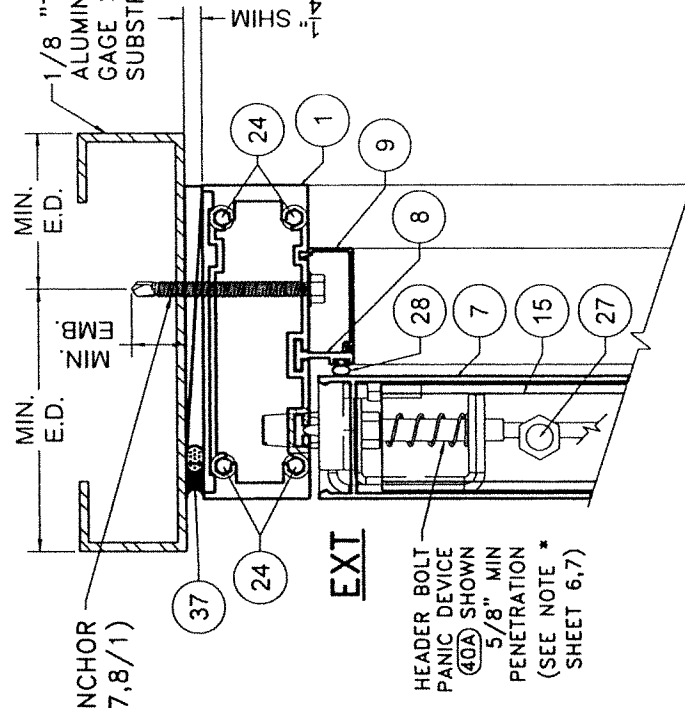
EXT
HEADER BOLT
PANIC DEVICE
(40A) SHOWN
5/8" MIN
PENETRATION
(SEE NOTE *
SHEET 6,7)

ANCHOR
(SEE NOTE* 7,8/1)



POURED CONCRETE
SUBSTRATE

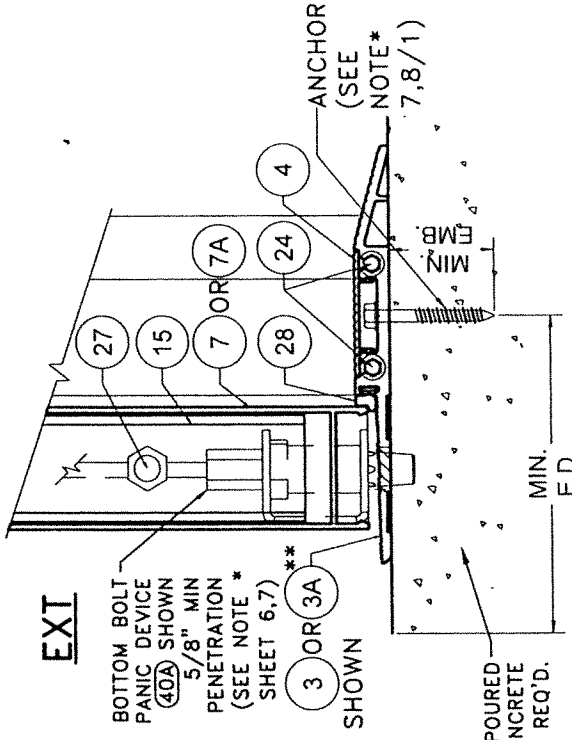
1/8" THK.
ALUMINUM OR 16
GAGE STEEL
SUBSTRATE



ALUMINUM / STEEL MEMBER
SUBSTRATE

EXT

BOTTOM BOLT
PANIC DEVICE
(40A) SHOWN
5/8" MIN
PENETRATION
(SEE NOTE *
SHEET 6,7)



POURED CONCRETE
SUBSTRATE


**SEE SCHEDULE 1&2
ON SHEETS 32, 33 FOR
LIMITATIONS

ANCHOR
(SEE
NOTE*
7,8/1)

WOOD SUBSTRATE

SECTION G1-G1 (OPTIONAL SYSTEM # 1)

SCALE 3/8" = 1"



P.E. SEAL/SIGNATURE/DATE

©2023 TILTECO, INC.

TILTECO INC.

TILLIT TESTING & ENGINEERING COMPANY
6355 N.W. 36th St., Ste. 305, VIRGINIA GARDENS, FL 33186
Phone : (305)871-1530, Fax : (305)871-1531
CA-0006719
WALTER A. TILLIT JR., P.E.
FLORIDA Lic. # 44167

FLORIDA BUILDING CODE (HIGH & NON HIGH VELOCITY HURRICANE ZONE)

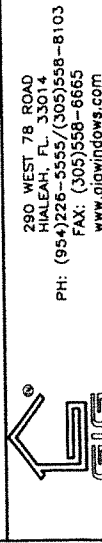
SERIES JAZZ 70000 COMMERCIAL
OUTSWING ENTRANCE DOOR

W.H
DRAWN BY:

09/19/2023
DATE:

23-219
DRAWING No.

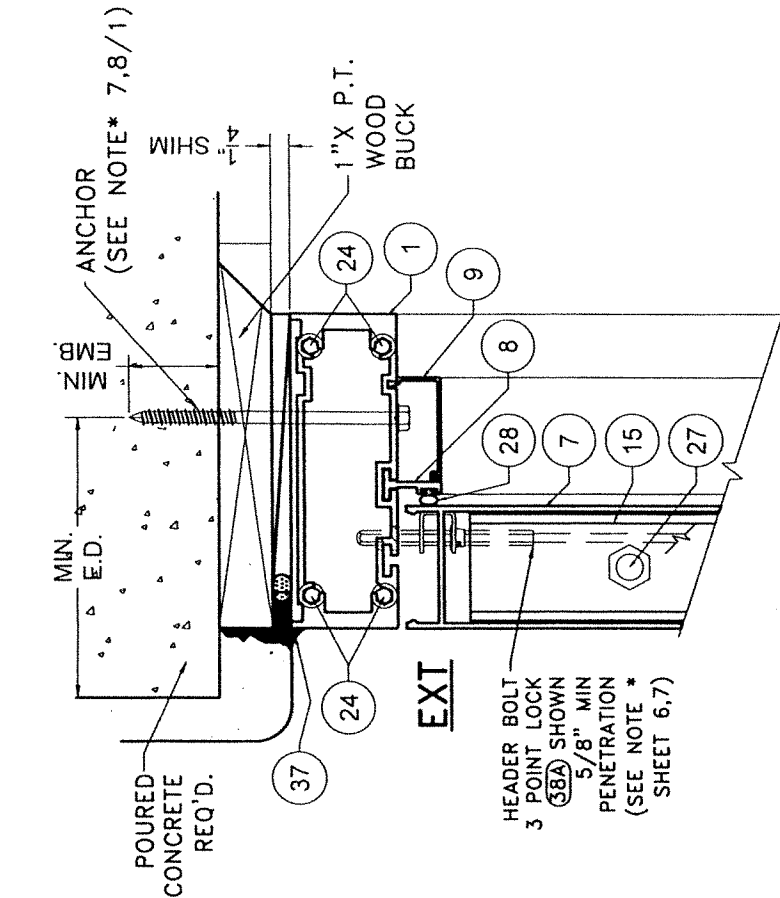
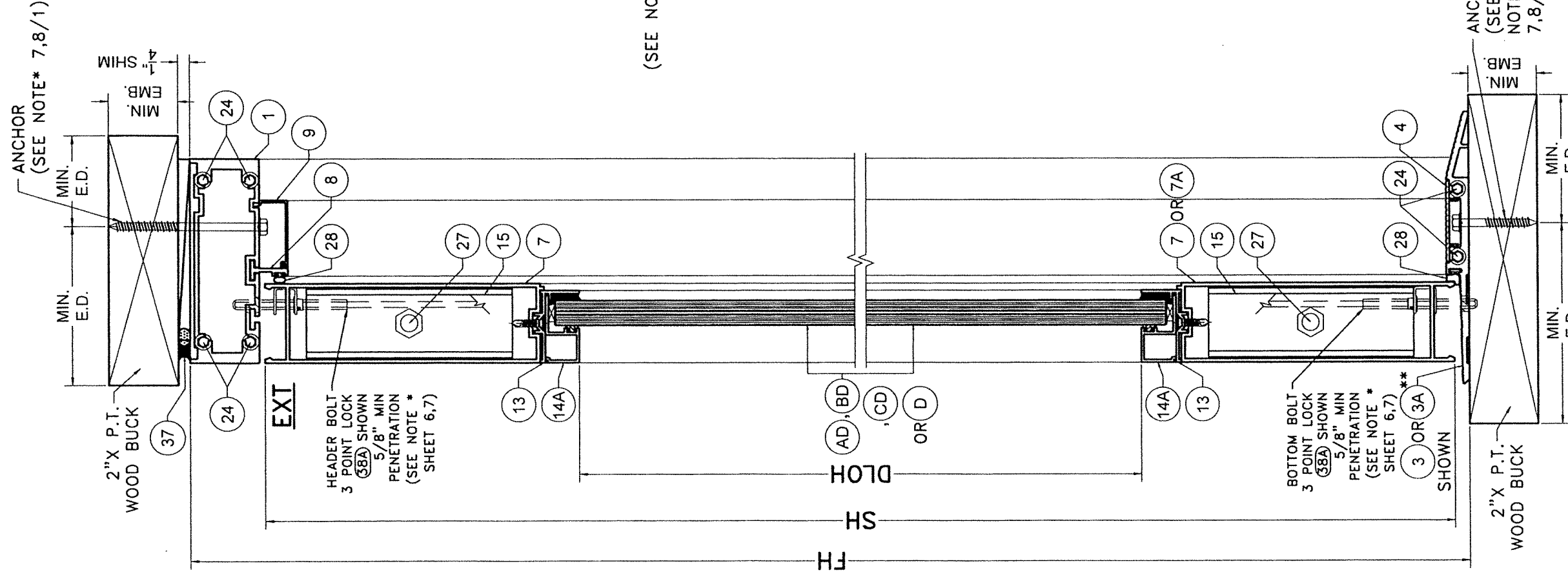
SHEET 24A OF 58



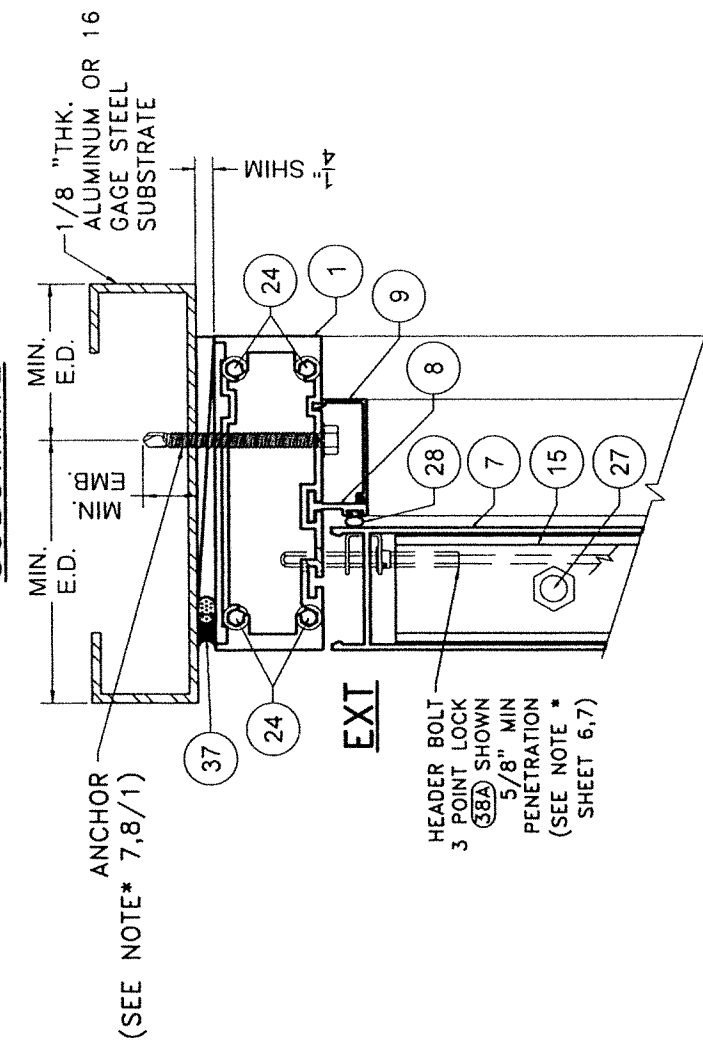
WINDOWS & DOORS

REV. NO	DESCRIPTION	DATE	REV. NO	DESCRIPTION	DATE
1	OLD 21-135	10/7/21	3		
2			4		

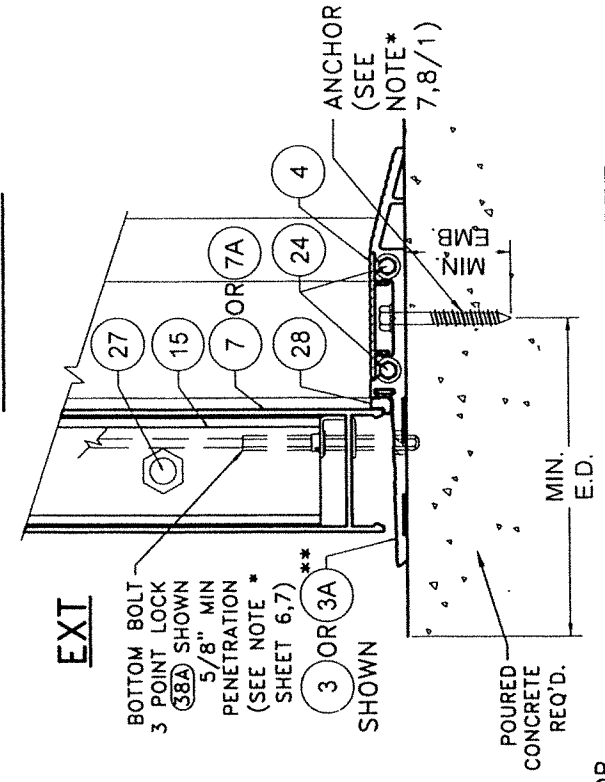
280 WEST 78 ROAD
HALEAH, FL 33014
PH: (954)226-5555/(305)558-8103
FAX: (305)558-6665
www.gigwindows.com



POURED CONCRETE SUBSTRATE



ALUMINUM / STEEL MEMBER SUBSTRATE



POURED CONCRETE SUBSTRATE


****SEE SCHEDULE 1&2 ON SHEETS 32, 33 FOR LIMITATIONS**

WOOD SUBSTRATE

SECTION E-E

(OPTIONAL SYSTEM # 1)

SCALE 3/8"=1"



P.E. SEAL/SIGNATURE/DATE

FLORIDA BUILDING CODE (HIGH & NON HIGH VELOCITY HURRICANE ZONE)

©2023 TILTECO, INC.

TILTECO INC.
 TILLIT TESTING & ENGINEERING COMPANY
 6355 N.W. 38th St., Ste. 305, VIRGINIA GARDENS, FL 33166
 Phone : (305)871-1530 . Fax : (305)871-1531
 CA-0006719
 WALTER A. TILLIT JR. P.E.
 FLORIDA Lic. # 44167

SERIES JAZZ 70000 COMMERCIAL OUTSWING ENTRANCE DOOR

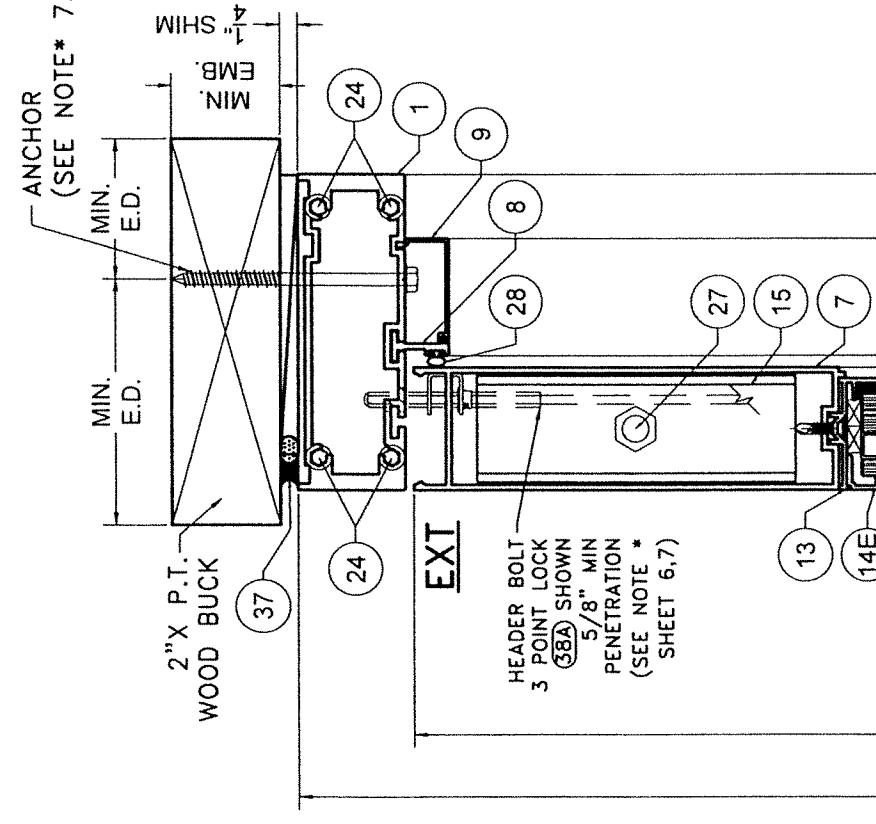
200 WEST 78 ROAD
 HIALEAH, FL 33014
 PH: (954)226-5555/(305)558-8103
 FAX: (305)558-6665
 www.gigwindows.com

REV. NO	DESCRIPTION	DATE
1	OLD 21-135	10/7/21
2		
3		
4		

WINDOWS & DOORS

W.H. DRAWN BY: 09/19/2023 DATE:
 23-219 DRAWING No.
 SHEET 25 OF 58

ANCHOR
(SEE NOTE* 7,8/1)



HEADER BOLT
3 POINT LOCK
(38A) SHOWN
5/8" MIN
PENETRATION
(SEE NOTE *
SHEET 6,7)

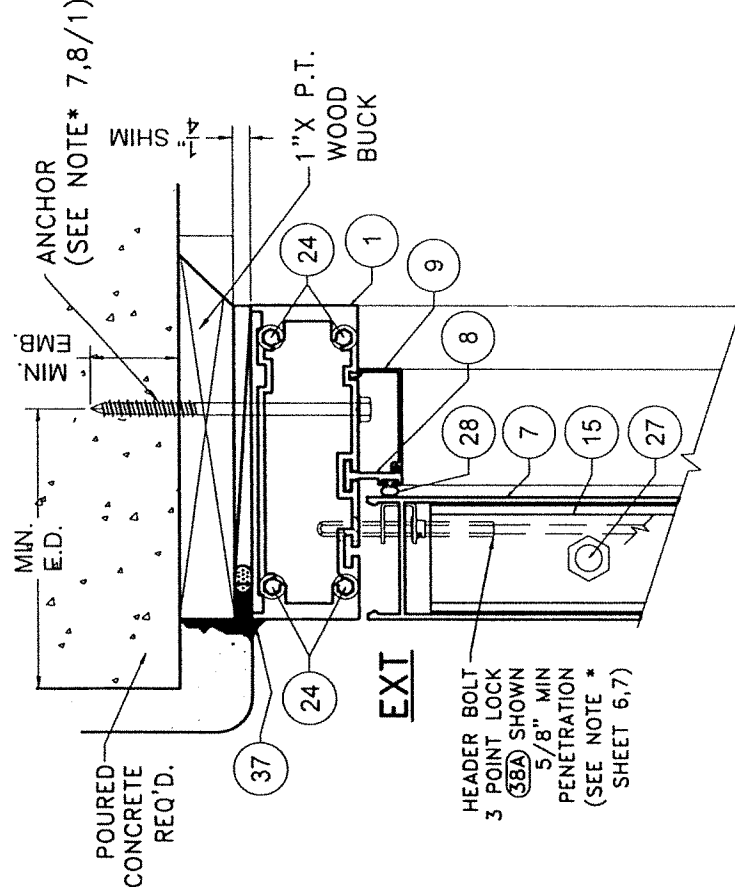
BOTTOM BOLT
3 POINT LOCK
(38A) SHOWN
5/8" MIN
PENETRATION
(SEE NOTE *
SHEET 6,7)
3 OR 3A
SHOWN

2" X P.T.
WOOD BUCK

MIN. E.D.
WOOD SUBSTRATE

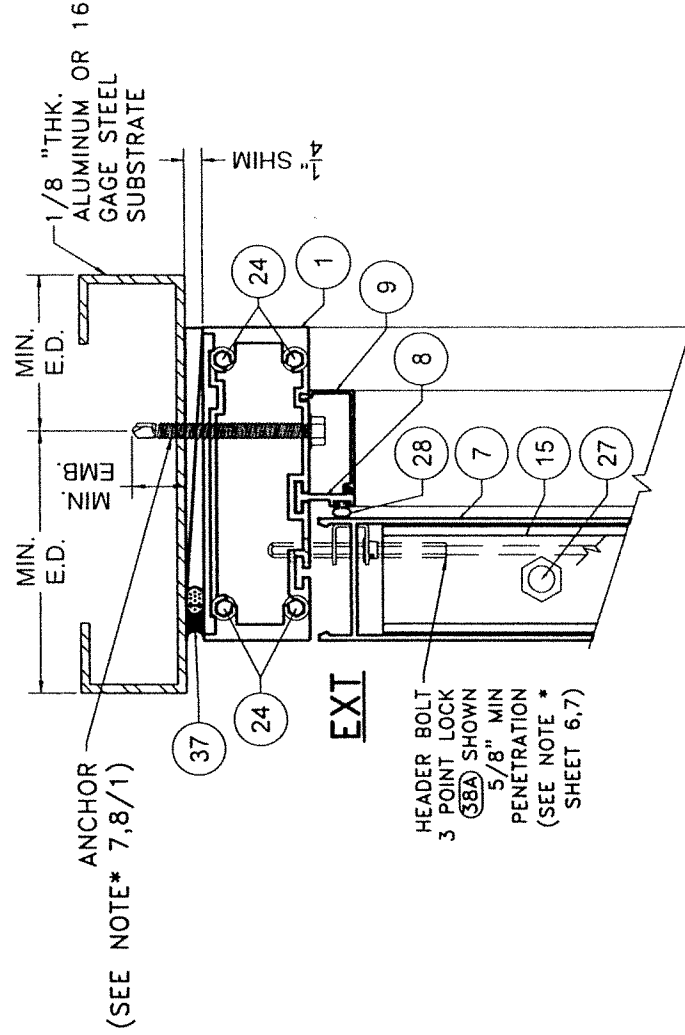
SECTION E1-E1 (OPTIONAL SYSTEM # 1)

SCALE 3/8"=1"



HEADER BOLT
3 POINT LOCK
(38A) SHOWN
5/8" MIN
PENETRATION
(SEE NOTE *
SHEET 6,7)

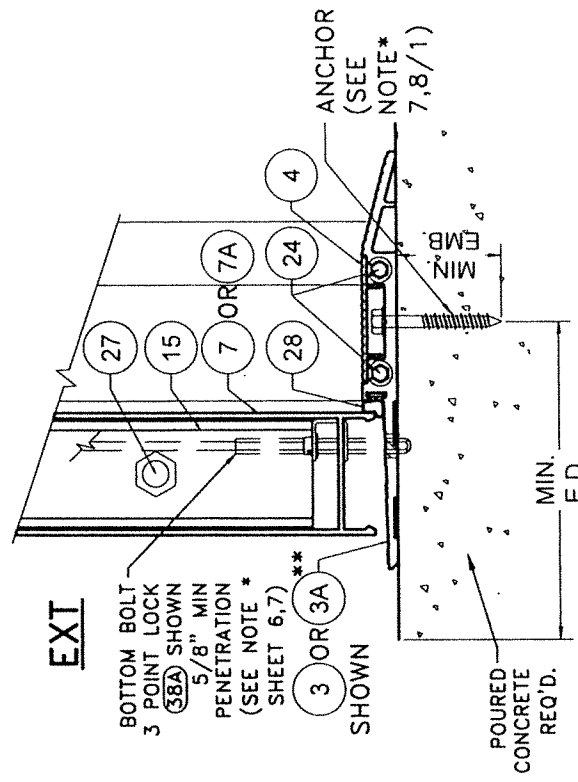
POURED CONCRETE SUBSTRATE



ANCHOR
(SEE NOTE* 7,8/1)

HEADER BOLT
3 POINT LOCK
(38A) SHOWN
5/8" MIN
PENETRATION
(SEE NOTE *
SHEET 6,7)


ALUMINUM / STEEL MEMBER SUBSTRATE



BOTTOM BOLT
3 POINT LOCK
(38A) SHOWN
5/8" MIN
PENETRATION
(SEE NOTE *
SHEET 6,7)
3 OR 3A
SHOWN

POURED CONCRETE SUBSTRATE

**SEE SCHEDULE 1&2
ON SHEETS 32, 33 FOR
LIMITATIONS



P.E. SEAL/SIGNATURE/DATE

©2023 TILTECO, INC.

TILTECO INC.
TILLIT TESTING & ENGINEERING COMPANY
6355 N.W. 38th St., Ste. 305, Virginia Gardens, FL 33166
Phone: (305)871-1530, Fax: (305)871-1531
CA-0006719
WALTER A. TILLIT JR. P.E.
FLORIDA Lic. # 44167

FLORIDA BUILDING CODE (HIGH & NON HIGH VELOCITY HURRICANE ZONE)

**SERIES JAZZ 70000 COMMERCIAL
OUTSWING ENTRANCE DOOR**

W.H

DRAWN BY:

09/19/2023

DATE:

23-219

DRAWING No.

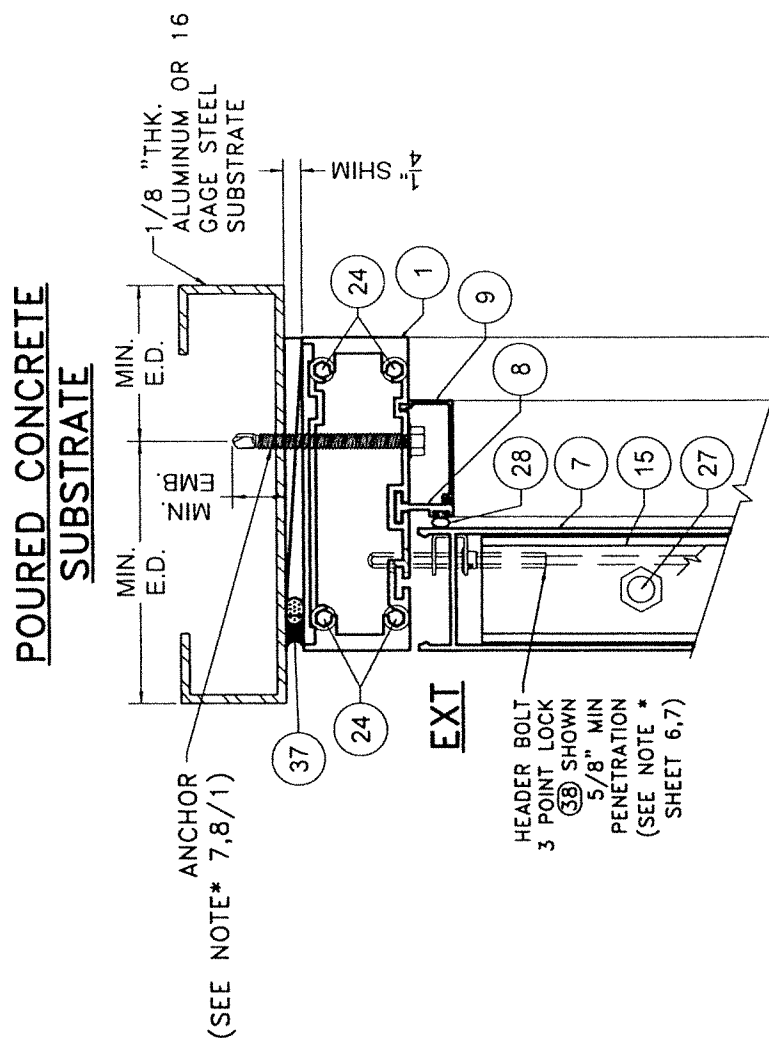
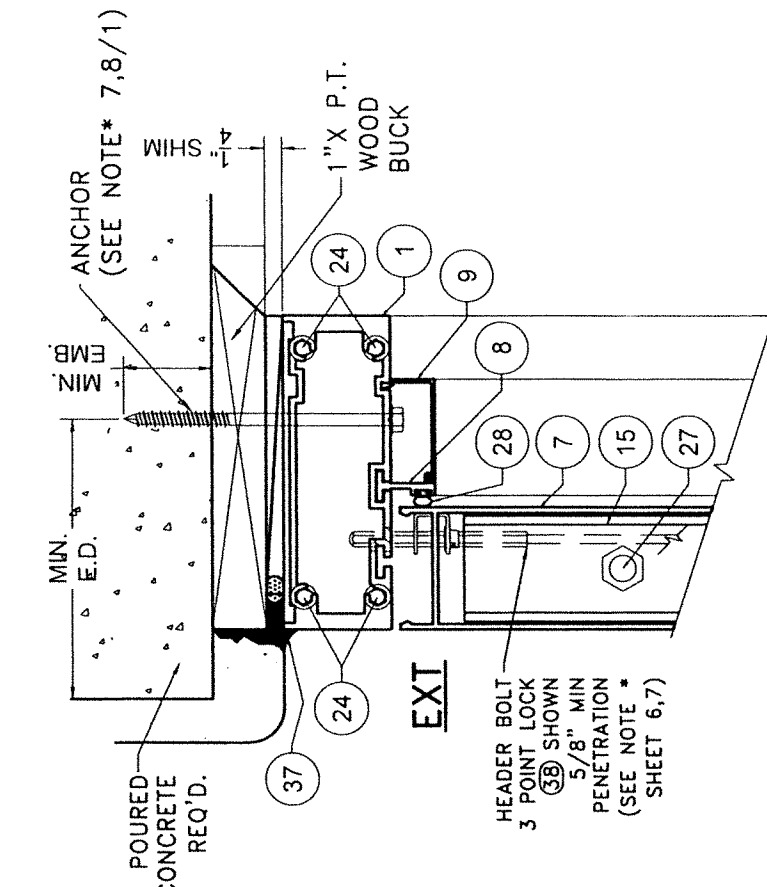
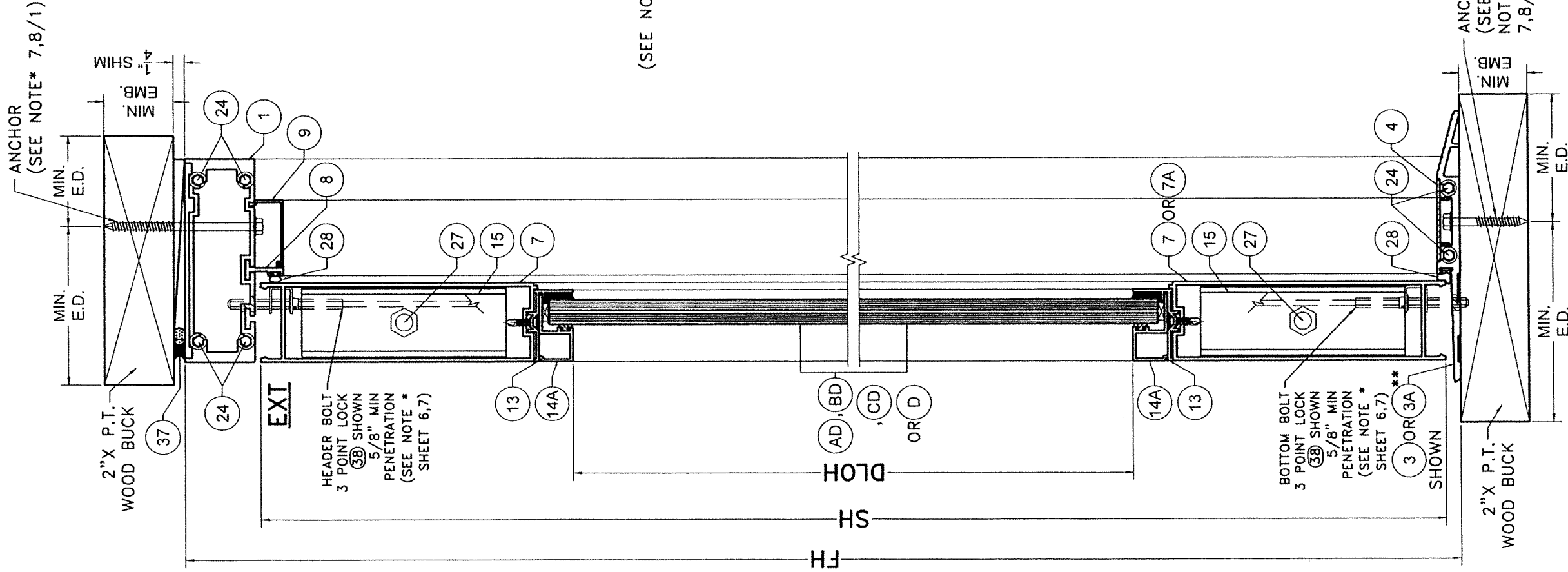
SHEET 25A OF 58

290 WEST 78 ROAD
HIALEAH, FL 33014
PH: (954)226-5555/(305)558-8103
FAX: (305)558-6665
www.gigwindows.com

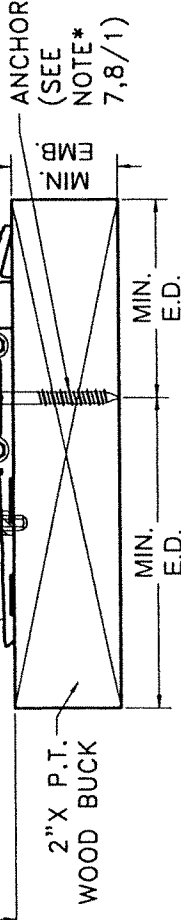
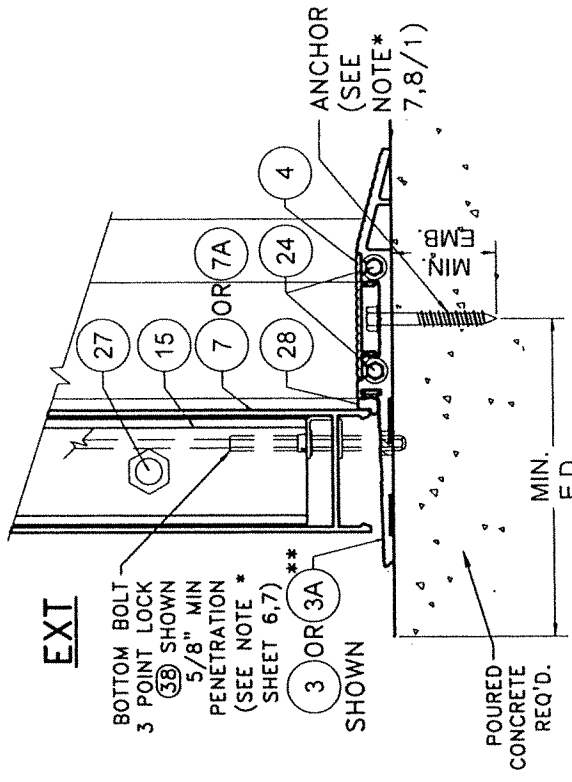
REV. NO. DATE DESCRIPTION

1 10/7/21 3

2 10/7/21 4



ALUMINUM / STEEL MEMBER SUBSTRATE



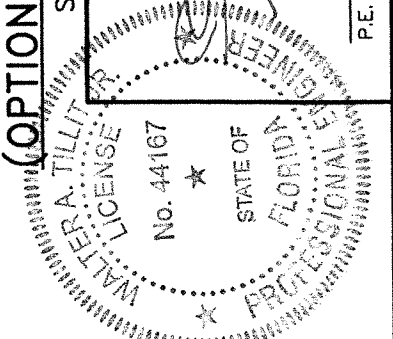
WOOD SUBSTRATE

SECTION B-B

(OPTIONAL SYSTEM # 1)

SCALE 3/8"=1"

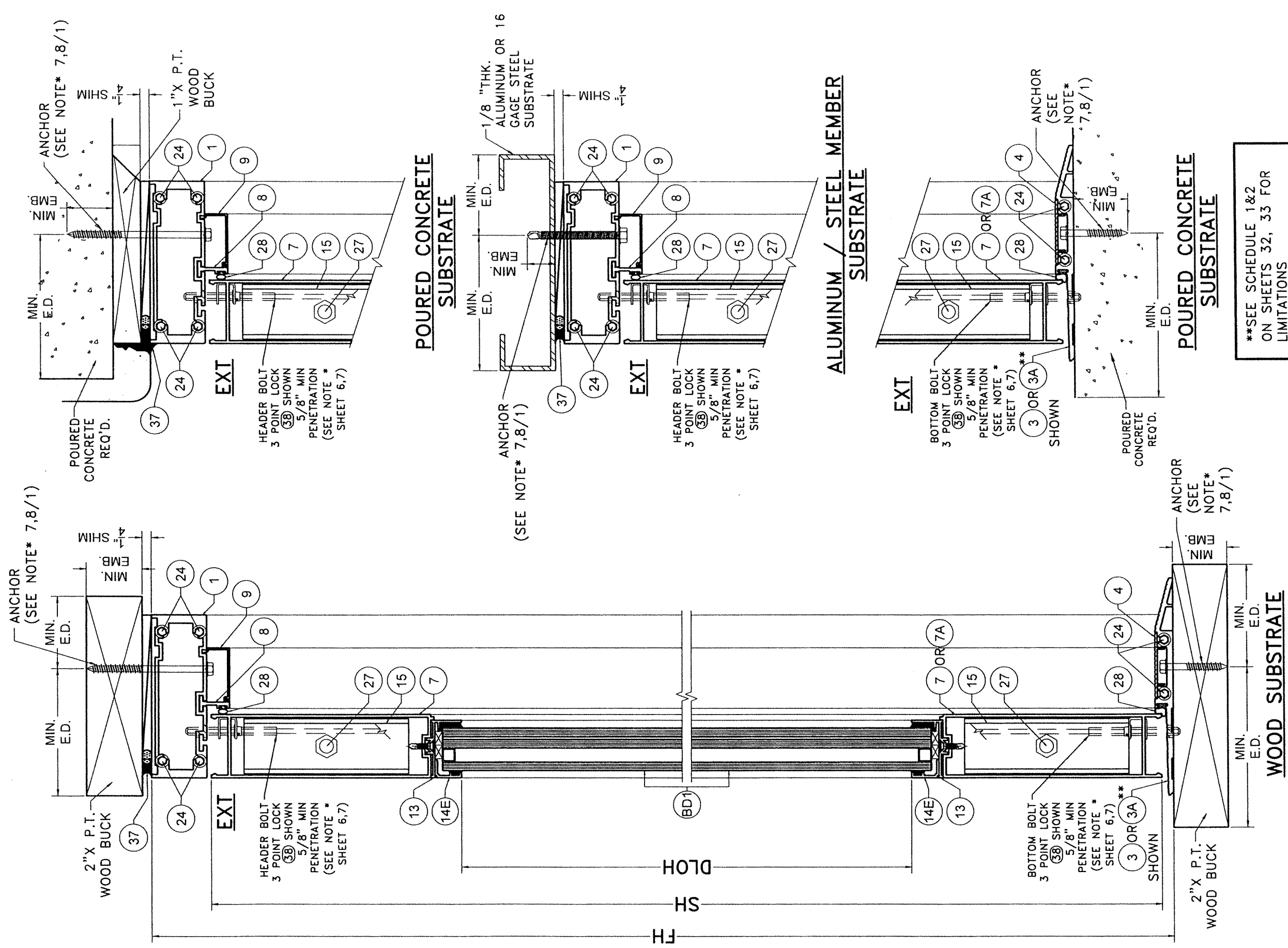
****SEE SCHEDULE 1&2 ON SHEETS 32, 33 FOR LIMITATIONS**



WALTER A. TILLITT JR.
 No. 44167
 STATE OF FLORIDA
 PROFESSIONAL ENGINEER
 P.E. SEAL/SIGNATURE/DATE

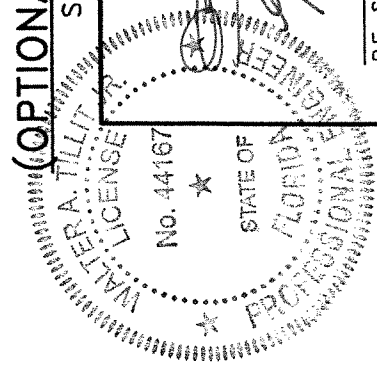
©2023 TILTECO, INC.
TILTECO INC.
 TILLIT TESTING & ENGINEERING COMPANY
 6355 N.W. 36th St., Ste. 305, VIRGINIA GARDENS, FL 33166
 Phone : (305)871-1530, Fax : (305)871-1531
 CA-0008719
 WALTER A. TILLITT JR., P.E.
 FLORIDA Lic. # 44167

FLORIDA BUILDING CODE (HIGH & NON HIGH VELOCITY HURRICANE ZONE)		W.H
SERIES JAZZ 70000 COMMERCIAL OUTSWING ENTRANCE DOOR		DRAWN BY:
TILECO WINDOWS & DOORS		09/19/2023
290 WEST 7th ROAD HIALEAH, FL 33014		DATE:
PH: (954)226-5555/(305)558-8103		23-219
FAX: (305)558-6665		DRAWING NO.
www.gigwindows.com		SHEET 26 OF 58
REV. NO	DESCRIPTION	DATE
1	OLD 21-135	10/7/21
2		



**SEE SCHEDULE 1&2 ON SHEETS 32, 33 FOR LIMITATIONS

SECTION B1-B1
 (OPTIONAL SYSTEM # 1)
 SCALE 3/8"=1"



FLORIDA BUILDING CODE (HIGH & NON HIGH VELOCITY HURRICANE ZONE)

TILECO INC.
 ©2023 TILECO, INC.

SERIES JAZZ 70000 COMMERCIAL OUTSWING ENTRANCE DOOR

WALTER A. TILLIT JR. P.E.
 FLORIDA Lic. # 44167

290 WEST 78 ROAD
 HIALEAH, FL 33014
 PH: (954)226-5555/(305)558-8103
 FAX: (305)558-6665
 www.gigwindows.com

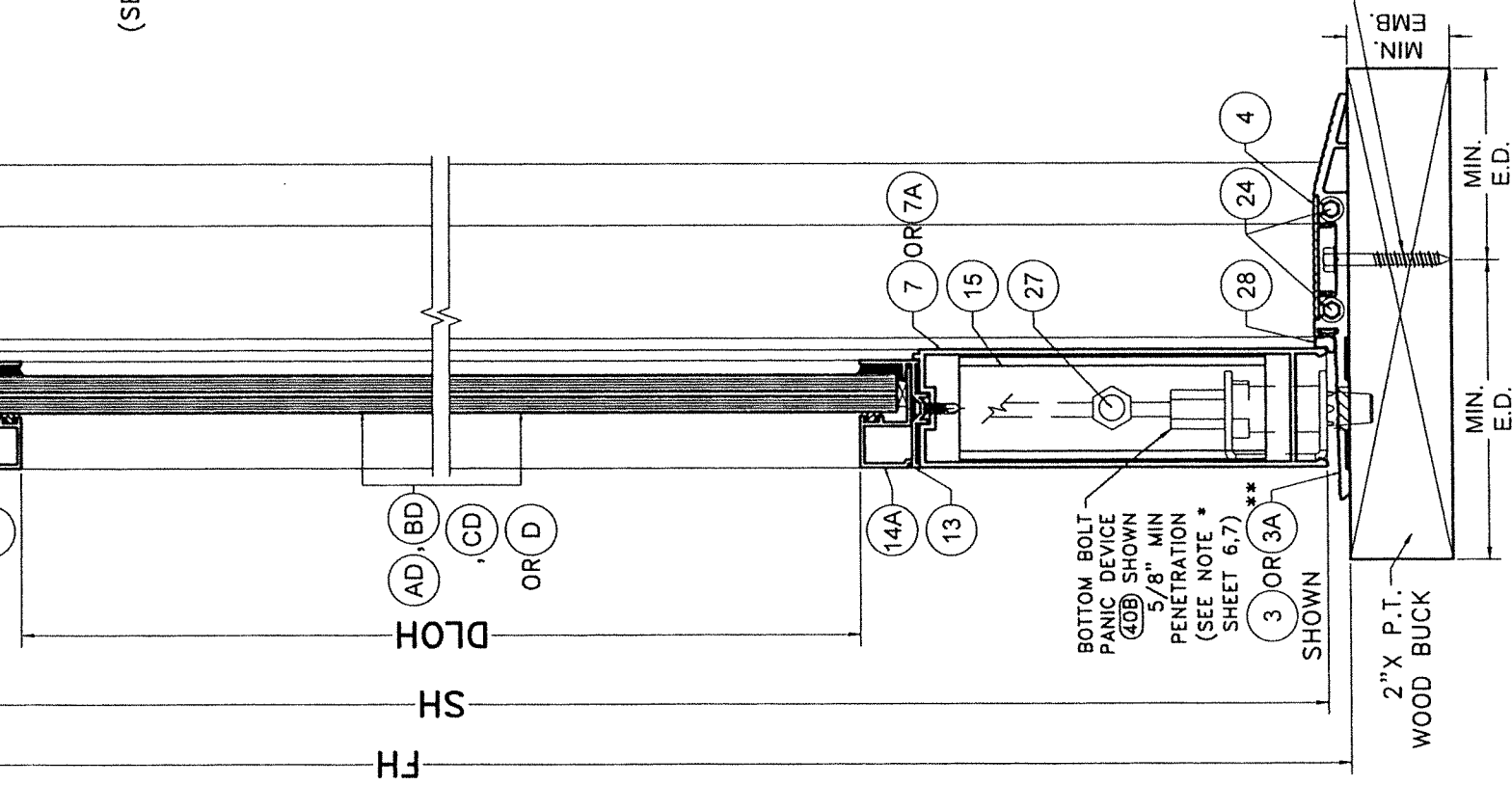
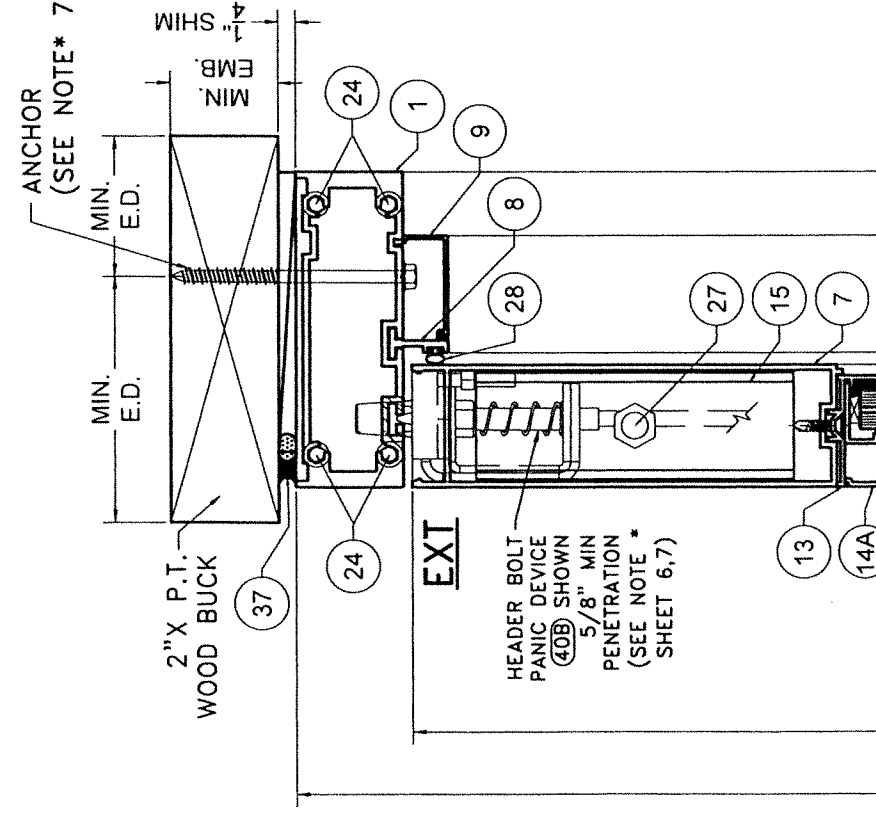
WINDOWS & DOORS

REV. NO	DESCRIPTION	DATE	REV. NO	DESCRIPTION	DATE
1	OLD 21-135	10/7/21	3		
2			4		

W.H. DRAWN BY: 09/19/2023 DATE: 23-219 DRAWING NO. SHEET 26A OF 58

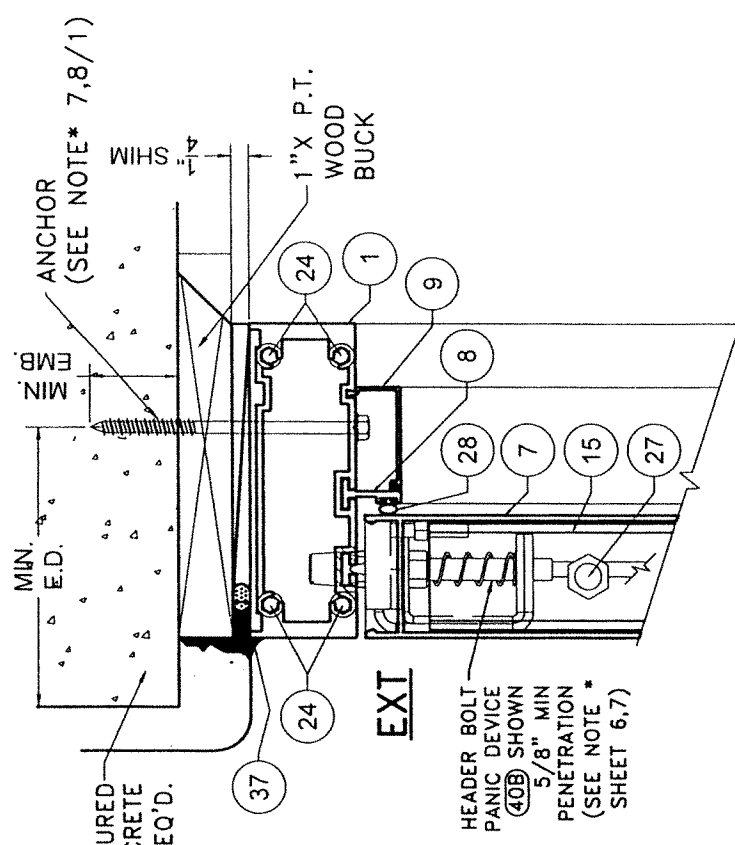
P.E. SEAL/SIGNATURE/DATE

ANCHOR
(SEE NOTE* 7,8/1)

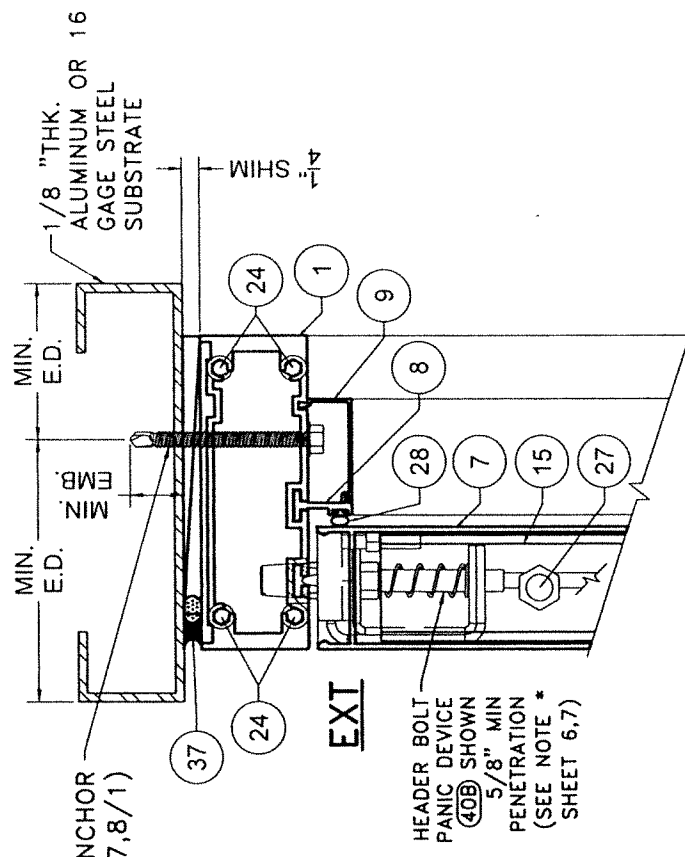


WOOD SUBSTRATE

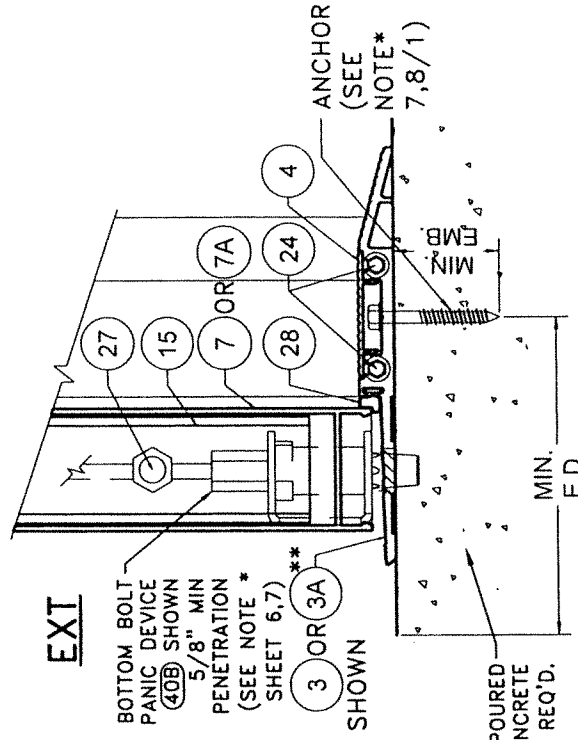
SECTION V-V
(OPTIONAL SYSTEM # 1)
SCALE 3/8"=1"



POURED CONCRETE SUBSTRATE

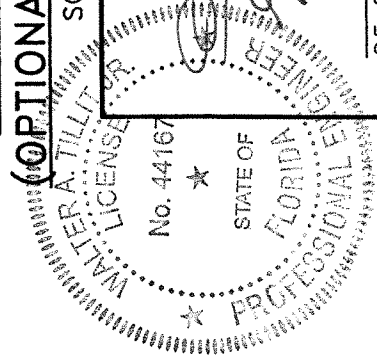


ALUMINUM / STEEL MEMBER SUBSTRATE



POURED CONCRETE SUBSTRATE

**SEE SCHEDULE 1&2 ON SHEETS 32, 33 FOR LIMITATIONS



P.E. SEAL/SIGNATURE/DATE

FLORIDA BUILDING CODE (HIGH & NON HIGH VELOCITY HURRICANE ZONE)

©2023 TILTECO, INC.

TILTECO INC.

TILLIT TESTING & ENGINEERING COMPANY
6355 N.W. 36th St., Ste. 305, VIRGINIA GARDENS, FL 33166
Phone : (305)971-1530, Fax : (305)971-1531
CA-0006719
WALTER A. TILLIT Jr. P.E.
FLORIDA Lic. # 44167

WINDOWS & DOORS

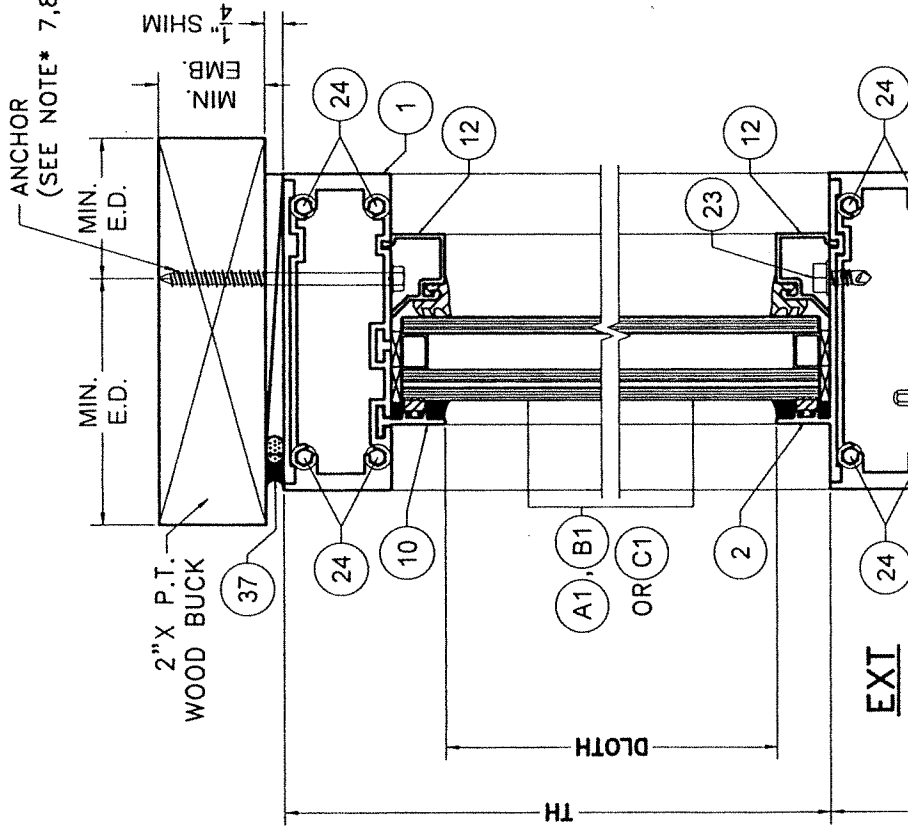
290 WEST 78 ROAD
HALEAH, FL 33014
PH: (954)226-5555/(305)558-8103
FAX: (305)558-6665
www.gjwindows.com

REV. NO.	DESCRIPTION	DATE	REV. NO.	DESCRIPTION	DATE
1	OLD 21-135	10/7/21	3		
2			4		

SERIES JAZZ 70000 COMMERCIAL OUTSWING ENTRANCE DOOR

W.H. DRAWN BY: 09/19/2023
DATE: 23-219
DRAWING No. SHEET 27 OF 58

ANCHOR (SEE NOTE* 7,8/1)



EXT

HEADER BOLT
2 POINT LOCK
39 SHOWN 5/8"
MIN PENETRATION
(SEE NOTE *
SHEET 8,9)

FH

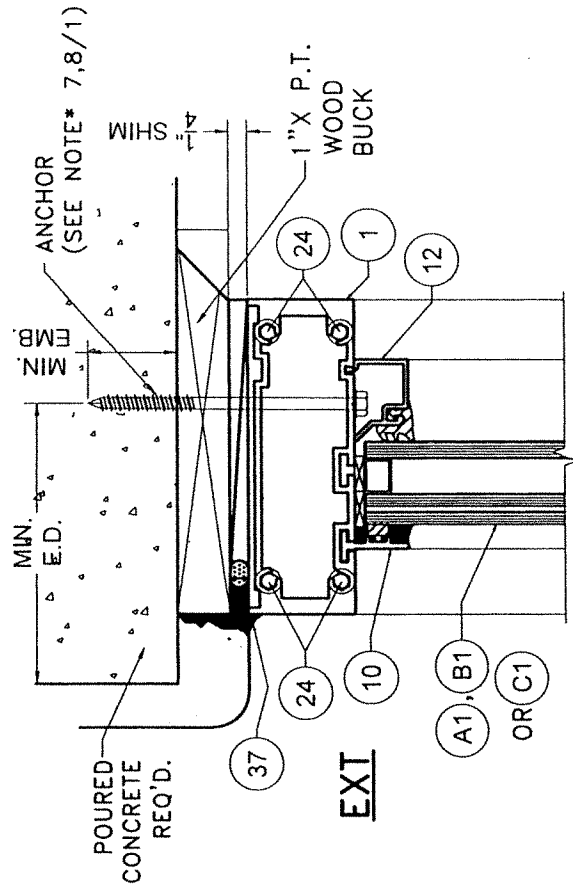
SH

DLOH

AD, BD
OR CD

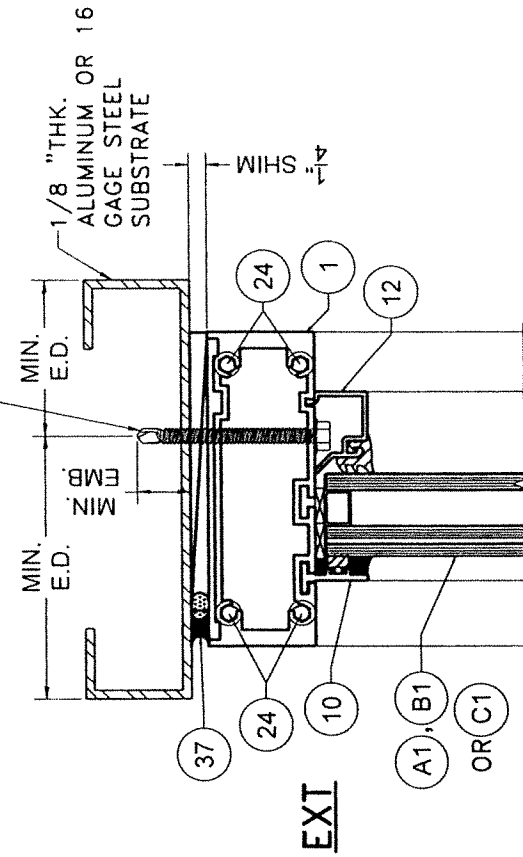
EXT

**POURED CONCRETE
SUBSTRATE**



EXT

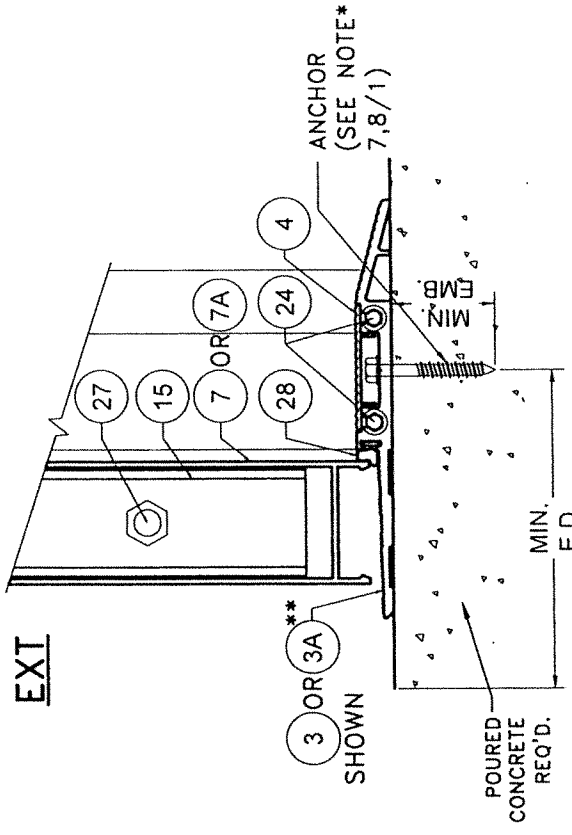
ANCHOR (SEE NOTE* 7,8/1)



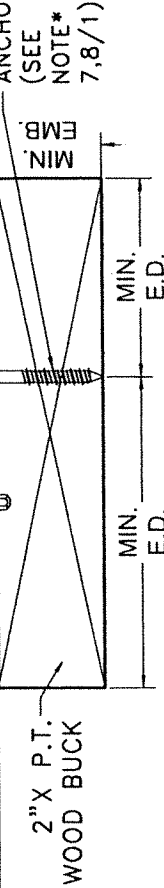
EXT

**ALUMINUM / STEEL MEMBER
SUBSTRATE**

EXT



ANCHOR (SEE NOTE* 7,8/1)



WOOD SUBSTRATE

SECTION D1-D1

OPTIONAL SYSTEM # 1

SCALE 3/8"=1"

**SEE SCHEDULE 1&2
ON SHEETS 32, 33 FOR
LIMITATIONS

FLORIDA BUILDING CODE (HIGH & NON HIGH VELOCITY HURRICANE ZONE)

©2023 TILTECO, INC.

TILTECO INC.

TILLIT TESTING & ENGINEERING COMPANY
6355 N.W. 36th St., Ste. 305, VIRGINIA GARDENS, FL 33186
Phone: (305)971-1530 Fax: (305)971-1531
CA-0006719
WALTER A. TILLIT JR. P.E.
FLORIDA Lic. # 44167

FLORIDA LICENSE
No. 44167
STATE OF
FLORIDA
PROFESSIONAL ENGINEER
WALTER A. TILLIT JR.

FLORIDA BUILDING CODE (HIGH & NON HIGH VELOCITY HURRICANE ZONE)

**SERIES JAZZ 70000 COMMERCIAL
OUTSWING ENTRANCE DOOR**

280 WEST 78 ROAD
MIALENA, FL 33014
PH: (954)226-5555 / (305)558-8103
FAX: (305)558-8865
www.gjwindows.com

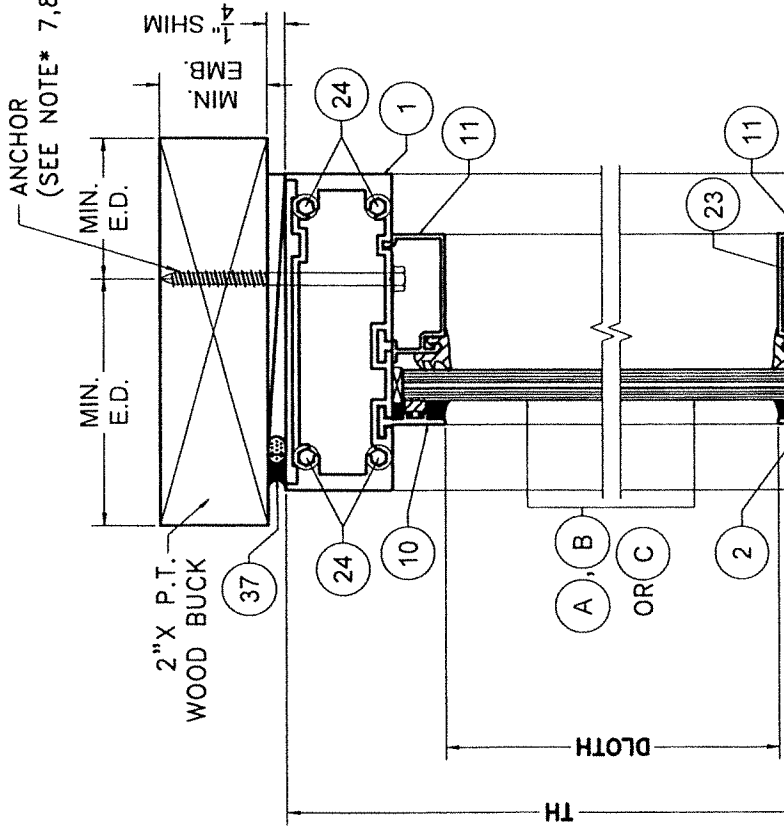
WINDOWS & DOORS

REV. NO	DESCRIPTION	DATE	REV. NO	DESCRIPTION	DATE
1	OLD 21-135	10/7/21	3		
2			4		

W.H
DRAWN BY:
09/19/2023
DATE:
23-219
DRAWING NO.
SHEET 28A OF 58

P.E. SEAL/SIGNATURE/DATE

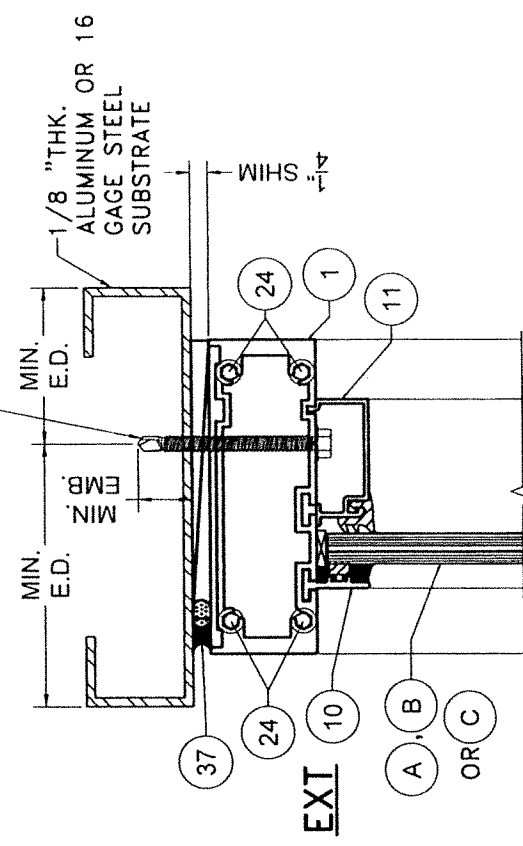
ANCHOR
(SEE NOTE* 7,8/1)



**POURED CONCRETE
SUBSTRATE**

EXT

ANCHOR
(SEE NOTE* 7,8/1)



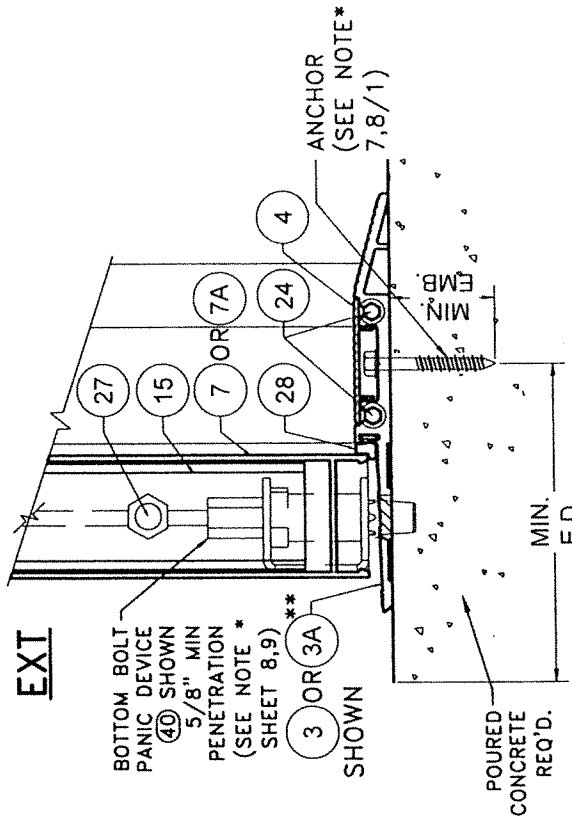
**ALUMINUM / STEEL MEMBER
SUBSTRATE**

EXT

BOTTOM BOLT
PANIC DEVICE
(40) SHOWN
5/8" MIN
PENETRATION
(SEE NOTE *
SHEET 8,9)

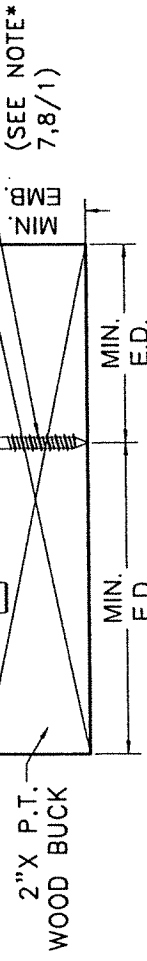
BOTTOM BOLT
PANIC DEVICE
(40) SHOWN
5/8" MIN
PENETRATION
(SEE NOTE *
SHEET 8,9)

3 OR (3A)
SHOWN



**POURED CONCRETE
SUBSTRATE**

ANCHOR
(SEE NOTE*
7,8/1)

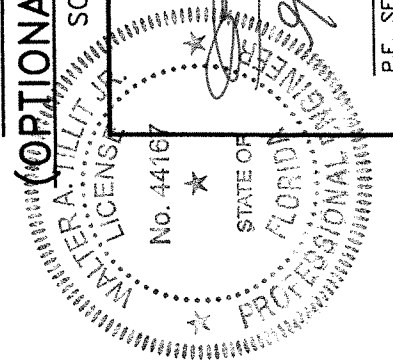


WOOD SUBSTRATE

**SEE SCHEDULE 1&2
ON SHEETS 32, 33 FOR
LIMITATIONS

**SECTION F--F
(OPTIONAL SYSTEM # 1)**

SCALE 3/8"=1"



P.E. SEAL/SIGNATURE/DATE

©2023 TILTECO, INC.

TILTECO INC.
TILLIT TESTING & ENGINEERING COMPANY
6355 N.W. 36th St., Ste. 305, Virginia Gardens, FL 33166
Phone : (305)871-1530 . Fax : (305)871-1531
CA-0006719
WALTER A. TILLIT Jr., P.E.
FLORIDA Lic. # 44167

FLORIDA BUILDING CODE (HIGH & NON HIGH VELOCITY HURRICANE ZONE)

**SERIES JAZZ 70000 COMMERCIAL
OUTSWING ENTRANCE DOOR**

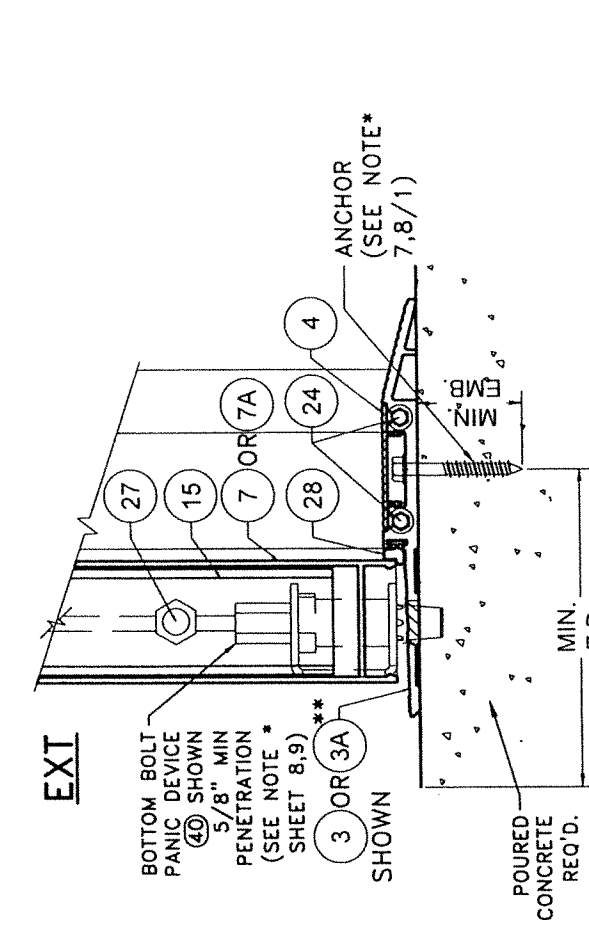
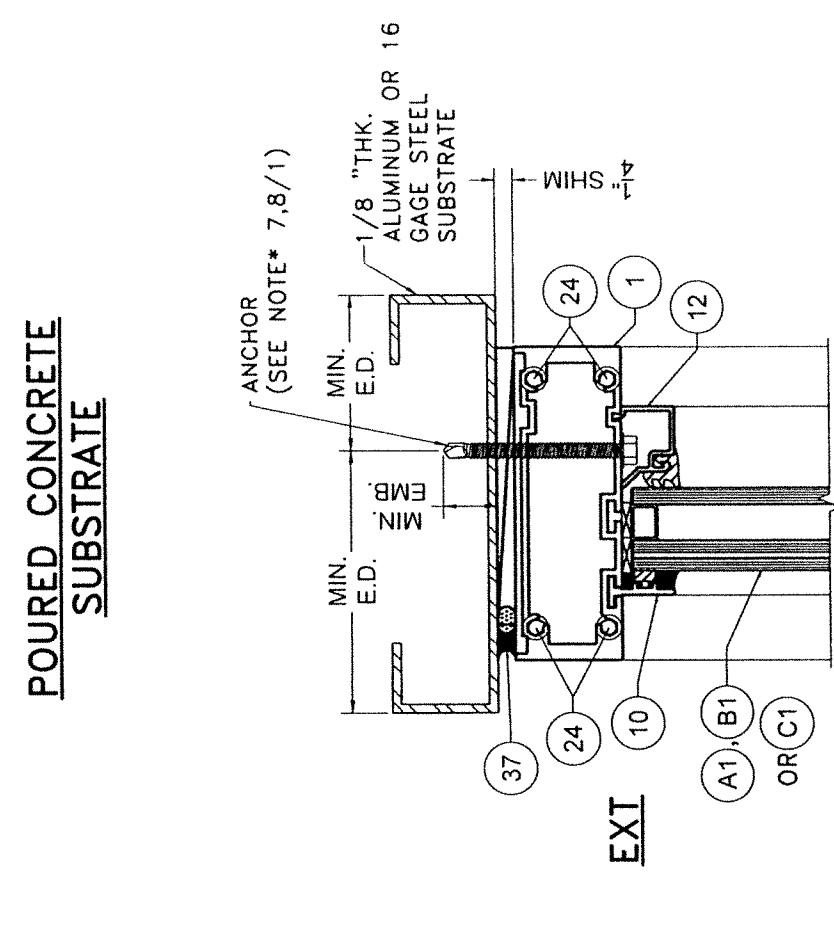
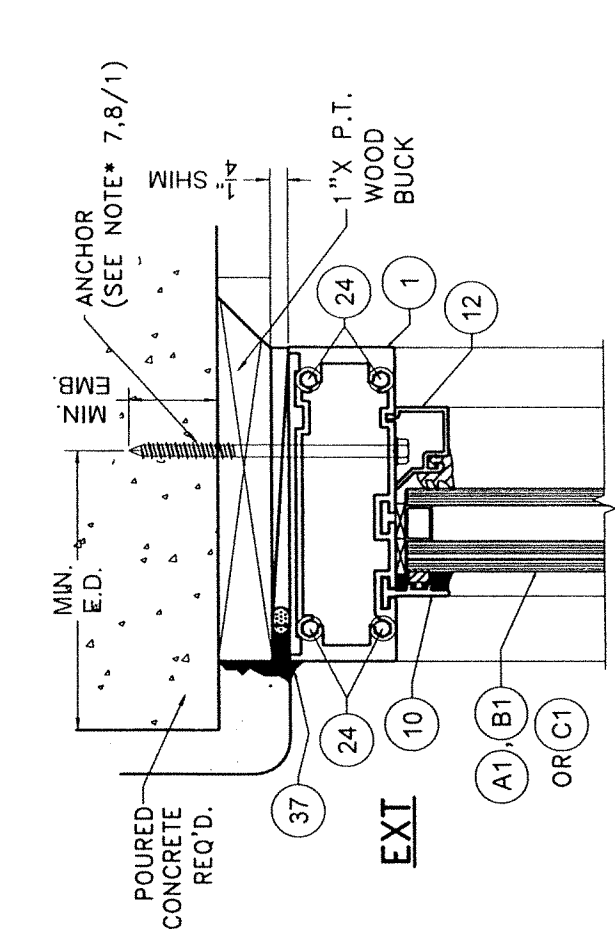
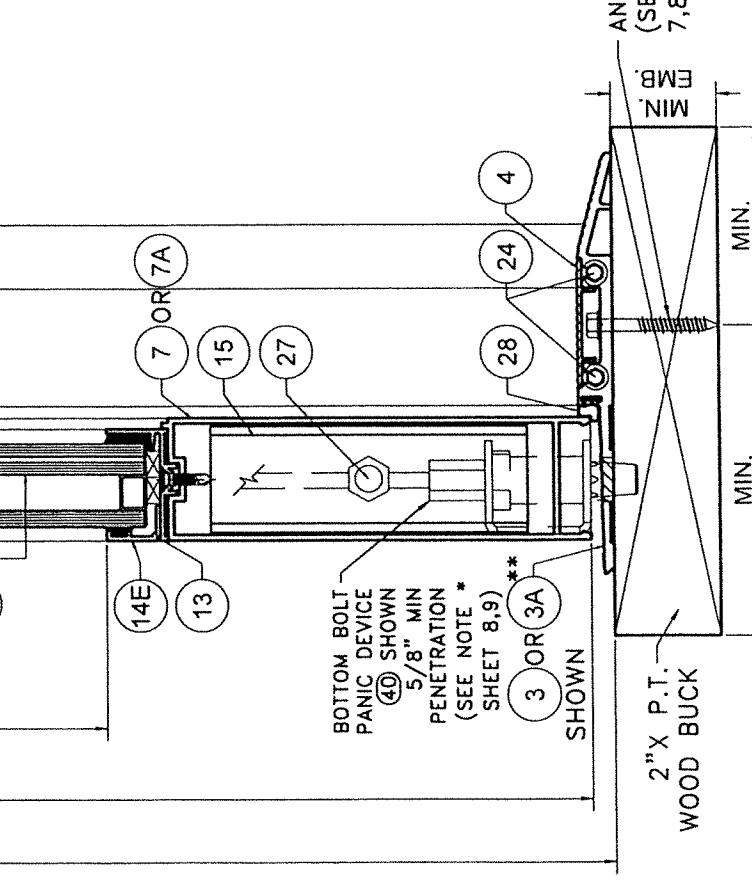
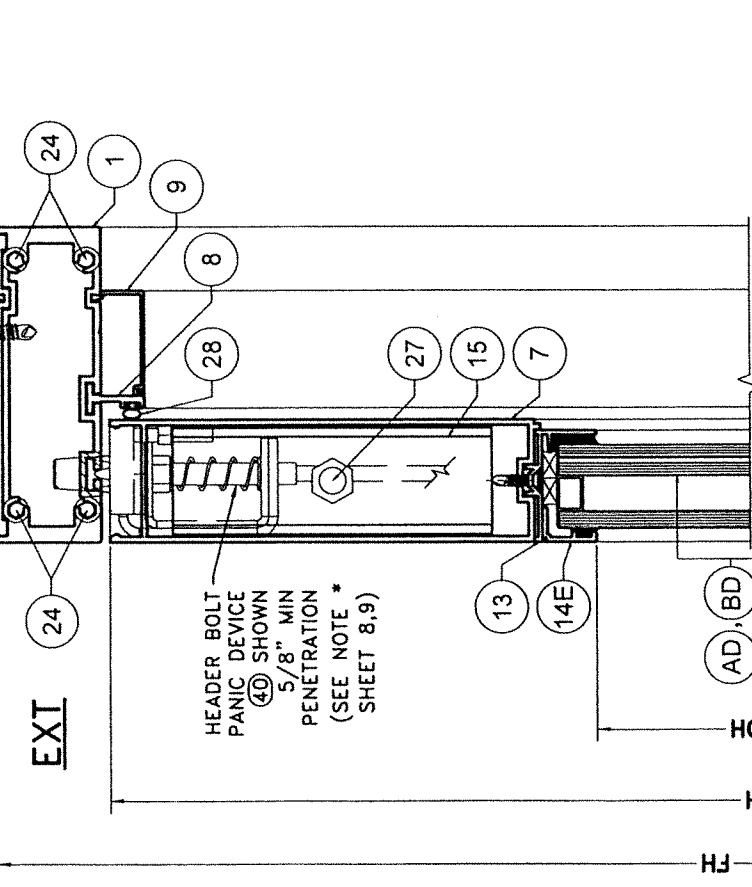
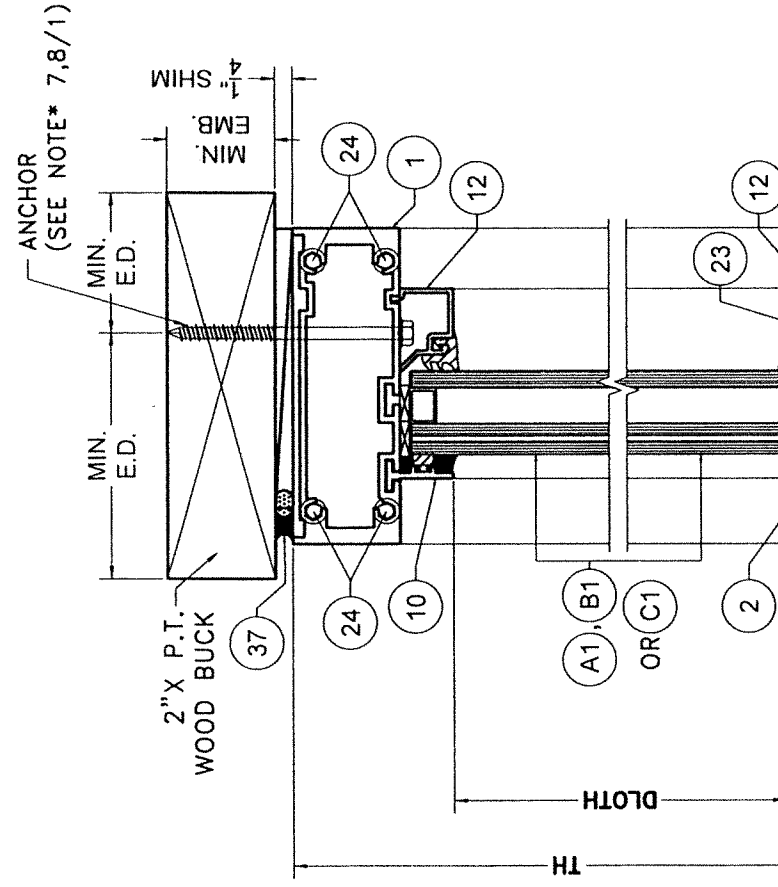
200 WEST 78 ROAD
HALEAH, FL 33014
PH: (954)226-5555/(305)558-8103
FAX: (305)558-6665
www.gigwindows.com

REV. NO	DESCRIPTION	DATE	REV. NO	DESCRIPTION	DATE
1	OLD 21-135	10/7/21	3		
2			4		

W.H
DRAWN BY:
09/19/2023
DATE:

23-219
DRAWING No.

SHEET 29 OF 58



***SEE SCHEDULE 1&2
ON SHEETS 32, 33 FOR
LIMITATIONS

SECTION F1-F1
(OPTIONAL SYSTEM # 1)

SCALE 3/8"=1"

Professional Engineer Seal for Walter A. Tillitt, Jr., No. 44167, State of Florida. The seal includes the text 'WALTER A. TILLITT, JR.', 'No. 44167', 'STATE OF FLORIDA', and 'PROFESSIONAL ENGINEER'. A signature is written over the seal, dated 09/19/2023.

FLORIDA BUILDING CODE (HIGH & NON HIGH VELOCITY HURRICANE ZONE)

TILECO INC.
©2023 TILECO, INC.

TILLIT TESTING & ENGINEERING COMPANY
6355 N.W. 36th St., Ste. 305, VIRGINIA GARDENS, FL 33166
Phone: (305)871-1530, Fax: (305)871-1531
CA-0006719
WALTER A. TILLIT, JR., P.E.
FLORIDA Lic. # 44167

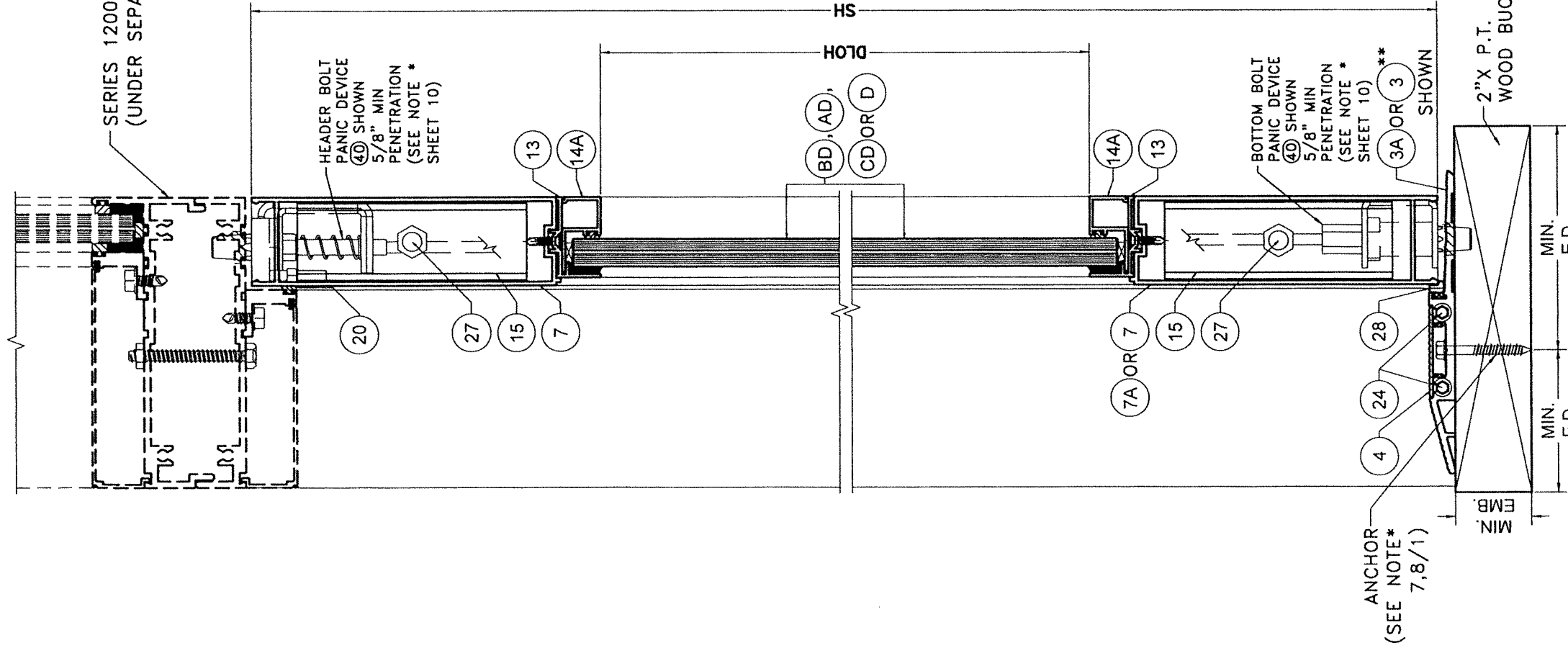
SERIES JAZZ 70000 COMMERCIAL OUTSWING ENTRANCE DOOR

FLORIDA Lic. # 44167

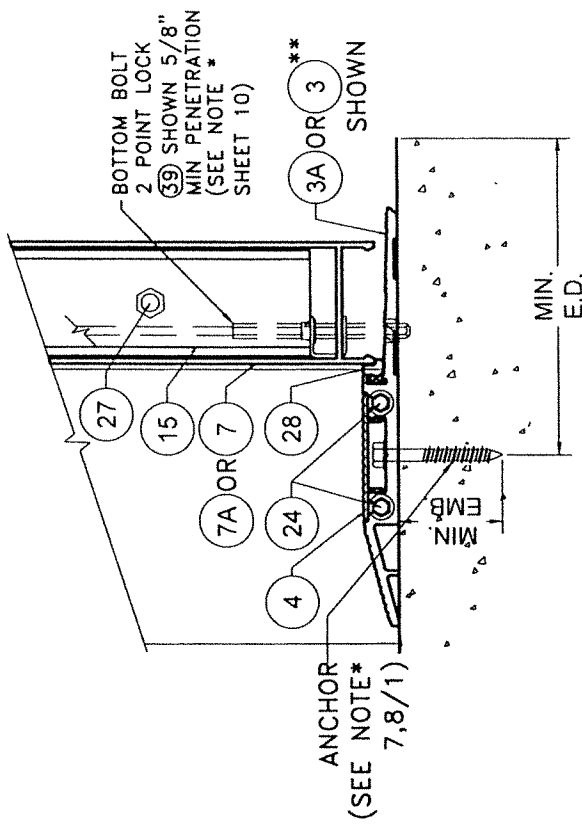
REV. NO.	DESCRIPTION	DATE	REV. NO.	DESCRIPTION	DATE
1	OLD 21-135	10/7/21	3		
2			4		

WINDOWS & DOORS
290 WEST 78 ROAD
HALEAH, FL 33014
PH: (954)226-5555/(305)558-8103
FAX: (305)558-6665
www.gigwindows.com

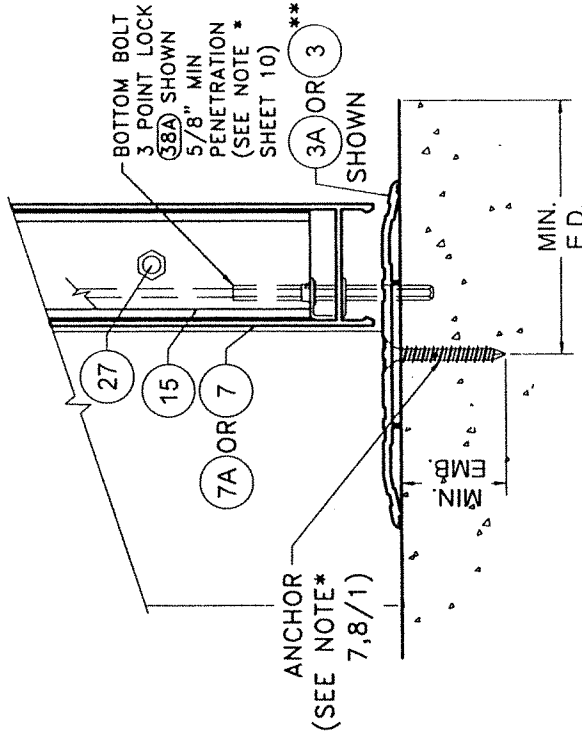
W.H. DRAWN BY: 09/19/2023
DATE: 23-219
DRAWING No. SHEET 29A OF 58



SERIES 12000 STOREFRONT
(UNDER SEPARATE APPROVAL)



POURED CONCRETE
SUBSTRATE

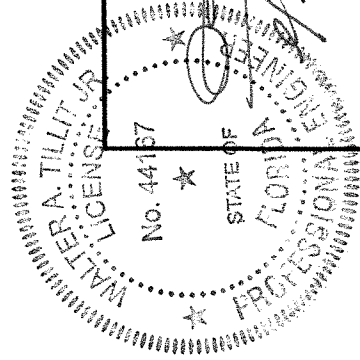


POURED CONCRETE
SUBSTRATE

**SEE SCHEDULE 1&2
ON SHEETS 32, 33 FOR
LIMITATIONS

WOOD SUBSTRATE

SECTION A-A
(OPTIONAL SYSTEM # 1)
SCALE 3/8"=1"



P.E. SEAL/SIGNATURE/DATE

©2023 TILTECO, INC.

TILTECO INC.
TILLIT TESTING & ENGINEERING COMPANY
6355 N.W. 36th St., Ste. 305, VIRGINIA GARDENS, FL 33166
Phone : (305)871-1530 . Fax : (305)871-1531
CA-0006719
WALTER A. TILLIT, JR., P.E.
FLORIDA Lic. # 44167

FLORIDA BUILDING CODE (HIGH & NON HIGH VELOCITY HURRICANE ZONE)

SERIES JAZZ 70000 COMMERCIAL
OUTSWING ENTRANCE DOOR

290 WEST 78 ROAD
HIALEAH, FL 33014
PH: (954)226-5555/(305)559-8103
FAX: (305)558-6665
www.gjwindows.com

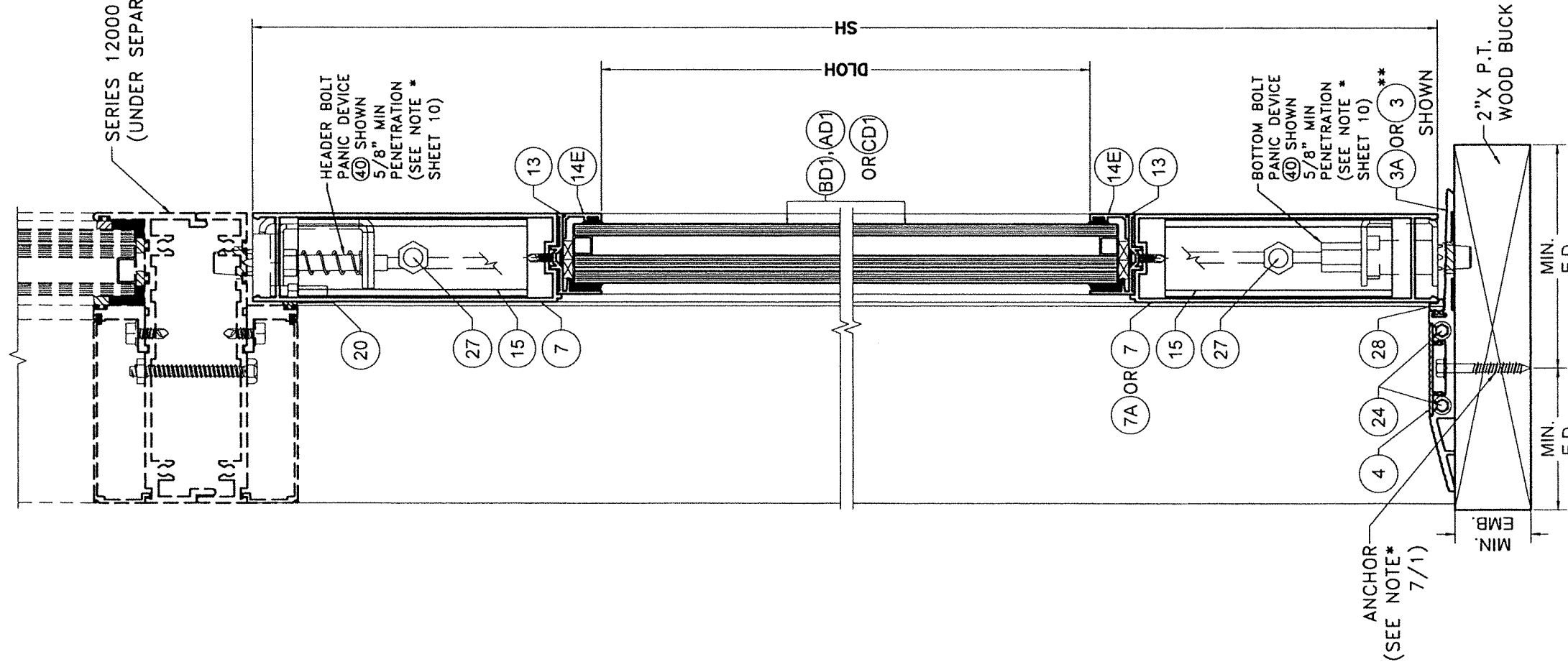
REV. NO	DESCRIPTION	DATE	REV. NO	DESCRIPTION	DATE
1	OLD 21-135	10/7/21	3		
2			4		

W.H
DRAWN BY:

09/19/2023
DATE:

23-219
DRAWING No.

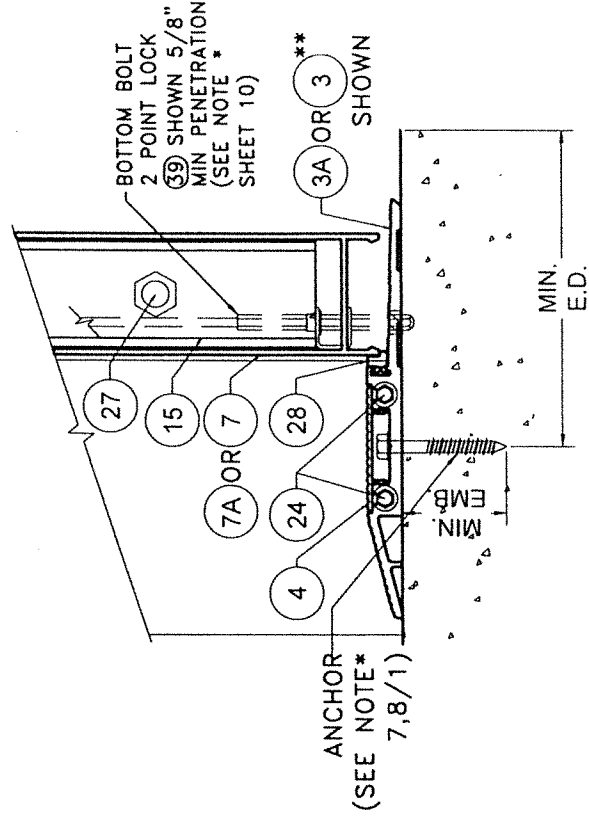
SHEET 30 OF 58



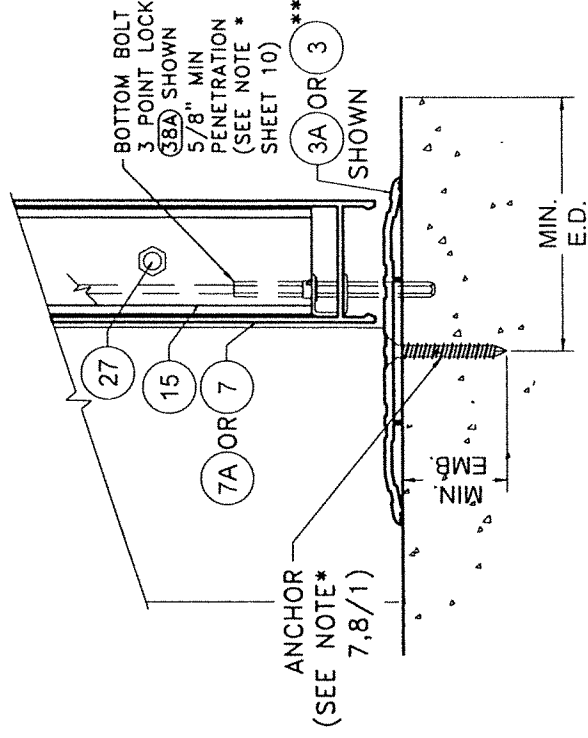
WOOD SUBSTRATE

**SECTION A1-A1
(OPTIONAL SYSTEM # 1)**

SCALE 3/8"=1"

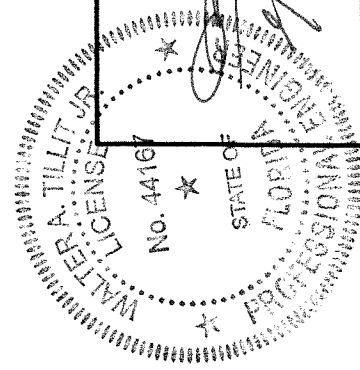


POURED CONCRETE SUBSTRATE



POURED CONCRETE SUBSTRATE

**SEE SCHEDULE 1&2 ON SHEETS 32, 33 FOR LIMITATIONS



P.E. SEAL/SIGNATURE/DATE

FLORIDA BUILDING CODE (HIGH & NON HIGH VELOCITY HURRICANE ZONE)

©2023 TILTECO, INC.

TILTECO INC.

TILLIT TESTING & ENGINEERING COMPANY
 6335 N.W. 38th St., Ste. 305, VIRGINIA GARDENS, FL 33166
 Phone: (305)871-1530, Fax: (305)871-1531

WALTER A. TILLIT JR., P.E.
 FLORIDA Lic. # 44167

SERIES JAZZ 7000 COMMERCIAL
 OUTSWING ENTRANCE DOOR

290 WEST 78 ROAD
 HIALEAH, FL 33014
 PH: (954)226-5555/(305)558-8103
 FAX: (305)558-6665
 www.gigwindows.com

REV. NO	DESCRIPTION	DATE	REV. NO	DESCRIPTION	DATE
1	OLD 21-135	10/7/21	3		
2			4		

W.H

DRAWN BY:

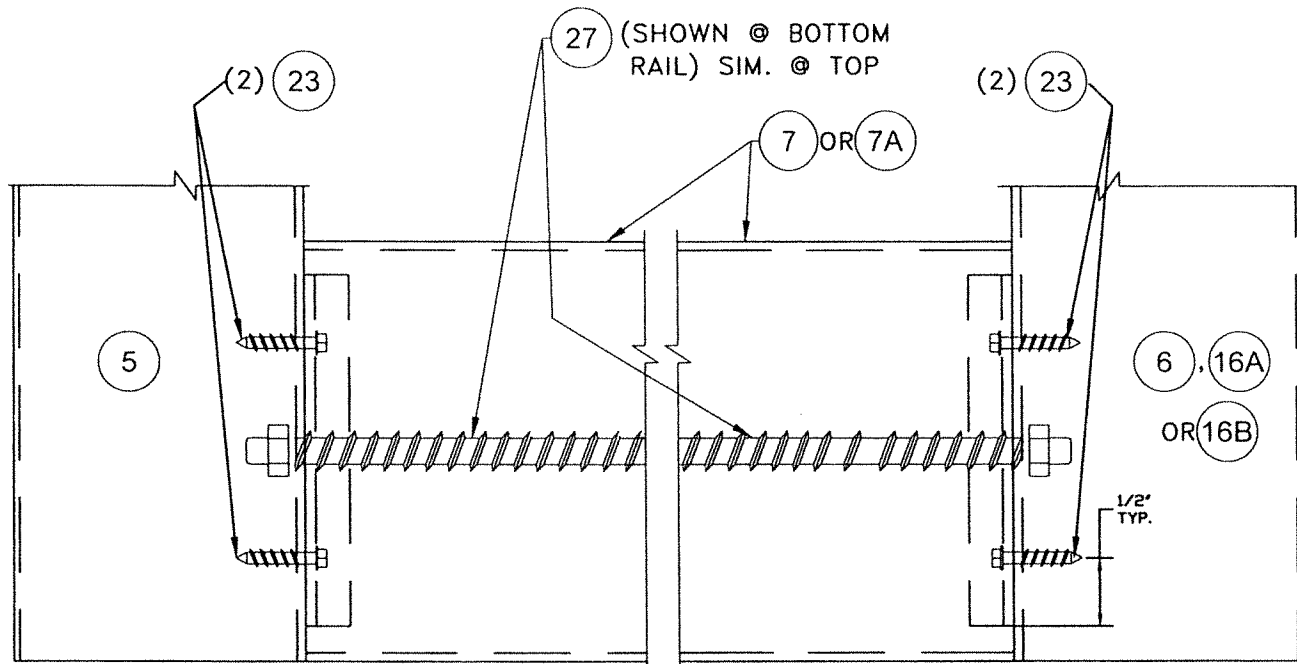
09/19/2023

DATE:

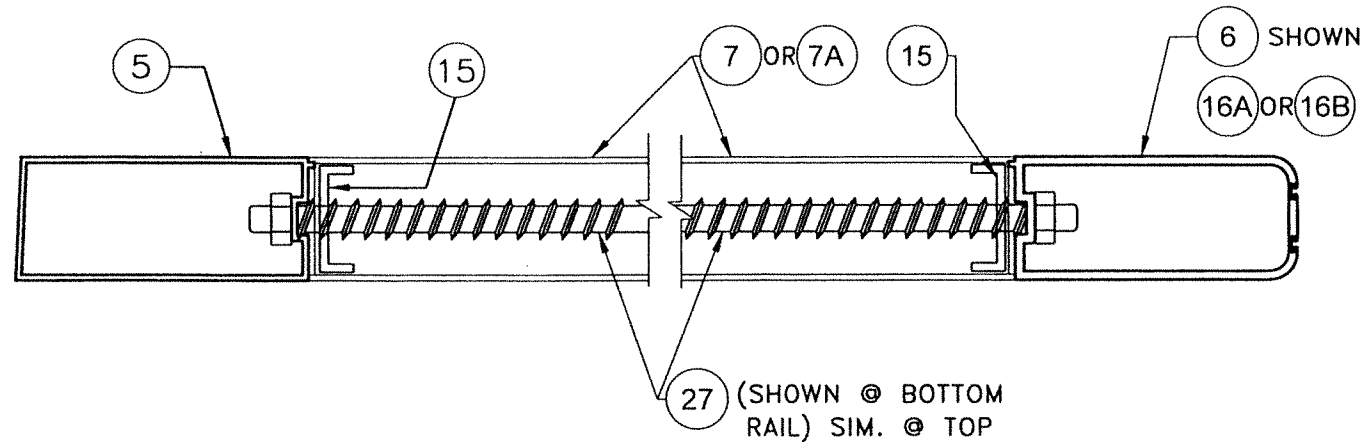
23-219

DRAWING No.

SHEET 30A OF 58



ELEVATION

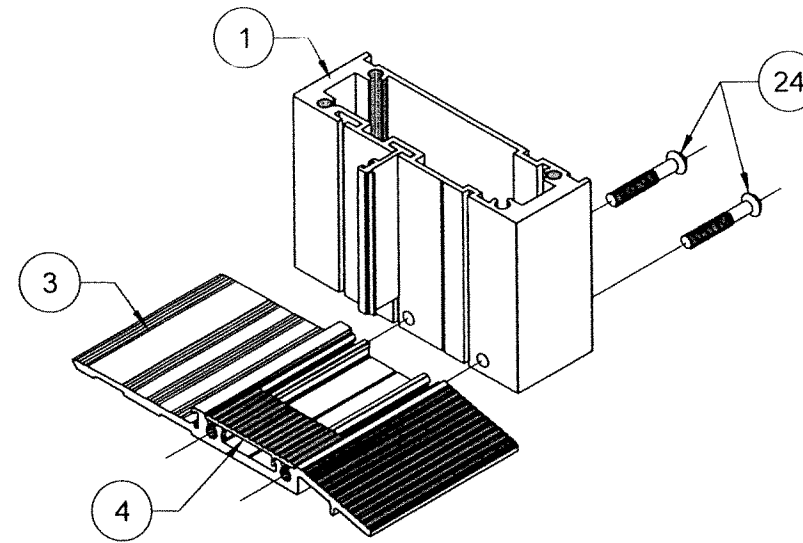


PLAN

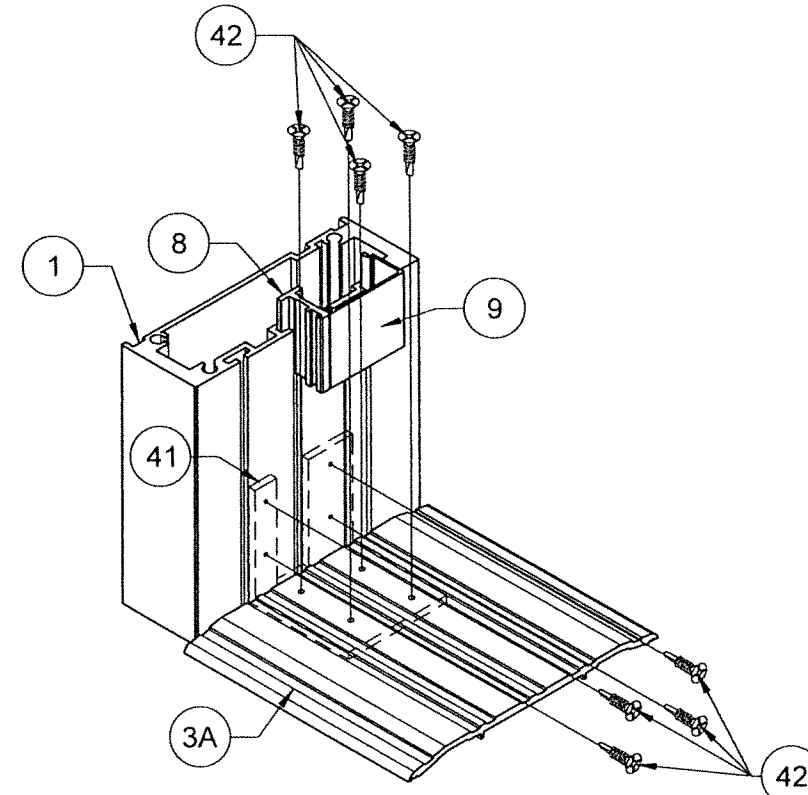
DETAIL 1: TOP/BOTTOM RAIL CONNECTION TO STILES

SCALE 3/8"=1"

(OPTIONAL SYSTEM # 1)



DETAIL 2: THRESHOLD ASSEMBLY (ISOMETRIC)



DETAIL 3: SADDLE THRESHOLD ASSEMBLY ISOMETRIC

FLORIDA BUILDING CODE (HIGH & NON HIGH VELOCITY HURRICANE ZONE)

SERIES JAZZ 70000 COMMERCIAL OUTSWING ENTRANCE DOOR

TILECO INC.
 TILLIT TESTING & ENGINEERING COMPANY
 6355 N.W. 38th St., Ste. 305, VIRGINIA GARDENS, FL 33166
 Phone : (305)871-1530 • Fax : (305)871-1531
 WALTER A. TILLIT, Jr., P.E.
 FLORIDA Lic. # 44167

W.H. DRAWN BY: 09/19/2023 DATE: 23-219 DRAWING No. SHEET 31 OF 58

REV. NO.	DESCRIPTION	DATE	REV. No.	DESCRIPTION	DATE
1	OLD 21-135	10/7/21	3		
2			4		

No. 44167
 STATE OF FLORIDA
 WALTER A. TILLIT, JR.
 LICENSED PROFESSIONAL ENGINEER
 P.E. SEAL/SIGNATURE/DATE

SCHEDULE 1: MAXIMUM ALLOWABLES FOR DOORS W/ (3) THRESHOLD * AND W/GLASS (AD), (AD1), (BD), (BD1), (CD) & (CD1) @ DOOR AND (A), (A1), (B), (B1), (C), (C1) @ TRANSOM: (OPTIONAL SYSTEM # 1)

CASE	FW	FH	SW	SH	DLOW	DLOH	TW	TH	DLOTW	DLOTH	MAX. ASD PRESSURE RATING (psf)	USABLE LOCK	USABLE HINGE	USABLE GLASS AT DOORS	USABLE GLASS AT TRANSOMS
(I),(IV)	6'-6"	7'-0"	3'-1 1/8"	6'-10 1/8"	2'-3 3/8"	5'-8 7/8"	N/A	N/A	N/A	N/A	+90.0 -90.0 (See glass limitations)	(38) or (39) or (38A) & (39A) or (38) & (38B) UP TO 90 psf or (40) or (40A) UP TO 72 psf	(33) for up to 90 psf (34) for up to 72 psf	(BD) or (BD1) or (CD) or (CD1) UP TO 90 psf or (AD) or (AD1) UP TO 72 psf	***
(IIIa)	6'-3"	8'-8"	2'-11 1/4"	8'-6 1/8"	2'-1 7/8"	7'-4 3/8"	6'-3"	3'-0"	5'-10 1/2"	2'-9"	+47.8 -47.8	(38) & (39) or (38A) or (39A) or (38) & (38B) or (40) or (40A)	(33) or (34)	(AD), (BD), (CD) (AD1), (BD1), (CD1)	(A), (A1), (B) (B1), (C), (C1)
(I)	7'-0"	7'-0"	3'-4 1/4"	6'-10 1/8"	2'-6 3/8"	5'-8 7/8"	N/A	N/A	N/A	N/A	+140.0 -140.0 (See hinge limitations)	(38) & (39) or (40A) or (38) & (38B) UP TO 90 psf (38A) & (39A) UP TO 140 psf	(33) UP TO 140 psf (34) UP TO 72 psf	(CD) or (CD1)	***
(IIIa)	6'-8"	10'-0"	3'-2 1/4"	9'-10 1/8"	2'-4 3/8"	8'-8 7/8"	6'-8"	4'-0"	6'-3 1/2"	3'-9"	+72.0 -72.0	(40) or (40A) ** or (38) & (38B)	(33) or (34)	(AD), (AD1), (BD), (BD1) (CD), (CD1)	(A), (A1), (B) (B1), (C), (C1)
(I),(IV)	7'-0"	10'-0"	3'-4"	9'-10 1/8"	2'-6 3/8"	8'-8 7/8"	N/A	N/A	N/A	N/A	+72.0 -72.0	(40A) ** or (38) & (38B)	(33) or (34)	(CD), (CD1)	***
(II),(IV)	3'-4 7/8"	7'-0"	3'-1"	6'-10 1/8"	2'-3 3/8"	5'-8 7/8"	N/A	N/A	N/A	N/A	+90.0 -90.0	(38) or (38A) or (38) & (38B) UP TO 90 psf or (40) or (40A) UP TO 72 psf **	(33) for up to 90 psf (34) for up to 72 psf	(BD) or (BD1) or (CD) or (CD1) UP TO 90 psf (AD) or (AD1)	***
(II),(IV)	3'-7 9/16"	7'-0"	3'-4 1/4"	6'-10 1/8"	2'-6 3/8"	5'-8 7/8"	N/A	N/A	N/A	N/A	+140.0 -140.0	(38) or (38) & (38B) UP TO 90 psf or (38A) UP TO 140 psf or (40A) UP TO 72 psf **	(33) @ 140 psf (34) @ 72 psf	(CD) or (CD1)	***
(II),(IV)	3'-5 3/4"	10'-0"	3'-2 1/8"	9'-10 1/8"	2'-4 3/8"	8'-8 7/8"	N/A	N/A	N/A	N/A	+72.0 -72.0	(40) or (40A) ** or (38) & (38B)	(33) or (34)	(AD), (AD1), (BD), (BD1) (CD), (CD1)	***
(II),(IV)	3'-7 9/16"	10'-0"	3'-4"	9'-10 1/8"	2'-6 3/8"	8'-8 7/8"	N/A	N/A	N/A	N/A	+72.0 -72.0	(40A) ** or (38) & (38B)	(33) or (34)	(CD), (CD1)	***
(IIIb)	3'-5 3/4"	10'-0"	3'-2 1/8"	9'-10 1/8"	2'-4 3/8"	8'-8 7/8"	3'-5 3/4"	4'-0"	3'-1 1/4"	3'-9"	+72.0 -72.0	(40) or (40A) ** or (38) & (38B)	(33) or (34)	(AD), (AD1), (BD), (BD1) (CD), (CD1)	(A), (A1), (B) (B1), (C), (C1)
(I),(II)	SEE SCH. 2	SEE SCH. 2	SEE SCH. 2	SEE SCH. 2	SEE SCH. 2	SEE SCH. 2	N/A	N/A	SEE SCH. 2	SEE SCH. 2	SEE SCH. 2	(40B) or (38) & (38B)	(33)	(D)	***
(IIIb)	3'-5 3/4"	8'-8"	2'-11 1/4"	8'-6 1/8"	2'-1 7/8"	7'-4 3/8"	3'-5 3/4"	3'-0"	3'-1 1/4"	2'-9"	+47.8 -47.8	(38) or (38A) or (40) or (40A) or (38) & (38B)	(33) or (34)	(AD), (BD), (CD) (AD1), (BD1), (CD1)	(A), (A1), (B) (B1), (C), (C1)

LEGEND:

FW= FRAME WIDTH (DOUBLE & SINGLE DOOR)
FH= FRAME HEIGHT (DOUBLE & SINGLE DOOR)
SW= SASH WIDTH (DOUBLE & SINGLE DOOR)
SH= SASH HEIGHT (DOUBLE & SINGLE DOOR)
DLOW= DAY LIGHT OPENING WIDTH (DOUBLE & SINGLE DOOR)

DLOH= DAY LIGHT OPENING HEIGHT (DOUBLE & SINGLE DOOR)
TW= TRANSOM WIDTH (DOUBLE & SINGLE DOOR)
TH= TRANSOM HEIGHT (DOUBLE & SINGLE DOOR)
DLOTW= DAY LIGHT OPENING TRANSOM HEIGHT (DOUBLE & SINGLE DOOR)
DLOTH= DAY LIGHT OPENING TRANSOM WIDTH (DOUBLE & SINGLE DOOR)

HINGE (33) SCHEDULE

DOOR HEIGHT	Qty. OF HINGES (33)
100" OR LESS	MINIMUM 3 HINGES REQUIRED
LARGER THAN 100" UP TO 120"	4 HINGES REQUIRED

* THRESHOLD (3A) MAY BE USED AT CASE IV PROVIDED THAT DOOR SIZE AND A.S.D. PRESSURE RATING DOES NOT EXCEED MAX. VALUES ON SCHEDULE 2, SHEET 33. DOORS W/ (3) THRESHOLD SHALL BE INSTALLED W/ CANOPY AS DEFINED BELOW WHEN WATER INFILTRATION RESISTANCE IS REQUIRED.

CANOPY DEFINITION: WHEN CANOPY IS PROVIDED IMMEDIATELY ABOVE THE DOOR LOCATION COVERING THE ENTIRE WIDTH OF DOOR AND PROJECTING OUT A DISTANCE EQUAL OR LARGER THAN THE DOOR HEIGHT, PER FLORIDA BUILDING CODE SECTION 1709.5.2.

** OR (40B) FOR DOOR SIZE & A.S.D. DESIGN PRESSURE RATINGS AS PER SCHEDULE 2, SHEET 33.

*** TRANSOM GLASS (A), (A1), (B), (B1), (C) & (C1) REQUIREMENTS FOR CASE IV AS PER SEPARATE STOREFRONT APPROVAL.


FLORIDA BUILDING CODE (HIGH & NON HIGH VELOCITY HURRICANE ZONE)

SERIES JAZZ 70000 COMMERCIAL OUTSWING ENTRANCE DOOR

W.H. DRAWN BY: 09/19/2023
DATE: 23-219
DRAWING No. SHEET 32 OF 58

290 WEST 78 ROAD
HALEAH, FL 33014
PH: (954)226-5555/(305)558-8103
FAX: (305)558-6665
www.gigwindows.com

WALTER A. TILLIT JR. ENGINEER
6355 N.W. 36th St., Ste. 305, VIRGINIA GARDENS, FL 33166
Phone: (305)871-1530, Fax: (305)871-1531
CA-0006719
WALTER A. TILLIT JR. P.E.
FLORIDA Lic. # 44167



P.E. SEAL/SIGNATURE/DATE

**SCHEDULE 2: MAX. ALLOWABLES FOR DOORS W/ (3A) THRESHOLD* AND W/ GLASS (D) **
(OPTIONAL SYSTEM # 1)**

CASE	DOUBLE DOORS						SINGLE DOORS						MAX. ASD PRESSURE RATING (psf)	USABLE LOCK	USABLE HINGE/QT.	USABLE GLASS ID
	FW	FH	SW	SH	DLOW	DLOH	FW	FH	SW	SH	DLOW	DLOH				
(I) & (II)	6'-4"	9'-0"	3'-0 1/4"	8'-10 1/8"	2'-2 7/8"	7'-8 5/8"	3'-3 9/16"	9'-0"	3'-0 1/4"	8'-10 1/8"	2'-2 7/8"	7'-8 5/8"	+60.0 -60.0	(40B) or (38) & (38B)	(33) or (34)	(D)
	6'-4"	8'-6"	3'-0 1/4"	8'-4 1/8"	2'-2 7/8"	7'-2 5/8"	3'-3 9/16"	8'-6"	3'-0 1/4"	8'-4 1/8"	2'-2 7/8"	7'-2 5/8"	+63.0 -63.0	(40B) or (38) & (38B)	(33) or (34)	(D)
	6'-4"	8'-4"	3'-0 1/4"	8'-2 1/8"	2'-2 7/8"	7'-0 5/8"	3'-3 9/16"	8'-4"	3'-0 1/4"	8'-2 1/8"	2'-2 7/8"	7'-0 5/8"	+65.0 -65.0	(40B) or (38) & (38B)	(33) or (34)	(D)
	6'-4"	8'-0"	3'-0 1/4"	7'-10 1/8"	2'-2 7/8"	6'-8 5/8"	3'-3 9/16"	8'-0"	3'-0 1/4"	7'-10 1/8"	2'-2 7/8"	6'-8 5/8"	+65.0 -70.0	(40B) or (38) & (38B)	(33) or (34)	(D)
	6'-4"	7'-6"	3'-0 1/4"	7'-4 1/8"	2'-2 7/8"	6'-2 5/8"	3'-3 9/16"	7'-6"	3'-0 1/4"	7'-4 1/8"	2'-2 7/8"	6'-2 5/8"	+65.0 -75.0	(40B) or (38) & (38B)	(33) or (34)	(D)
	6'-4"	7'-0"	3'-0 1/4"	6'-10 1/8"	2'-2 7/8"	5'-8 5/8"	3'-3 9/16"	7'-0"	3'-0 1/4"	6'-10 1/8"	2'-2 7/8"	5'-8 5/8"	+70.0 -80.0	(40B) or (38) & (38B)	(33) or (34)	(D)

LEGEND:
 FW= FRAME WIDTH (DOUBLE & SINGLE DOOR)
 FH= FRAME HEIGHT (DOUBLE & SINGLE DOOR)
 SW= SASH WIDTH (DOUBLE & SINGLE DOOR)
 SH= SASH HEIGHT (DOUBLE & SINGLE DOOR)
 DLOW= DAY LIGHT OPENING WIDTH (DOUBLE & SINGLE DOOR)
 DLOH= DAY LIGHT OPENING HEIGHT (DOUBLE & SINGLE DOOR)

* DOORS W/ (3A) THRESHOLD SHALL BE INSTALLED W/CANOPY AS DEFINED BELOW WHEN WATER INFILTRATION RESISTANCE IS REQUIRED.
CANOPY DEFINITION: WHEN CANOPY IS PROVIDED IMMEDIATELY ABOVE THE DOOR LOCATION COVERING THE ENTIRE WIDTH OF DOOR AND PROJECTING OUT A DISTANCE EQUAL OR LARGER THAN THE DOOR HEIGHT, PER FLORIDA BUILDING CODE SECTION 1709.5.2.

** THESE DOORS MAY INCLUDE A TRANSOM AS LONG AS IT'S MAXIMUM DIMENSIONS AND PRESSURE RATINGS DO NOT EXCEED MAXIMUM ALLOWABLE FOR CASES IIIa & IIIb SHOWN ON SCHEDULE 1, SHEET 32, AND TRANSOM'S GLASS IS (A), (A1), (B), (B1), (C), (C1) AS LIMITED BY SCHEDULE 1 OR BY SEPARATE STOREFRONT APPROVAL.

FLORIDA BUILDING CODE (HIGH & NON HIGH VELOCITY HURRICANE ZONE)

SERIES JAZZ 70000 COMMERCIAL OUTSWING ENTRANCE DOOR

290 WEST 78th ROAD
 HIALEAH, FL 33014
 PH: (954)226-5555/(305)558-8103
 FAX: (305)558-6665
 www.gigwindows.com

WINDOWS & DOORS
 REV. NO. 1 DATE 10/7/21 DESCRIPTION
 1 10/7/21 3
 2 11/1/21 4

WALTER A. TILLIT JR. P.E.
 FLORIDA Lic. # 44167

WALTER A. TILLIT JR. P.E.
 FLORIDA Lic. # 44167

P.E. SEAL/SIGNATURE/DATE

No. 44167
 STATE OF FLORIDA
 PROFESSIONAL ENGINEER

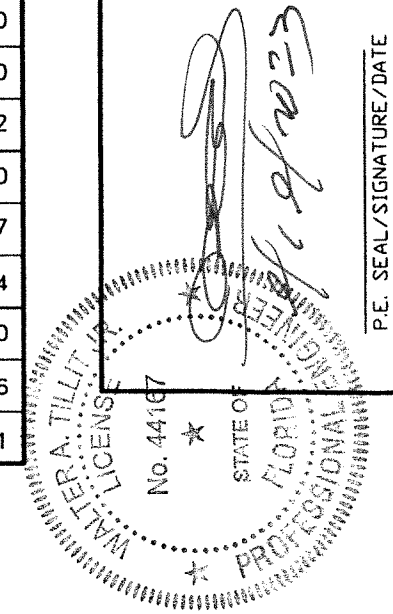
SCHEDULE 2: MAX. ANCHOR * SPACING "S" FOR ATTACHED JAMB OR HEADER & JAMBS AT TRANSOM TO EXISTING STRUCTURE GIVEN A.S.D. DESIGN WIND LOAD AND FRAME WIDTH (FW) (OPTIONAL SYSTEM # 1)

MAX. ASD PRESSURE RATING (psf)	FRAME WIDTH (FW) (ft-in)	MAX. ANCHOR SPACING "S" FOR 1/4" SHIM SPACE	
		CONCRETE, CONC. BLOCK, STEEL OR ALUMINUM	WOOD
47.0 OR LESS	3'-5" MAX.	15" O.C.	15" O.C.
	6'-6" MAX.	15" O.C.	15" O.C.
	7'-0" MAX.	15" O.C.	15" O.C.
50.0	3'-5" MAX.	15" O.C.	15" O.C.
	6'-6" MAX.	15" O.C.	15" O.C.
	7'-0" MAX.	15" O.C.	15" O.C.
60.0	3'-5" MAX.	15" O.C.	15" O.C.
	6'-6" MAX.	15" O.C.	15" O.C.
	7'-0" MAX.	15" O.C.	15" O.C.
70.0	3'-5" MAX.	15" O.C.	15" O.C.
	6'-6" MAX.	15" O.C.	15" O.C.
	7'-0" MAX.	15" O.C.	15" O.C.
80.0	3'-5" MAX.	12" O.C.	12" O.C.
	6'-6" MAX.	12" O.C.	12" O.C.
	7'-0" MAX.	12" O.C.	12" O.C.
90.0	3'-5" MAX.	9" O.C.	9" O.C.
	6'-6" MAX.	9" O.C.	9" O.C.
	7'-0" MAX.	9" O.C.	9" O.C.
100.0	3'-5" MAX.	9" O.C.	9" O.C.
	6'-6" MAX.	9" O.C.	9" O.C.
	7'-0" MAX.	9" O.C.	9" O.C.
110.0	3'-5" MAX.	9" O.C.	9" O.C.
	6'-6" MAX.	9" O.C.	9" O.C.
	7'-0" MAX.	9" O.C.	9" O.C.
120.0	3'-5" MAX.	9" O.C.	9" O.C.
	6'-6" MAX.	9" O.C.	9" O.C.
	7'-0" MAX.	9" O.C.	9" O.C.
130.0	3'-5" MAX.	9" O.C.	9" O.C.
	6'-6" MAX.	9" O.C.	8" O.C.
	7'-0" MAX.	9" O.C.	8" O.C.
140.0	3'-5" MAX.	9" O.C.	9" O.C.
	6'-6" MAX.	9" O.C.	8" O.C.
	7'-0" MAX.	8" O.C.	8" O.C.

* SEE SHEET 1, NOTE 7 FOR ANCHOR SPECIFICATIONS.

SCHEDULE 4: MAX. DESIGN PRESSURE RATING FOR CLUSTER OF ANCHORS * AT HEADER AND SILL OF DOUBLE DOORS FOR DIFFERENT SUBSTRATES AND n= TOTAL NUMBER OF ANCHORS AT CLUSTER (OPTIONAL SYSTEM # 1)

MAX. DOOR FRAME HEIGHT (ft-in)	MAX. DOOR FRAME WIDTH (ft-in)	MAX. DESIGN PRESSURE RATING (p.s.f.) FOR 1/4" MAX. SHIM SPACE									
		n=4		n=6		n=8		n=10		n=12	
		CONCRETE OR METAL NOTES 7A, 7D, 7E	WOOD NOTE 7C/1	CONCRETE OR METAL NOTES 7A, 7D, 7E	WOOD NOTE 7C/1	CONCRETE OR METAL NOTES 7A, 7D, 7E	WOOD NOTE 7C/1	CONCRETE OR METAL NOTES 7A, 7D, 7E	WOOD NOTE 7C/1	CONCRETE OR METAL NOTES 7A, 7D, 7E	WOOD NOTE 7C/1
7'-0"	6'-0"	107.8	67.4	140.0	101.0	140.0	135.0	140.0	140.0	140.0	140.0
	6'-6"	101.0	62.6	139.5	93.8	140.0	125.3	140.0	140.0	140.0	140.0
7'-6"	6'-0"	100.0	62.7	140.0	94.0	140.0	125.3	140.0	140.0	140.0	140.0
	6'-6"	93.0	58.3	134.0	87.3	140.0	116.4	140.0	137.1	140.0	140.0
8'-0"	6'-0"	94.0	58.9	140.0	86.4	140.0	117.9	140.0	140.0	140.0	140.0
	6'-6"	82.4	54.8	130.5	81.1	140.0	109.5	140.0	133.2	140.0	140.0
8'-6"	6'-0"	88.4	55.4	132.5	83.0	140.0	110.7	140.0	138.4	140.0	140.0
	6'-6"	82.2	51.5	123.2	77.2	140.0	108.9	140.0	255.3	140.0	140.0
9'-0"	6'-0"	83.1	52.1	124.6	78.1	140.0	104.2	140.0	130.2	140.0	140.0
	6'-6"	77.2	48.4	115.8	72.6	140.0	96.9	140.0	121.1	140.0	140.0
9'-6"	6'-0"	78.1	49.5	117.1	74.2	140.0	99.0	140.0	123.7	140.0	140.0
	6'-6"	72.6	46.0	108.9	69.0	137.2	92.0	140.0	115.0	140.0	133.7
10'-0"	6'-0"	74.2	47.0	111.2	70.5	140.0	94.0	140.0	117.6	140.0	140.0
	6'-6"	69.0	43.7	103.4	65.6	134.7	87.4	140.0	109.3	140.0	130.6
	7'-0"	63.7	40.4	95.6	60.6	129.4	80.8	140.0	100.9	140.0	121.1



FLORIDA BUILDING CODE (HIGH & NON HIGH VELOCITY HURRICANE ZONE)

SERIES JAZZ 70000 COMMERCIAL OUTSWING ENTRANCE DOOR

©2023 TILTECO, INC.

TILTECO INC.

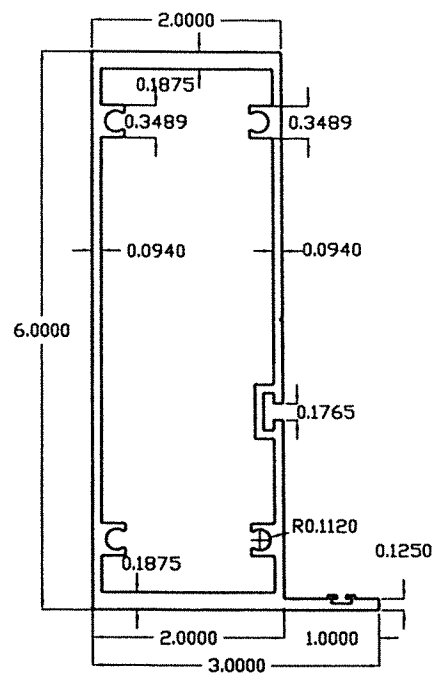
TILLIT TESTING & ENGINEERING COMPANY
6355 N.W. 36th St., Ste. 305, VIRGINIA GARDENS, FL 33166
Phone: (305)971-1500 Fax: (305)971-1531
WALTER A. TILLIT JR. P.E.
FLORIDA Lic. # 44167

WINDOWS & DOORS

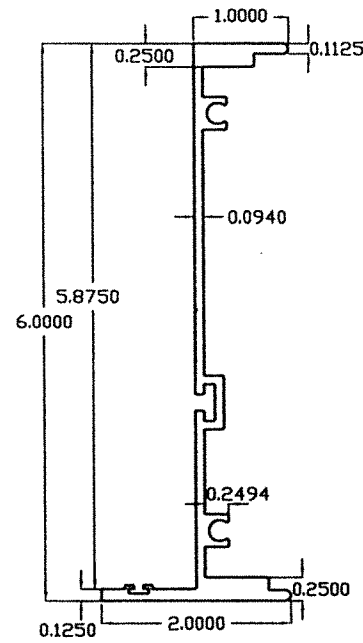
290 WEST 78 ROAD
HALEAH, FL 33014
PH: (954)226-5555/(305)558-8103
FAX: (305)558-6665
www.gigwindows.com

DATE	DESCRIPTION	REV. NO.	DATE
10/7/21	3	1	
OLD 21-135			

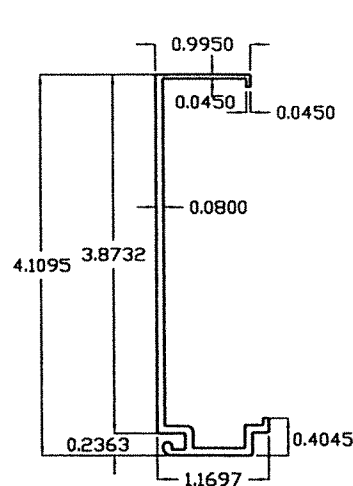
DRAWING No. **23-219**
SHEET 34 OF 58



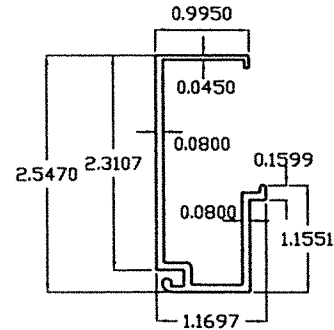
1 **FRAME HEAD, SILL & JAMB**
6063-T6 ALUMINUM ALLOY



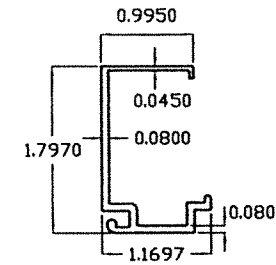
2 **FEMALE MULLION**
6063-T6 ALUMINUM ALLOY



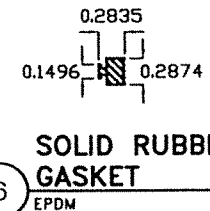
4A **INSULATED WINDOW COVER**
6063-T6 ALUMINUM ALLOY



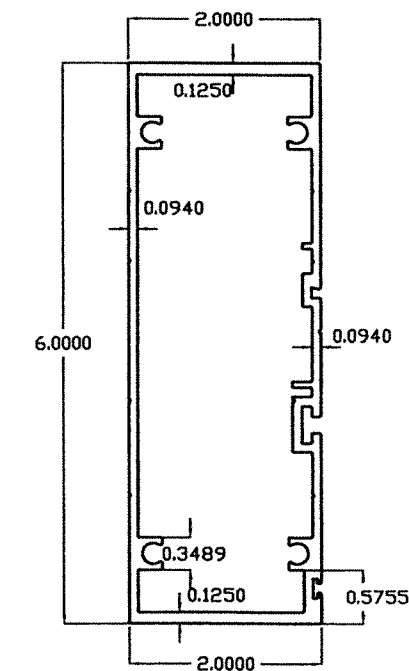
4B **LAMINATED WINDOW COVER**
6063-T6 ALUMINUM ALLOY



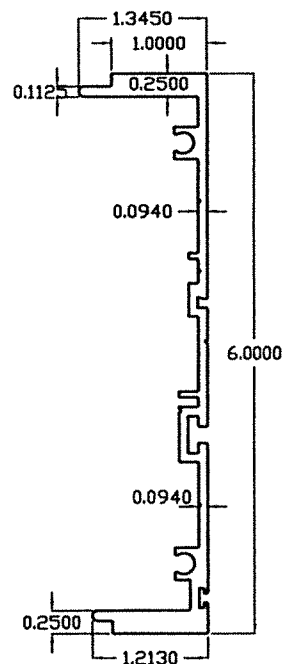
4C **INSULATED WINDOW COVER**
6063-T6 ALUMINUM ALLOY



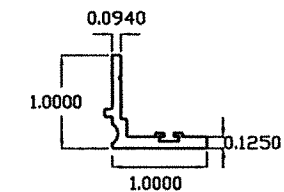
6 **SOLID RUBBER GASKET**
EPDM




15 **END DOOR JAMB MULLION**
6063-T6 ALUMINUM ALLOY



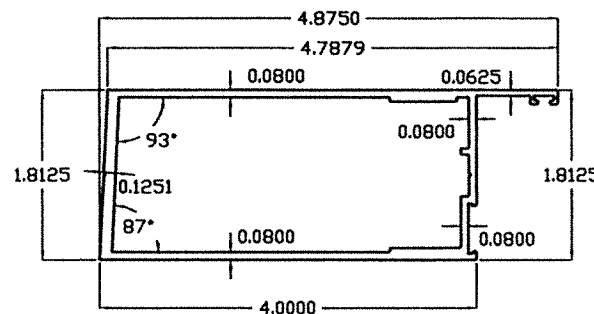
16 **MALE INTERIOR DOOR JAMB MULLION & MALE TRANSOM BAR**
6063-T6 ALUMINUM ALLOY



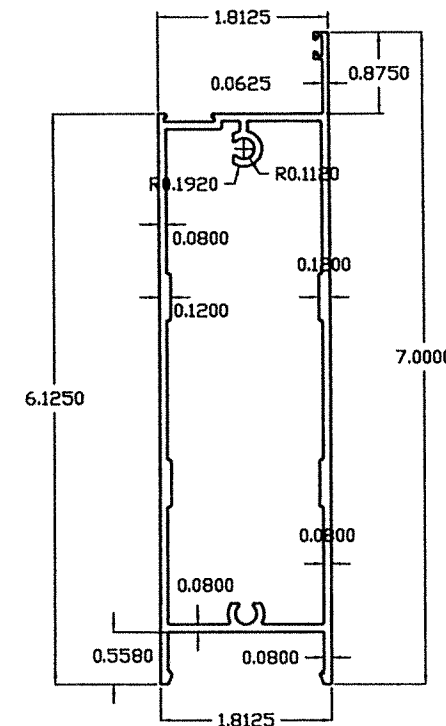
17 **DOOR JAMB TRANSOM ADAPT**
6063-T6 ALUMINUM ALLOY



19 **ACTIVE & IN-ACTIVE STILE W/O ASTRAGAL ***
6005-T5 ALLOY



20 **HINGE STILE W/O ASTRAGAL ***
6063-T6 ALLOY



21 **6" BOTTOM & TOP RAIL ***
6063-T6 ALUMINUM ALLOY

* SEE CORRESPONDING NOTE ON SHEET 2 FOR COMBINATION OF DOOR SASH COMPONENTS WITH FRAME COMPONENTS FROM OPTIONAL SYSTEM # 1.

COMPONENTS: OPTIONAL SYSTEM # 2*

FLORIDA BUILDING CODE (HIGH & NON HIGH VELOCITY HURRICANE ZONE)

SERIES JAZZ 70000 COMMERCIAL OUTSWING ENTRANCE DOOR

290 WEST 78 ROAD
HIALEAH, FL 33014
PH: (954)226-5555/(305)558-8103
FAX: (305)558-6665
www.jazzwindows.com

TILECO INC.
TILLIT TESTING & ENGINEERING COMPANY
6355 N.W. 36th St., Ste. 305, VIRGINIA GARDENS, FL 33186
Phone: (305)871-1530 Fax: (305)871-1531
WALTER A. TILLIT, Jr., P.E.
FLORIDA Lic. # 44167

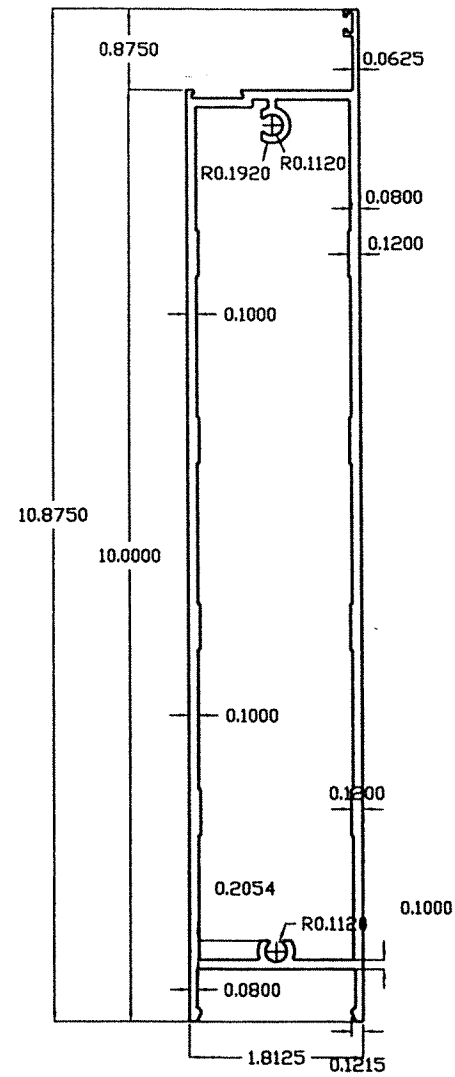
REV. NO.	DESCRIPTION	DATE	REV. NO.	DESCRIPTION	DATE
1	OLD 21-135	10/7/21	3		
2			4		

W.H. DRAWN BY: 09/19/2023
DATE: 23-219
DRAWING No. SHEET 35 OF 58

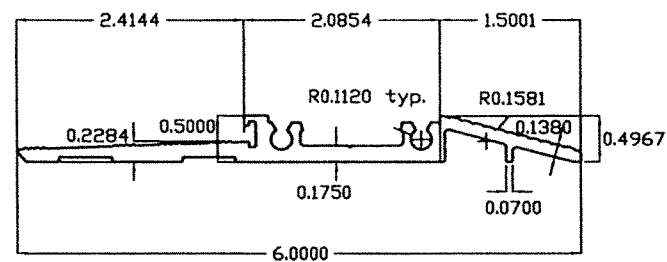
Walter A. Tillit, Jr.

WALTER A. TILLIT, JR.
LICENSE
No. 44167
STATE OF FLORIDA
PROFESSIONAL ENGINEER

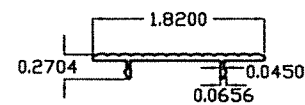
P.E. SEAL/SIGNATURE/DATE



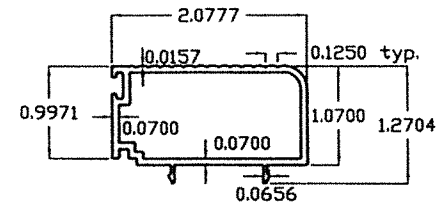
21A 10" BOTTOM RAIL*
6063-T6 ALUMINUM ALLOY



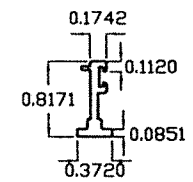
22 ADA THRESHOLD
6063-T6 ALUMINUM ALLOY



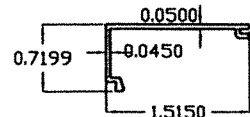
23 ADA THRESHOLD SCREW COVER
6063-T6 ALLOY



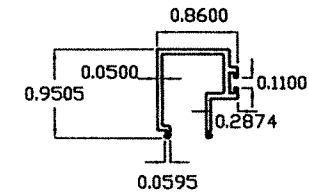
23A WATER RESISTANT THRESHOLD ADAPT*
6063-T6 ALLOY



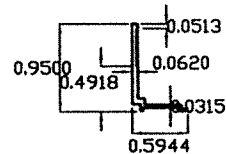
24 DOOR STOPPER ADAPTOR
6063-T6 ALLOY



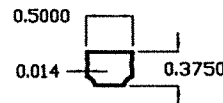
25 DOOR SCREW COVER
6063-T6 ALLOY



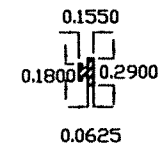
26 LAMINATED GB*
6063-T6 ALLOY



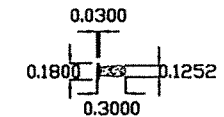
27 INSULATED GB 1-3/16" & 1-5/16"*
6063-T6 ALLOY



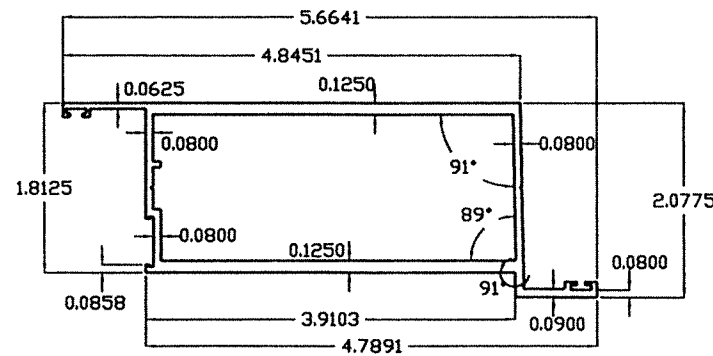
28 INSULATED GLASS UNIT SPACER



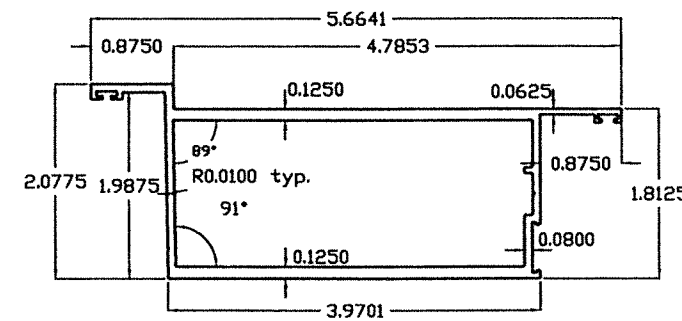
29 GLAZING GASKET



30 GLAZING PRO-LON



42 ACTIVE STILE W/ASTRAGAL*
6005-T5 ALLOY



43 IN-ACTIVE STILE W/ ASTRAGAL*
6005-T5 ALLOY

COMPONENTS CONT'
OPTIONAL SYSTEM # 2

* SEE CORRESPONDING NOTE ON SHEET 2 FOR COMBINATION OF DOOR SASH COMPONENTS WITH FRAME COMPONENTS FROM OPTIONAL SYSTEM # 1.


FLORIDA BUILDING CODE (HIGH & NON HIGH VELOCITY HURRICANE ZONE)
SERIES JAZZ 70000 COMMERCIAL OUTSWING ENTRANCE DOOR

W.H. DRAWN BY:	09/19/2023	
DATE:	23-219	
DRAWING No.	SHEET 36 OF 58	
REV. NO.	DESCRIPTION	DATE
1	OLD 21-135	10/7/21
2		

290 WEST 78 ROAD
HIALEAH, FL 33014
PH: (954)226-5555/(305)558-8103
FAX: (305)558-6665
www.gigwindows.com

WINDOWS & DOORS

TILTECO INC.
TILLIT TESTING & ENGINEERING COMPANY
6355 N.W. 36th St., Ste. 305, VIRGINIA GARDENS, FL 33166
Phone: (305)871-1530, Fax: (305)871-1531
WALTER A. TILLIT, JR., P.E.
FLORIDA Lic. # 44167



P.E. SEAL/SIGNATURE/DATE

BILL OF MATERIALS: OPTIONAL SYSTEM # 2

ITEM #	DESCRIPTION	DIMENSIONS & REMARKS	MATERIAL
1	FRAME JAMB, HEAD & SILL	6"x3"xVARIES THK.	6063-T6 ALUMINUM
2	FEMALE MULLION	6"x2"xVARIES THK.	6063-T6 ALUMINUM
4A	INSULATED WINDOW COVER	4.1095"x1.1697"xVARIES THK.	6063-T6 ALUMINUM
4B	LAMINATED WINDOW COVER	2.5470"x1.1697"xVARIES THK.	6063-T6 ALUMINUM
4C	INSULATED WINDOW COVER	1.7970"x1.1697"xVARIES THK.	6063-T6 ALUMINUM
6	SOLID RUBBER GASKET	0.2874"x0.2835"xVARIES THK.	EPDM
8	STRUCTURAL SILICONE SIKASIL SG-500 CN OR DOW 983	ALL AROUND GLASS	SILICONE
11	FRAME ASSEMBLY SCREW	#14x2 1/2" H.H. SCREW	STEEL
13	NON STRUCTURAL SILICONE	OPTIONAL TO (12) FOR INTERNAL JOINT, PLUS EXTERIOR FRAME SEALANT ALL AROUND PERIMETER	SILICONE
14	MULLION ASSEMBLY BOLT	1/4"Ø-20x2 1/2" THRU BOLT W/ NUT @ 12" O.C. (START @ 6" O.C. FROM TOP/BOTTOM)	STAINLESS STEEL AISI 304 SERIES
15	DOOR JAMB, HEAD & TRANSOM HEAD	6"x2"xVARIES THK.	6063-T6 ALUMINUM
16	DOOR MALE JAMB MULLION & DOOR MALE TRANSOM BAR	6"x1.2130"xVARIES THK.	6063-T6 ALUMINUM
17	DOOR JAMB TRANSOM ADAPT.	1"x1.0798"xVARIES THK.	6063-T6 ALUMINUM
19	ACTIVE & IN-ACTIVE STILE W/O ASTRAGAL	1.8125"x4.875"xVARIES THK.	6005-T5 ALUMINUM
20	HINGE STILE W/O ASTRAGAL	1.8125"x4.875"xVARIES THK.	6063-T6 ALUMINUM
21	6" BOTTOM & TOP RAIL	1.8125"x7"xVARIES THK.	6063-T6 ALUMINUM
21A	10" BOTTOM RAIL	1.8125"x10.875"xVARIES THK.	6063-T6 ALUMINUM
22	ADA THRESHOLD	6"x0.2"xVARIES THK.	6063-T6 ALUMINUM
23	ADA THRESHOLD SCREW COVER	6"x0.2"xVARIES THK.	6063-T6 ALUMINUM
23A	WATER RESISTANT THRESHOLD ADAPT	2.077"x1.2704"xVARIES THK.	6063-T6 ALUMINUM
24	DOOR STOPPER ADAPTOR	0.3720"x0.8171"xVARIES THK.	6063-T6 ALUMINUM
25	DOOR SCREW COVER	1.5150"x0.7199"xVARIES THK.	6063-T6 ALUMINUM
26	LAMINATED GB (GLAZING BEAD)	0.8600"x0.9505"xVARIES THK.	6063-T6 ALUMINUM
27	INSULATED GB (GLAZING BEAD)	0.5944"x0.9500"xVARIES THK.	6063-T6 ALUMINUM
28	INSULATED GLASS UNIT SPACER	0.5"x0.375"x0.014" THK.	3105-H24 ALUMINUM
29	GLAZING GASKET	0.2900"x0.1550"xVARIES THK.	EPDM
30	GLAZING PRO-LON	0.3000"x0.1800"xVARIES THK.	FOAM
31	WEATHERSTRIP SEAL	0.350"x0.187 (ULTRAFAB)	VINYL
31A	WEATHERSTRIP SEAL	0.325"x0.270 (ULTRAFAB)	VINYL
32	T-SLOT ULTRA FIN	W23211NK000B (0.210Hx0.187W) ULTRAFAB	PLASTIC
33	HINGE FULL MORTISE FIVE KNUCKLE - 4001	4 1/2"x4" MANUFACTURED BY REGENT	S.S.
34	HINGE SCREWS	(8) 12-24x1/2" F.H.	S.S.
35	HINGE BACKING PLATE - 4101	1 3/16"x8" BY REGENT	ZINC PLATED
37	MULTIPOINT LOCK (ACTIVE SASH) MS1850 SERIES MS DEADLOCK + 4015 THRESHOLD BOLT + 4016 HEADER BOLT	MANUFACTURED BY ASSA ABLOY	-
38	MULTIPOINT LOCK (IN-ACTIVE SASH) MS1880 SERIES TWO-POINT FLUSHBOLTS	MANUFACTURED BY ASSA ABLOY	-
39	SETTING BLOCK	0.133"x0.5" (ULTRAFAB)	EPDM
40	PANIC DEVICE - AD8400 SERIES CONCEALED VERTICAL ROD EXIT DEVICE FOR ACTIVE & INACTIVE SASH	MANUFACTURED BY ASSA ABLOY	-
40A	PANIC DEVICE - G86 SERIES CONCEALED VERTICAL ROD EXIT DEVICE FOR ACTIVE & INACTIVE SASH	MANUFACTURED BY ASSA ABLOY	-
40B	PANIC DEVICE - 9947 CONCEALED VERTICAL ROD EXIT DEVICE FOR ACTIVE & INACTIVE SASH	MANUFACTURED BY VON DUPRIN	-
42	ACTIVE STILE W/ASTRAGAL	1.8125"x5.6641"xVARIES THK.	6005-T5 ALUMINUM
43	IN-ACTIVE STILE W/ASTRAGAL	1.8125"x5.6641"xVARIES THK.	6005-T5 ALUMINUM

FLORIDA BUILDING CODE (HIGH & NON HIGH VELOCITY HURRICANE ZONE)

SERIES JAZZ 70000 COMMERCIAL OUTSWING ENTRANCE DOOR

290 WEST 78 ROAD
 HIALEAH, FL 33014
 PH: (954)226-5555/(305)558-8103
 FAX: (305)558-8665
 www.gigwindows.com

TILECO INC.
 TILLIT TESTING & ENGINEERING COMPANY
 6355 N.W. 30th St., Ste. 305, VIRGINIA GARDENS, FL 33186
 Phone: (305)971-1530 Fax: (305)971-1531
 CA-0006719
 WALTER A. TILLIT JR. P.E.
 FLORIDA Lic. # 44167

DRAWN BY:

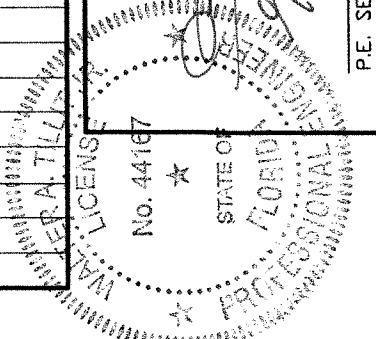
09/19/2023

DATE:

23-219

DRAWING NO.

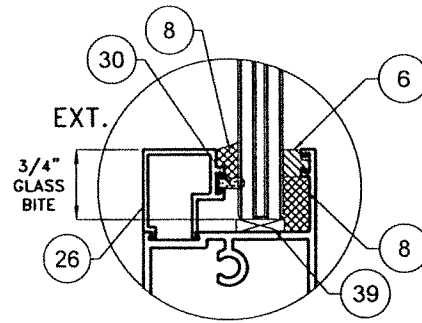
SHEET 37 OF 58



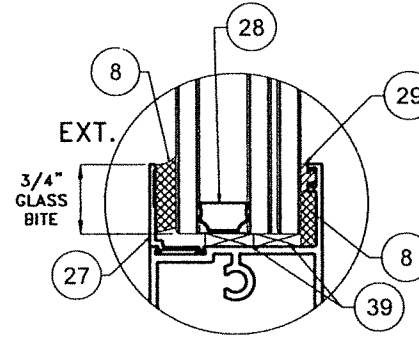
P.E. SEAL/SIGNATURE/DATE

BILL OF MATERIALS FOR GLASS: OPTIONAL SYSTEM # 2

C	9/16" NOMINAL LAMINATED GLASS W/ 1/4" H.S. GLASS + 0.090" KURARAY SENTRYGLAS® INTERLAYER + 1/4" H.S. GLASS	KURARAY AMERICA, INC.	GLASS
G3	1 5/16" NOMINAL INSULATED GLASS W/ 1/4" H.S. GLASS + 0.090" KURARAY SENTRYGLAS® INTERLAYER + 1/4" H.S. GLASS + 1/2" AIR SPACE + 1/4" EXTERIOR MONOLITHIC TEMPERED GLASS	KURARAY AMERICA, INC.	GLASS



STOREFRONT DOOR
GLASS TYPE "C"
9/16"



STOREFRONT DOOR
GLASS TYPE "G3"
1-5/16"

GLASS CONFIGURATION OPTIONAL SYSTEM # 2

NTS

FLORIDA BUILDING CODE (HIGH & NON HIGH VELOCITY HURRICANE ZONE)

SERIES JAZZ 70000 COMMERCIAL
OUTSWING ENTRANCE DOOR

290 WEST 78 ROAD
HIALEAH, FL 33014
PH: (954)226-5555/(305)558-8103
FAX: (305)558-6665
www.gjwindows.com

WINDOWS & DOORS
REV. NO. 1
DESCRIPTION OLD 21-135
DATE 10/7/21
REV. NO. 3
DESCRIPTION
DATE

©2023 TILTECO, INC.

TILTECO INC.


TILLIT TESTING & ENGINEERING COMPANY
6355 N.W. 36th St., Ste. 305, VIRGINIA GARDENS, FL 33166
Phone : (305)871-1530 . Fax : (305)871-1531
WALTER A. TILLIT Jr., P.E.
CA-0006719
FLORIDA Lic. # 44167

W.H. DRAWN BY:

09/19/2023 DATE:

23-219 DRAWING No.

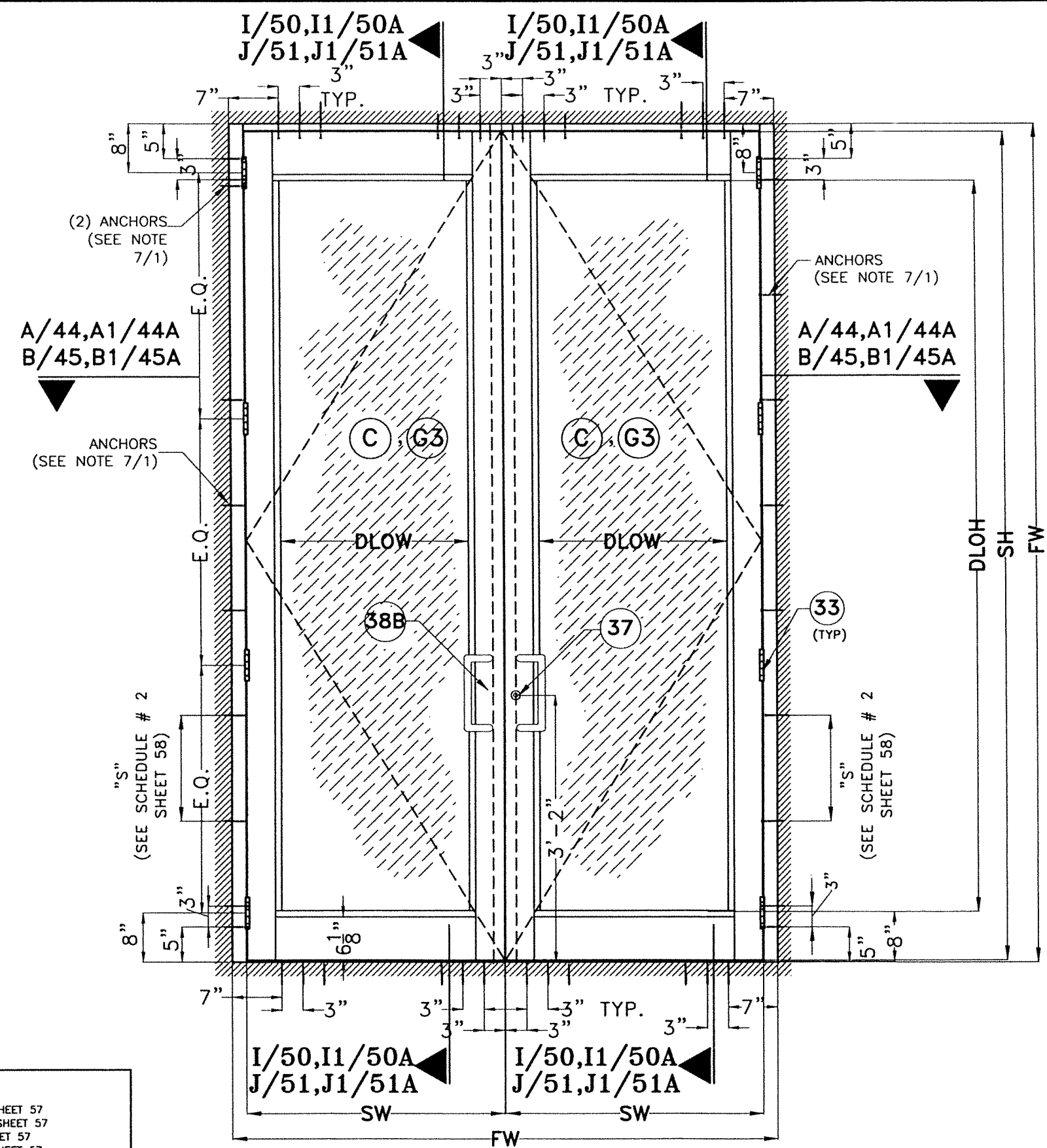
SHEET 38 OF 58




P.E. SEAL/SIGNATURE/DATE

LEGEND:

FW= FRAME WIDTH (DOUBLE DOOR), SEE SCHEDULE 1 SHEET 57
 FH= FRAME HEIGHT (DOUBLE DOOR), SEE SCHEDULE 1 SHEET 57
 SW= SASH WIDTH (DOUBLE DOOR), SEE SCHEDULE 1 SHEET 57
 SH= SASH HEIGHT (DOUBLE DOOR), SEE SCHEDULE 1 SHEET 57
 DLOW= DAY LIGHT OPENING WIDTH (DOUBLE DOOR), SEE SCHEDULE 1 SHEET 57
 DLOH= DAY LIGHT OPENING HEIGHT (DOUBLE DOOR), SEE SCHEDULE 1 SHEET 57



TYPICAL EXTERIOR ELEVATION CASE I
(DOUBLE DOOR)
OPTIONAL SYSTEM # 2
 N.T.S.



Walter A. Tillit Jr.
 1/9/2023

P.E. SEAL/SIGNATURE/DATE

FLORIDA BUILDING CODE (HIGH & NON HIGH VELOCITY HURRICANE ZONE)

TILECO INC.
 ©2023 TILECO, INC.
 TILLIT TESTING & ENGINEERING COMPANY
 6355 N.W. 36th St., Ste. 305, VIRGINIA GARDENS, FL 33166
 Phone: (305)871-1530, Fax: (305)871-1531
 WALTER A. TILLIT JR., P.E.
 FLORIDA Lic. # 44167

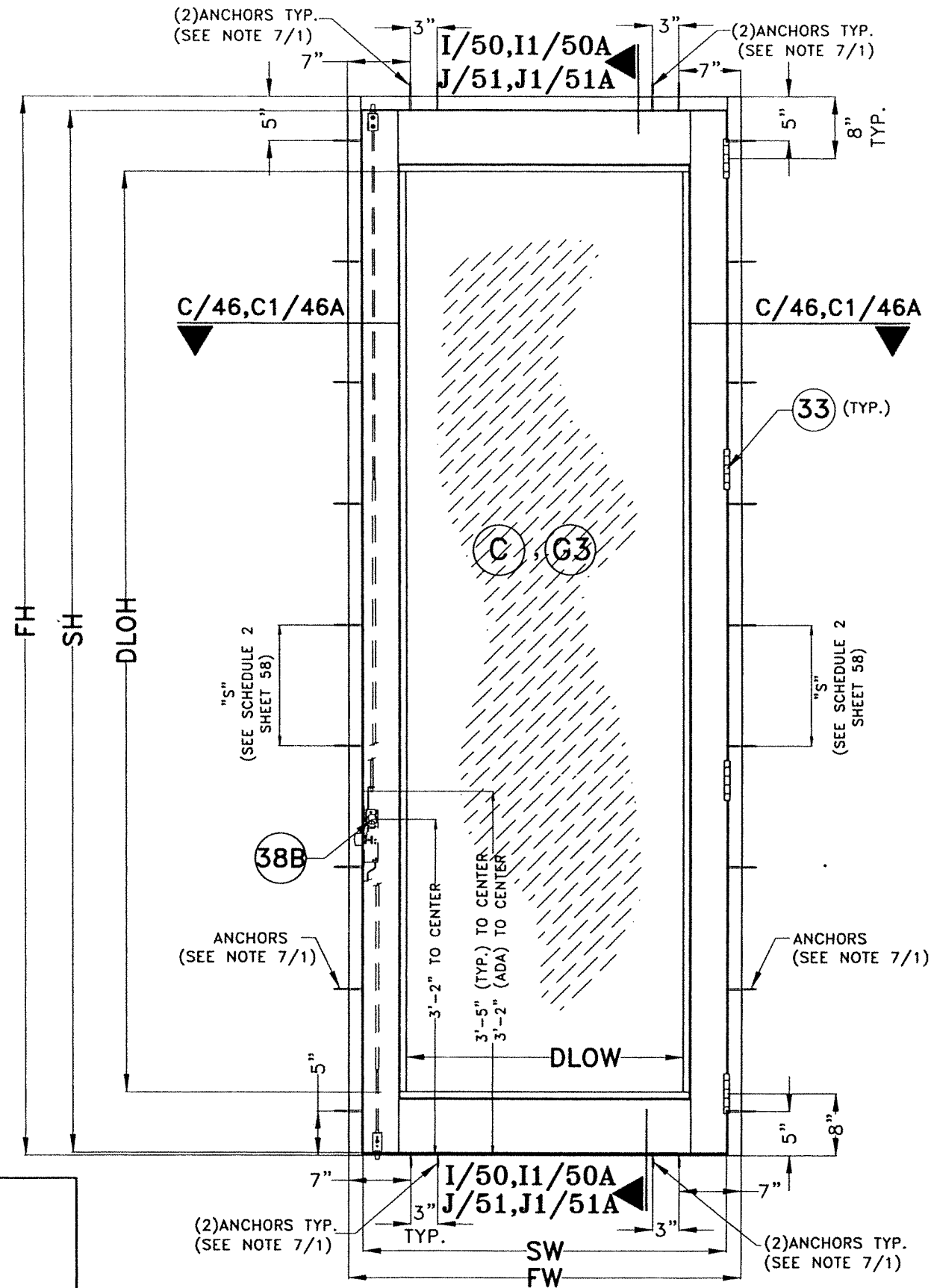
SERIES JAZZ 70000 COMMERCIAL OUTSWING ENTRANCE DOOR

290 WEST 78 ROAD
 HIALEAH, FL 33014
 PH: (954)226-5555/(305)558-8103
 FAX: (305)558-8665
 www.gigwindows.com


REV. NO.	DESCRIPTION	DATE	REV. NO.	DESCRIPTION	DATE
1	OLD 21-135	10/7/21	3		
2			4		

W.H. DRAWN BY: 09/19/2023
 DATE: 23-219
 DRAWING NO. SHEET 39 OF 58

LEGEND:
 FW= FRAME WIDTH (SINGLE DOOR), SEE SCHEDULE 1 SHEET 57
 FH= FRAME HEIGHT (SINGLE DOOR), SEE SCHEDULE 1 SHEET 57
 SW= SASH WIDTH (SINGLE DOOR), SEE SCHEDULES 1 SHEET 57
 SH= SASH HEIGHT (SINGLE DOOR), SEE SCHEDULE 1 SHEET 57
 DLOW= DAY LIGHT OPENING WIDTH (SINGLE DOOR), SEE SCHEDULE 1 SHEET 57
 DLOH= DAY LIGHT OPENING HEIGHT (SINGLE DOOR), SEE SCHEDULE 1 SHEET 57



TYPICAL EXTERIOR ELEVATION CASE II
(SINGLE DOOR) N.T.S.
OPTIONAL SYSTEM # 2



FLORIDA BUILDING CODE (HIGH & NON HIGH VELOCITY HURRICANE ZONE)

©2023 TILTECO, INC.

TILTECO INC.
 TILLIT TESTING & ENGINEERING COMPANY
 6335 N.W. 38th St., Ste. 305, VIRGINIA GARDENS, FL 33166
 Phone: (305)871-1530, Fax: (305)871-1531
 CA-0006719
 WALTER A. TILLIT JR., P.E.
 FLORIDA Lic. # 44167

FLORIDA TESTING & ENGINEERING COMPANY
 WALTER A. TILLIT JR., P.E.
 No. 44167
 STATE OF FLORIDA
 PROFESSIONAL ENGINEER
 License No. 1192023

FLORIDA LICENSING BOARD

WALTER A. TILLIT JR., P.E.

P.E. SEAL/SIGNATURE/DATE

11/9/2023

WINDOWS & DOORS
 290 WEST 78 ROAD
 HIALEAH, FL 33014
 PH: (954)226-5555/(305)558-8103
 FAX: (305)558-6665
 www.gigwindows.com

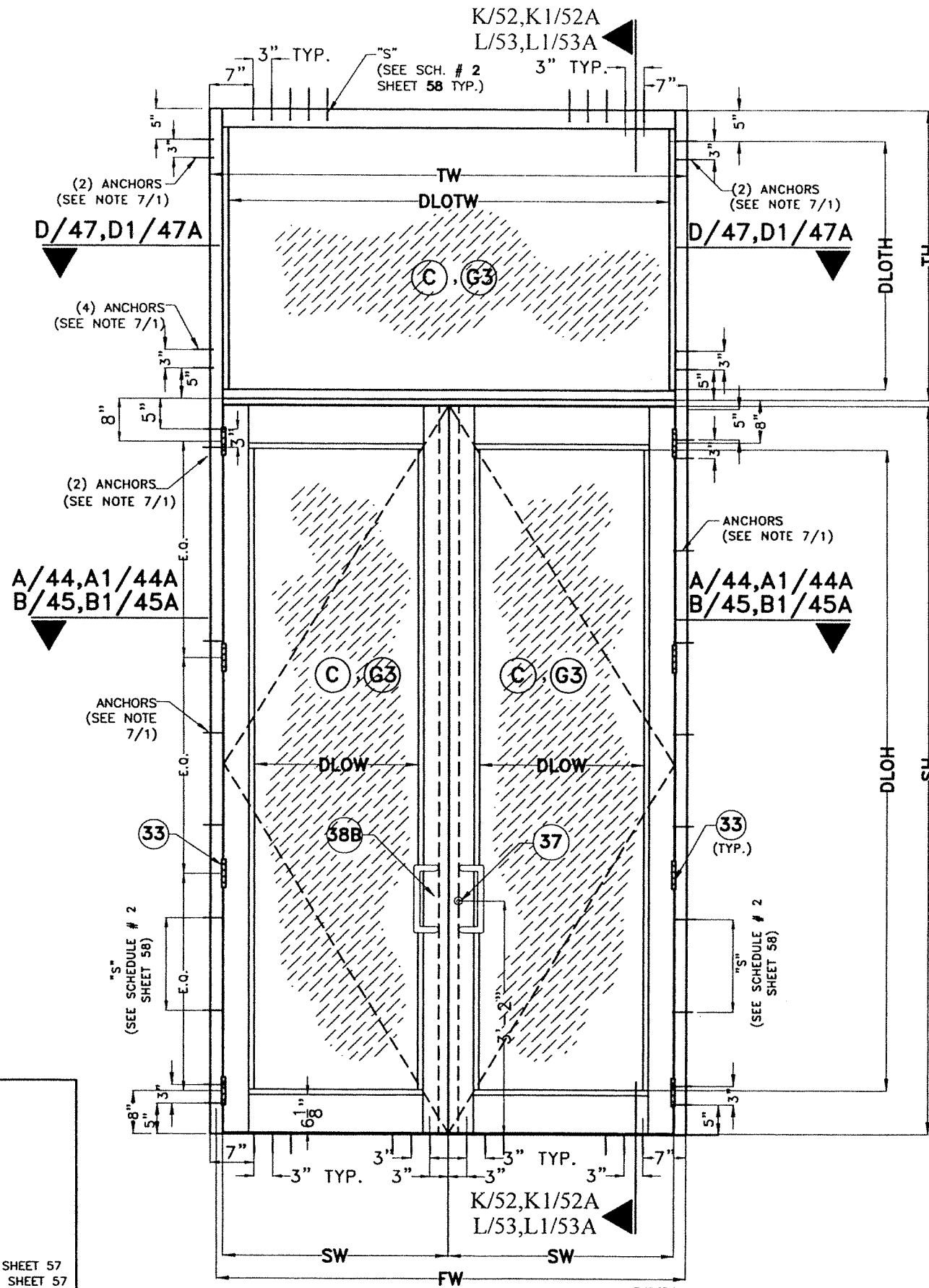
W.H. DRAWN BY: 09/19/2023 DATE: 23-219 DRAWING No. SHEET 40 OF 58

SERIES JAZS 70000 COMMERCIAL
 OUTSWING ENTRANCE DOOR


REV. NO.	DESCRIPTION	DATE	REV. NO.	DESCRIPTION	DATE
1	OLD 21-135	10/7/21	3		
2			1		

LEGEND:

- FW= FRAME WIDTH (DOUBLE DOOR), SEE SCHEDULE 1 SHEET 57
- FH= FRAME HEIGHT (DOUBLE DOOR), SEE SCHEDULE 1 SHEET 57
- SW= SASH WIDTH (DOUBLE DOOR), SEE SCHEDULE 1 SHEET 57
- SH= SASH HEIGHT (DOUBLE DOOR), SEE SCHEDULE 1 SHEET 57
- DLOW= DAY LIGHT OPENING WIDTH (DOUBLE DOOR), SEE SCHEDULE 1 SHEET 57
- DLOH= DAY LIGHT OPENING HEIGHT (DOUBLE DOOR), SEE SCHEDULE 1 SHEET 57
- TW= TRANSOM WIDTH (DOUBLE DOOR), SEE SCHEDULE 1 SHEET 57
- TH= TRANSOM HEIGHT (DOUBLE DOOR), SEE SCHEDULE 1 SHEETS 57
- DLOTW= DAY LIGHT OPENING TRANSOM WIDTH (DOUBLE DOOR), SEE SCHEDULE 1 SHEET 57
- DLOTH= DAY LIGHT OPENING TRANSOM HEIGHT (DOUBLE DOOR), SEE SCHEDULE 1 SHEET 57



**TYPICAL EXTERIOR ELEVATION CASE IIIa
(DOUBLE DOOR W/ TRANSOM)
OPTIONAL SYSTEM # 2
N.T.S.**



P.E. SEAL/SIGNATURE/DATE

TILECO INC.
TILLIT TESTING & ENGINEERING COMPANY
6355 N.W. 36th St., Ste. 305, VIRGINIA GARDENS, FL 33166
Phone: (305)871-1530, Fax: (305)871-1531
CA-006719
WALTER A. TILLIT JR., P.E.
FLORIDA Lic. # 44167

FLORIDA BUILDING CODE (HIGH & NON HIGH VELOCITY HURRICANE ZONE)

**SERIES JAZZ 70000 COMMERCIAL
OUTSWING ENTRANCE DOOR**

WINDOWS & DOORS
290 WEST 78 ROAD
HALEAH, FL 33014
PH: (954)226-5555/(305)558-8103
FAX: (305)558-6665
www.gigwindows.com

REV. NO	DESCRIPTION	DATE	REV. NO	DESCRIPTION	DATE
1	OLD 21-135	10/7/21	3		
2			4		

W.H. DRAWN BY: 09/19/2023 DATE:
DRAWING No. **23-219**
SHEET 41 OF 58

DOOR TRANSOM BAR FOR
SERIES JAZS 70000 STOREFRONT
(UNDER SEPARATE APPROVAL)

SERIES JAZS 70000 STOREFRONT
(UNDER SEPARATE APPROVAL)

SERIES 12000 STOREFRONT
(UNDER SEPARATE APPROVAL)

SERIES 12000 STOREFRONT
(UNDER SEPARATE APPROVAL)

SH
DLOH

E,F/48,E1,F1/48A
G,H/49,G1,H1/49A

M,N/54,M1,N1/54A
O,P/55,O1,P1/55A

E,F/48,E1,F1/48A
G,H/49,G1,H1/49A

38B

37

DLOW

DLOW

6"

3"

M,N/54,M1,N1/54A
O,P/55,O1,P1/55A

SW

FW

3"

3" TYP.

3"

7"

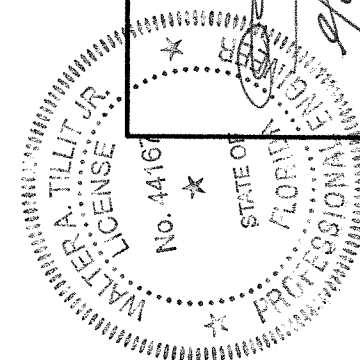
SW

18"

LEGEND:

- FW= FRAME WIDTH (DOUBLE & SINGLE DOOR), SEE SCHEDULE 1 SHEET 57
- FH= FRAME HEIGHT (DOUBLE & SINGLE DOOR), SEE SCHEDULE 1 SHEET 57
- SW= SASH WIDTH (DOUBLE & SINGLE DOOR), SEE SCHEDULE 1 SHEET 57
- SH= SASH HEIGHT (DOUBLE & SINGLE DOOR), SEE SCHEDULE 1 SHEET 57
- DLOW= DAY LIGHT OPENING WIDTH (DOUBLE & SINGLE DOOR), SEE SCHEDULE 1 SHEET 57
- DLOH= DAY LIGHT OPENING HEIGHT (DOUBLE & SINGLE DOOR), SEE SCHEDULE 1 SHEET 57
- TW= TRANSOM WIDTH (DOUBLE & SINGLE DOOR), SEE SCHEDULE 1 SHEET 57
- TH= TRANSOM HEIGHT (DOUBLE & SINGLE DOOR), SEE SCHEDULE 1 SHEET 57
- DLOTW= DAY LIGHT OPENING TRANSOM WIDTH (DOUBLE & SINGLE DOOR), SEE SCHEDULE 1 SHEET 57
- DLOTH= DAY LIGHT OPENING TRANSOM HEIGHT (DOUBLE & SINGLE DOOR), SEE SCHEDULE 1 SHEET 57

**TYPICAL EXTERIOR ELEVATION CASE IV
(SINGLE OR DOUBLE DOOR W/ STOREFRONT
PER SCHEDULE 1 SHEET 57)
N.T.S. OPTIONAL SYSTEM # 2**



Walter A. Tillit Jr.
11/9/2023

P.E. SEAL/SIGNATURE/DATE

FLORIDA BUILDING CODE (HIGH & NON HIGH VELOCITY HURRICANE ZONE)

©2023 TILTECO, INC.

TILTECO INC.

TILLIT TESTING & ENGINEERING COMPANY
6355 N.W. 36th St., Ste. 305, VIRGINIA GARDENS, FL 33166
Phone: (305)871-1530 Fax: (305)871-1531
CA-0006719
WALTER A. TILLIT JR. P.E.
FLORIDA Lic. # 44167

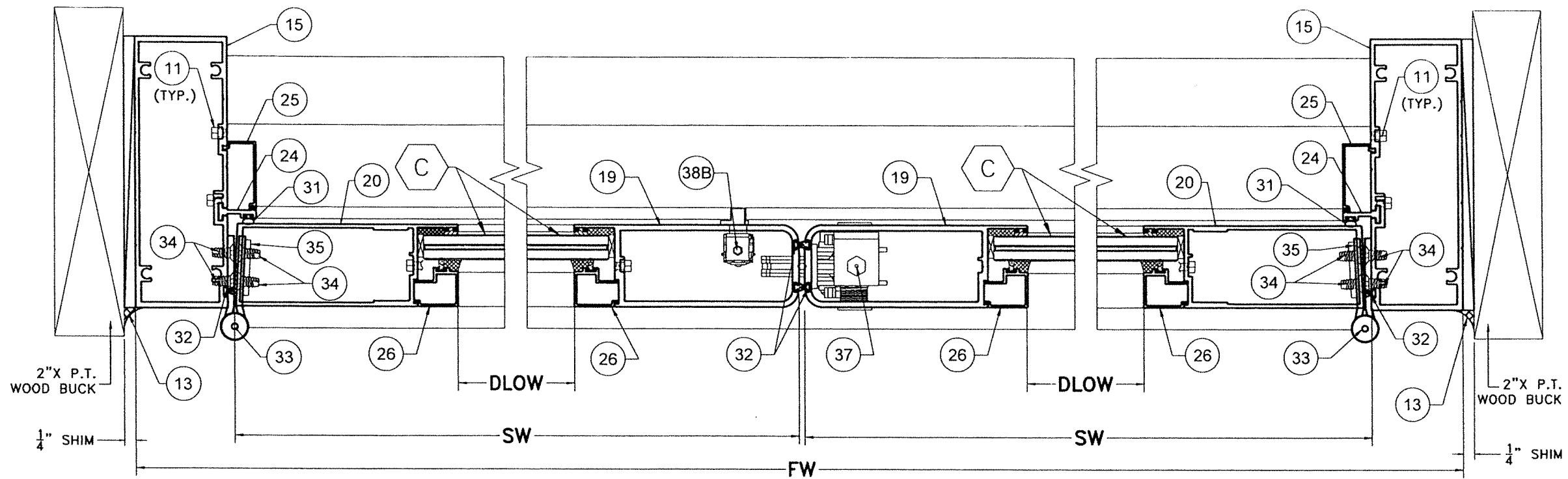
SERIES JAZS 70000 COMMERCIAL
OUTSWING ENTRANCE DOOR

280 WEST 78 ROAD
HIALEAH, FL 33014
PH: (954)226-5555/(305)558-8103
FAX: (305)558-6665
www.gigwindows.com

WINDOWS & DOORS

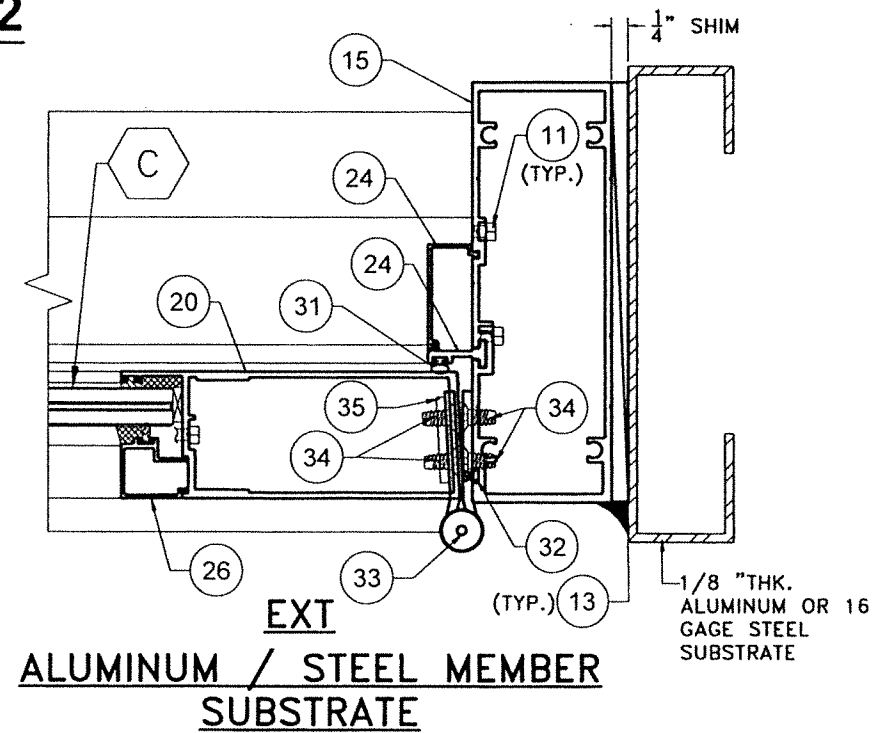
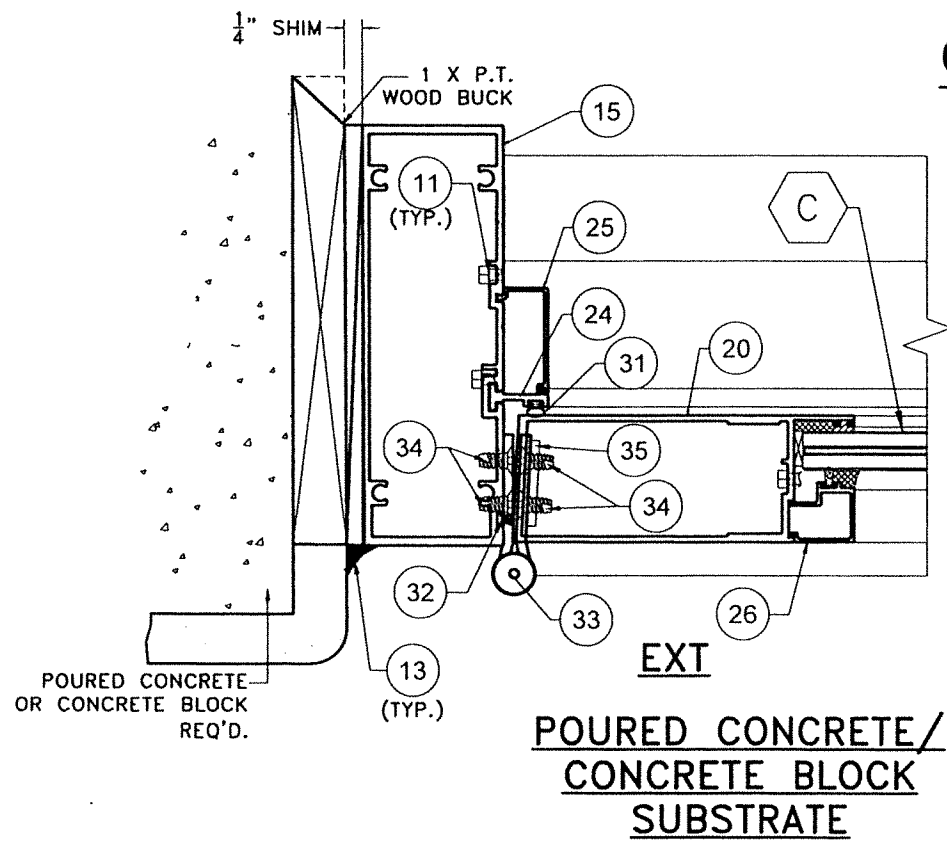
REV. NO.	DATE	REV. No	DESCRIPTION
1	10/7/21	3	
2		4	

W.H. DRAWN BY:
09/19/2023 DATE:
23-219 DRAWING No.
SHEET 43 OF 58



EXTERIOR
WOOD SUBSTRATE
SECTION A-A
OPTIONAL SYSTEM # 2

SCALE 3/8"=1"



FLORIDA BUILDING CODE (HIGH & NON HIGH VELOCITY HURRICANE ZONE)

**SERIES JAZZ 7000 COMMERCIAL
 OUTSWING ENTRANCE DOOR**

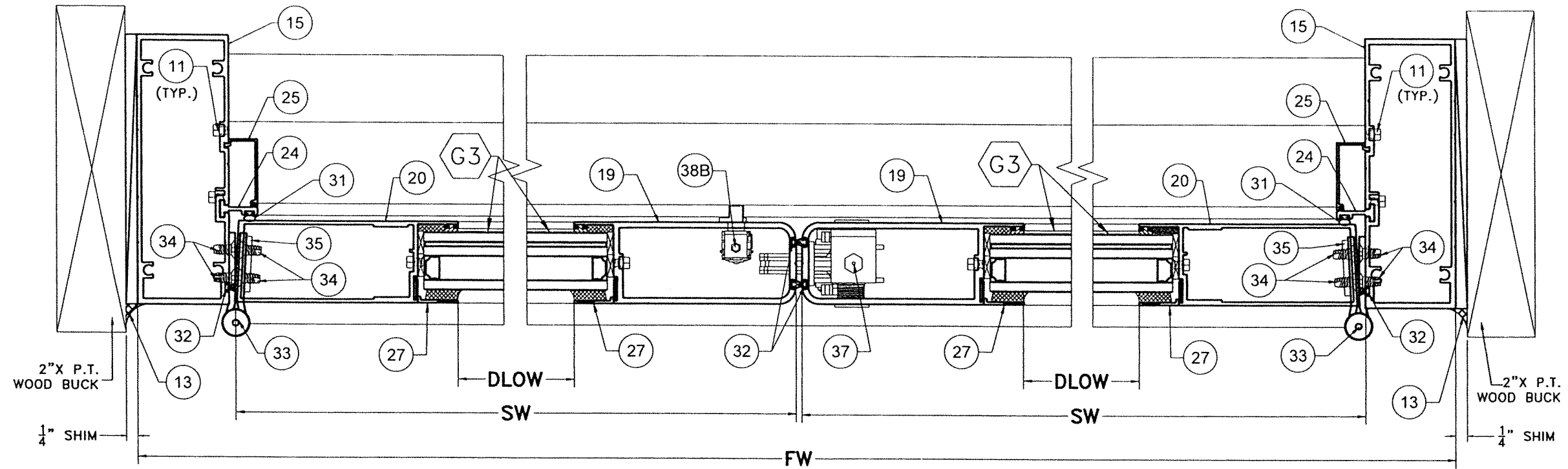
290 WEST 78 ROAD
 HIALEAH, FL 33014
 PH: (954)226-5555/(305)558-8103
 FAX: (305)558-6665
 www.gigwindows.com

©2023 TILTECO, INC.
TILTECO INC.
 TILLIT TESTING & ENGINEERING COMPANY
 6355 N.W. 36th St. Ste. 305, VIRGINIA GARDENS, FL 33166
 Phone: (305)871-1530 Fax: (305)871-1531
 CA-0006719
 WALTER A. TILLIT JR., P.E.
 FLORIDA Lic. # 44167

W.H.
 DRAWN BY:
 09/19/2023
 DATE:
23-219
 DRAWING No.
 SHEET 44 OF 58

P.E. SEAL/SIGNATURE/DATE

WALTER A. TILLIT JR.
 LICENSE NO. 44167
 STATE OF FLORIDA
 PROFESSIONAL ENGINEER



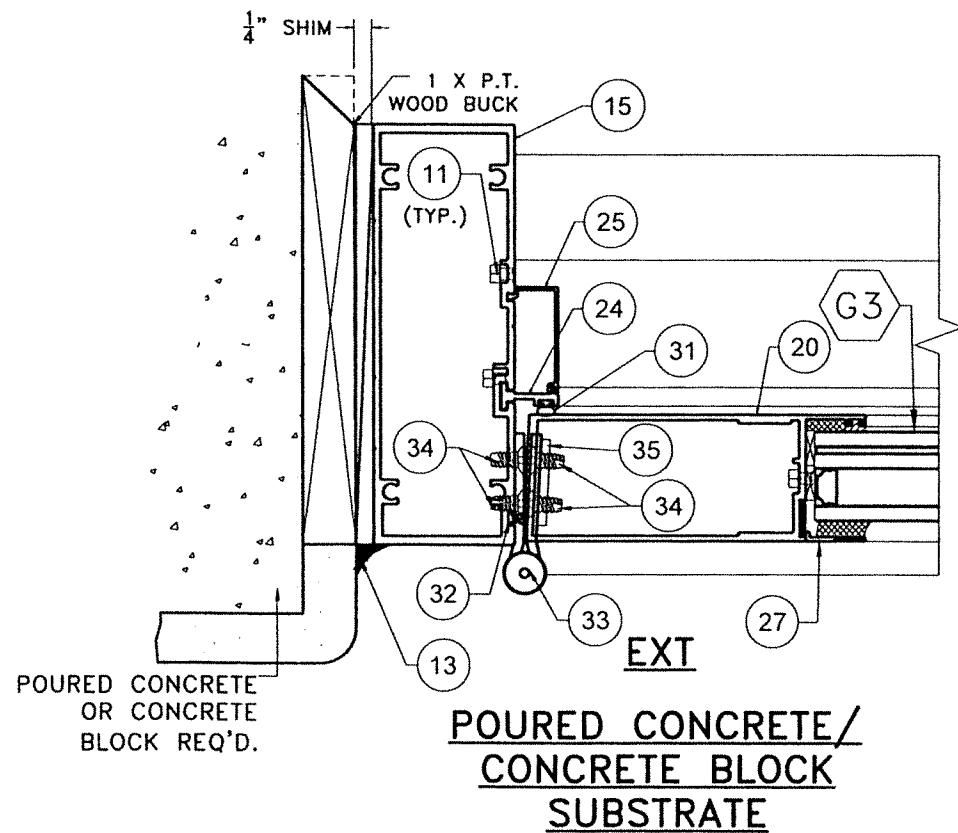
EXTERIOR

WOOD SUBSTRATE

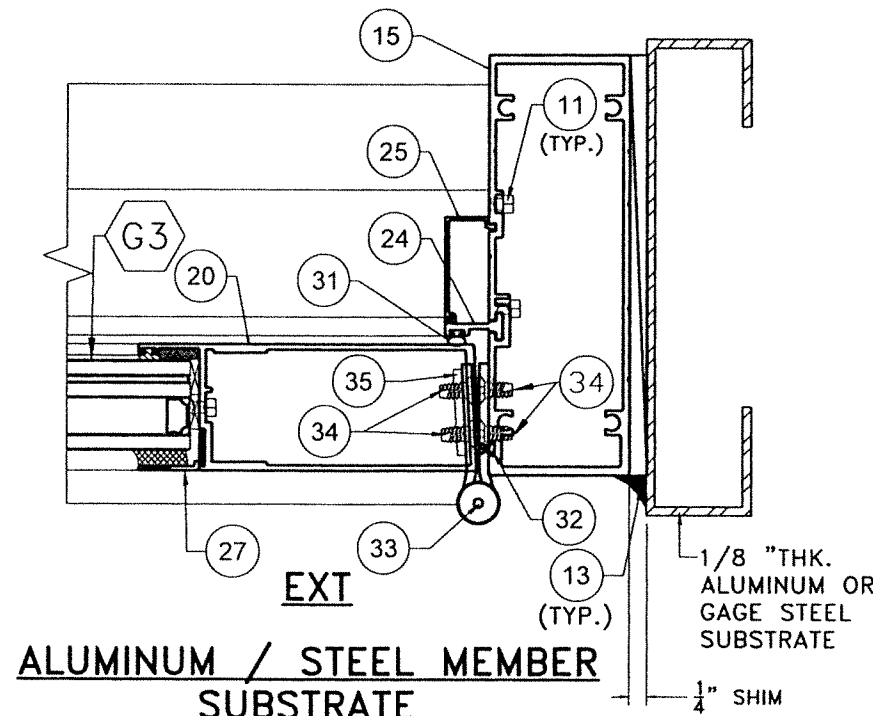
SECTION A1-A1

OPTIONAL SYSTEM # 2

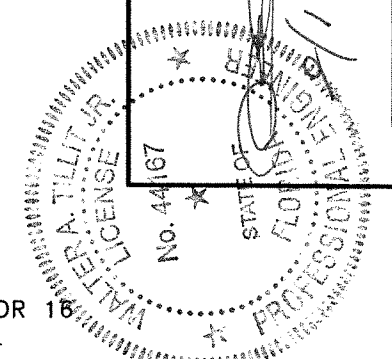
SCALE 3/8"=1"



POURED CONCRETE/
CONCRETE BLOCK
SUBSTRATE



ALUMINUM / STEEL MEMBER
SUBSTRATE



P.E. SEAL/SIGNATURE/DATE

FLORIDA BUILDING CODE (HIGH & NON HIGH VELOCITY HURRICANE ZONE)

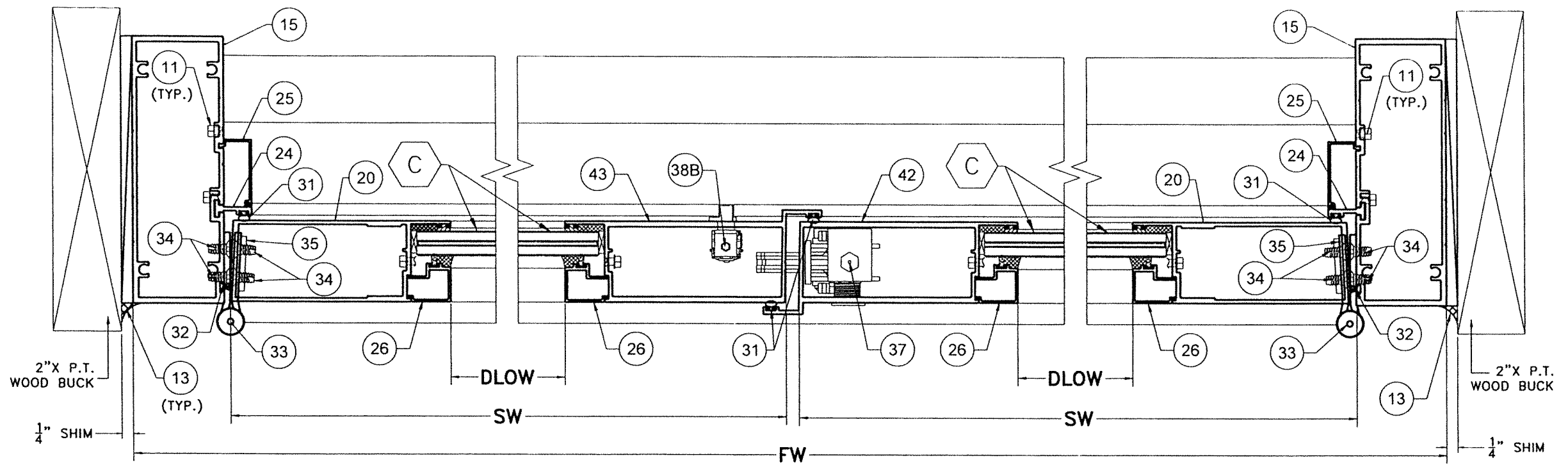
SERIES JAZZ 70000 COMMERCIAL
OUTSWING ENTRANCE DOOR

REV. NO.	DESCRIPTION	DATE	REV. NO.	DESCRIPTION	DATE
1	OLD 21-135	10/7/21	3		
2			4		

©2023 TILTECO, INC.
TILTECO INC.
TILLIT TESTING & ENGINEERING COMPANY
6355 N.W. 36th St., Ste. 305, VIRGINIA GARDENS, FL 33166
Phone: (305)871-1530 Fax: (305)871-1531
CA-0006719
WALTER A. TILLIT JR., P.E.
FLORIDA Lic. # 44167

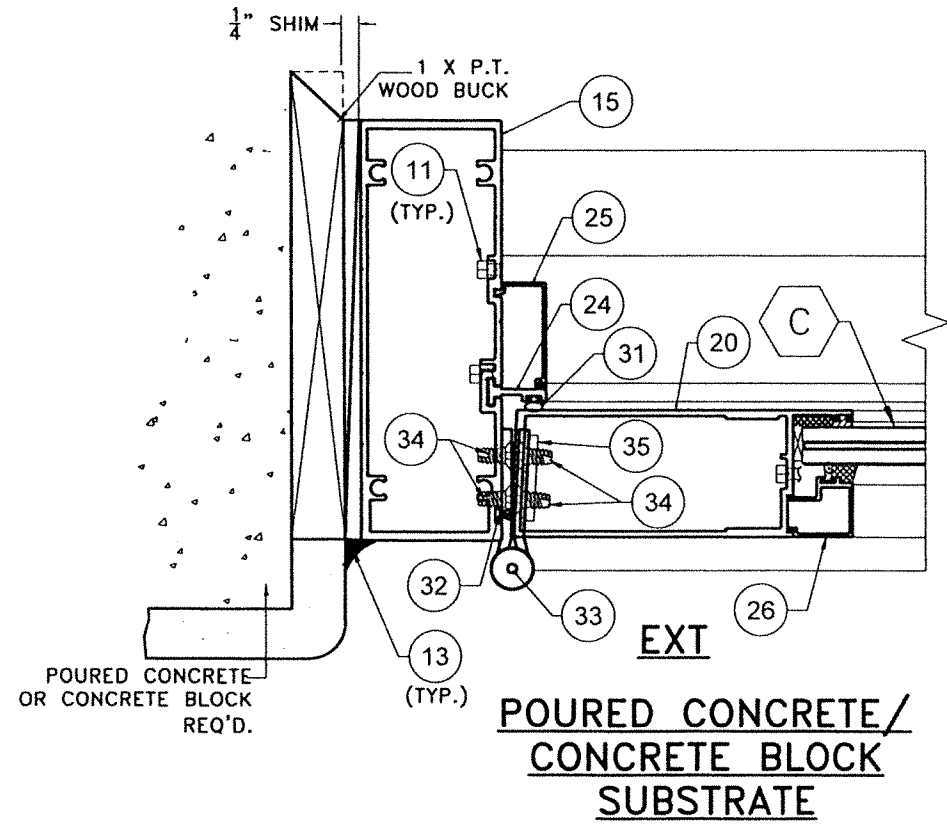
W.H. DRAWN BY:
09/19/2023 DATE:
23-219 DRAWING NO.
SHEET 44A OF 58

280 WEST 78 ROAD
HIALEAH, FL 33014
PH: (954)226-5555/(305)558-8103
FAX: (305)558-6665
www.gigwindows.com
WINDOWS & DOORS

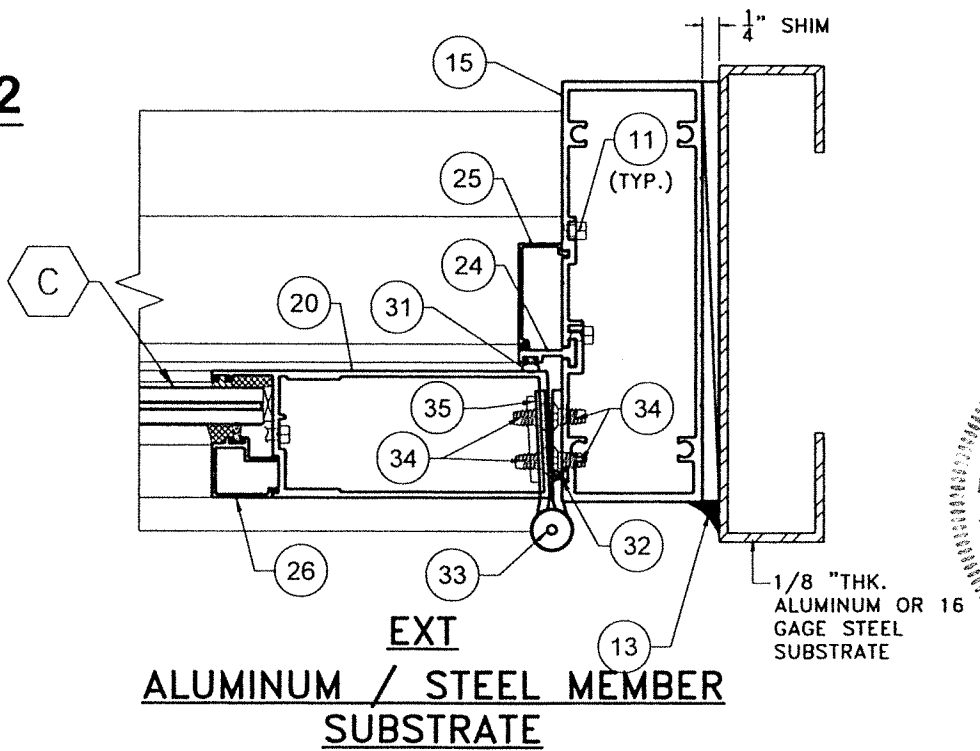


EXTERIOR
WOOD SUBSTRATE
SECTION B-B

OPTIONAL SYSTEM # 2
 SCALE 3/8"=1"



**POURED CONCRETE/
 CONCRETE BLOCK
 SUBSTRATE**



**ALUMINUM / STEEL MEMBER
 SUBSTRATE**

FLORIDA BUILDING CODE (HIGH & NON HIGH VELOCITY HURRICANE ZONE)

**SERIES JAZZ 70000 COMMERCIAL
 OUTSWING ENTRANCE DOOR**

TILECO INC.
 TILLIT TESTING & ENGINEERING COMPANY
 6355 N.W. 36th St., Ste. 305, VIRGINIA GARDENS, FL 33166
 Phone : (305)871-1530 • Fax : (305)871-1531
 CA-0006719
 WALTER A. TILLIT JR. P.E.
 FLORIDA Lic. # 44167

WINDOWS & DOORS

290 WEST 78 ROAD
 HIALEAH, FL 33014
 PH: (954)226-5555/(305)558-8103
 FAX: (305)558-6665
 www.gigwindows.com

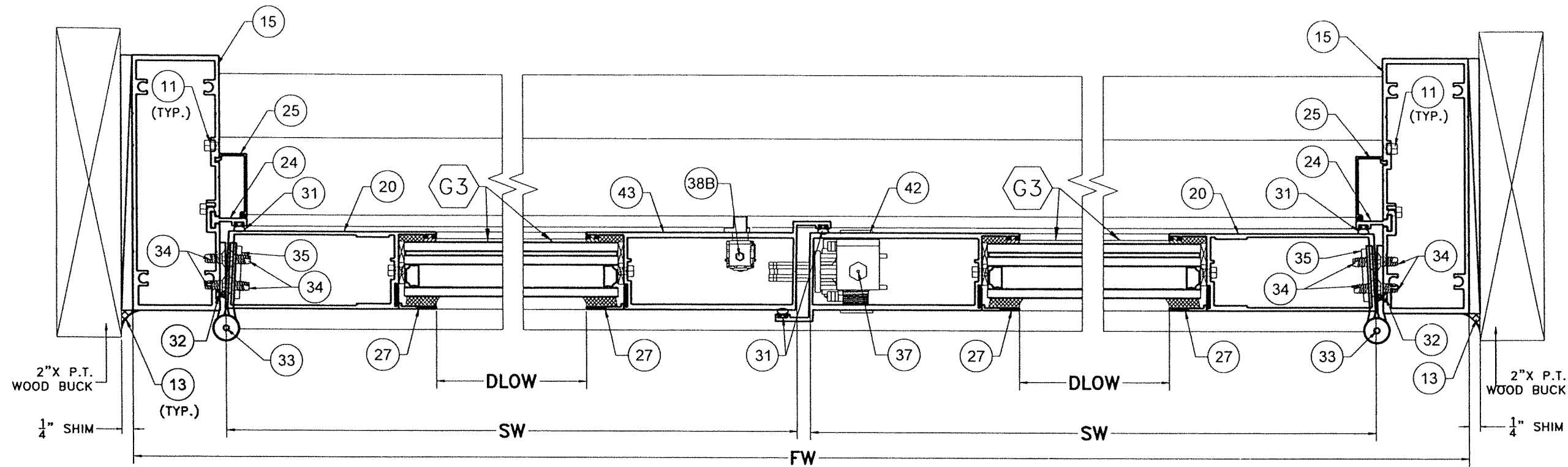
REV. NO.	DESCRIPTION	DATE
1	OLD 21-135	10/7/21
2		
3		

DRAWING No. **23-219**
 SHEET 45 OF 58

No. 44167
 STATE OF FLORIDA
 PROFESSIONAL ENGINEER
 WALTER A. TILLIT JR.
 LICENSE

19/2023

P.E. SEAL/SIGNATURE/DATE



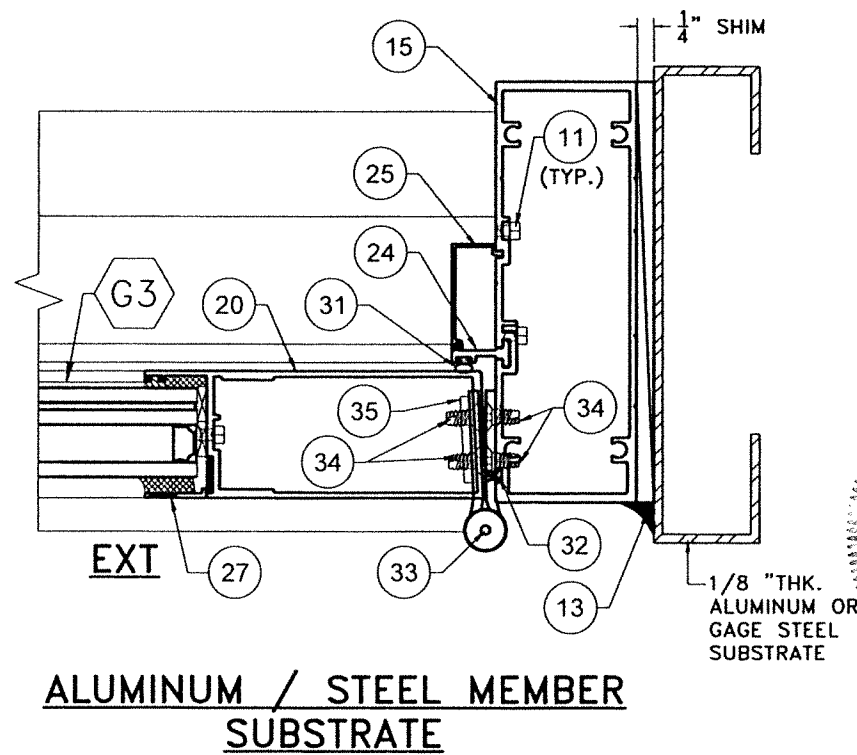
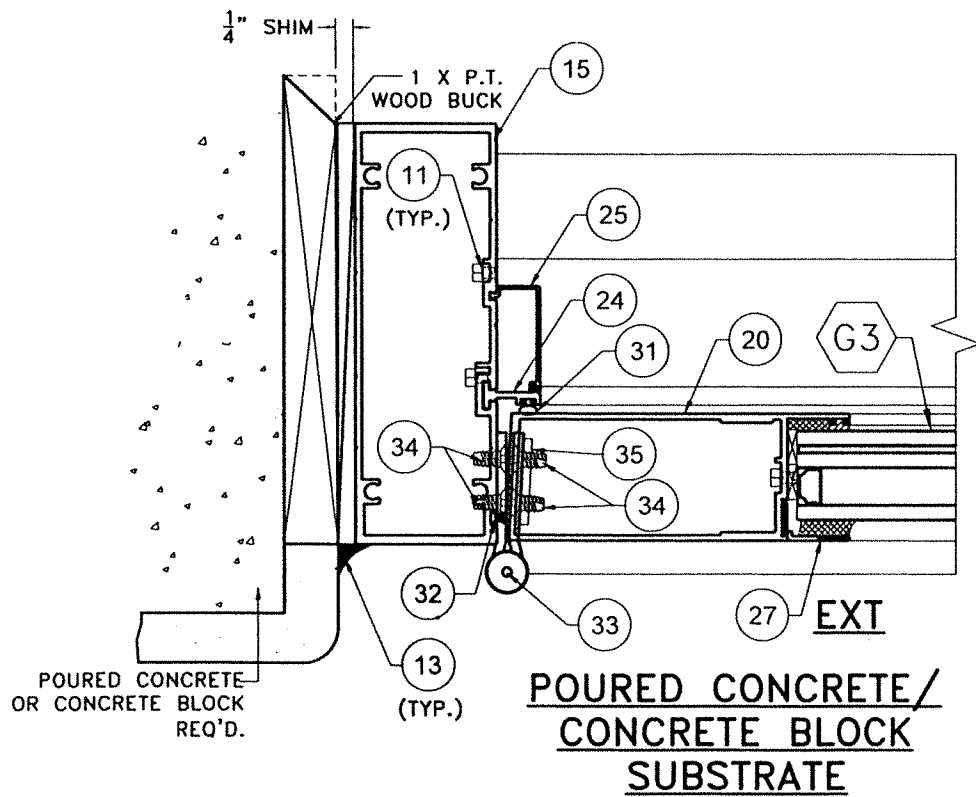
EXTERIOR

WOOD SUBSTRATE

SECTION B1-B1

OPTIONAL SYSTEM # 2

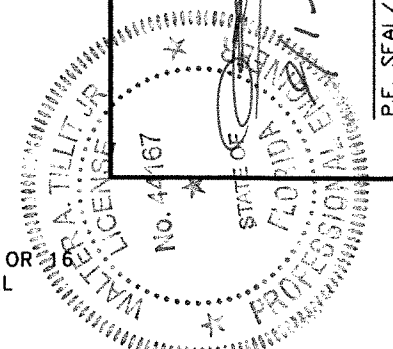
SCALE 3/8"=1"



FLORIDA BUILDING CODE (HIGH & NON HIGH VELOCITY HURRICANE ZONE)

SERIES JAZZ 70000 COMMERCIAL
OUTSWING ENTRANCE DOOR

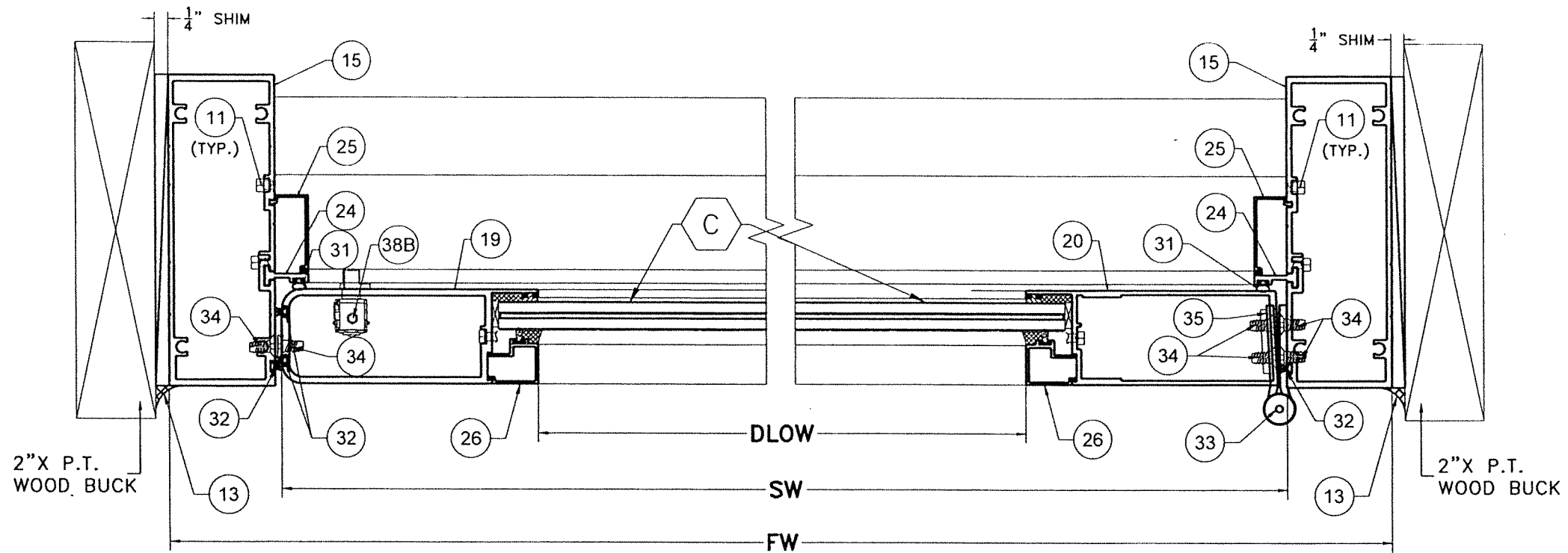
TILECO INC.
TILIT TESTING & ENGINEERING COMPANY
6355 N.W. 36th St., Ste. 305, VIRGINIA GARDENS, FL 33166
Phone : (305)871-1530 . Fax : (305)871-1531
WALTER A. TILIT, JR., P.E.
FLORIDA Lic. # 44167



W.H. DRAWN BY:
09/19/2023 DATE:
23-219 DRAWING No.
SHEET 45A OF 58

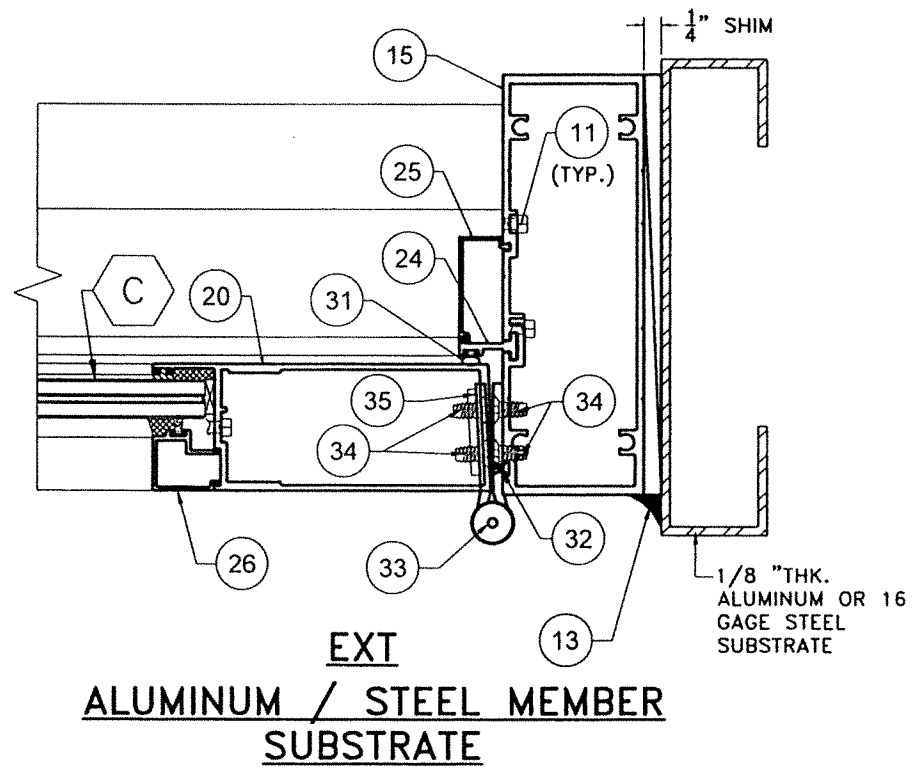
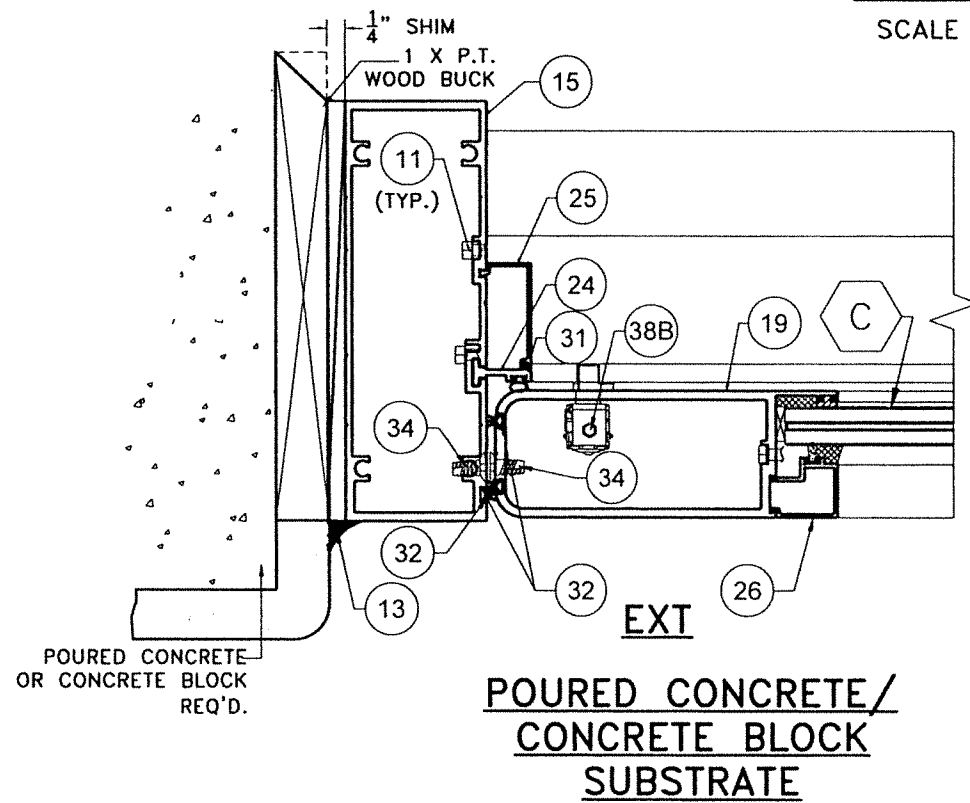
REV. NO.	DESCRIPTION	DATE	REV. No.	DESCRIPTION	DATE
1	OLD 21-135	10/7/21	3		
2			4		

P.E. SEAL/SIGNATURE/DATE



EXTERIOR
WOOD SUBSTRATE
SECTION C-C
OPTIONAL SYSTEM # 2

SCALE 3/8"=1"



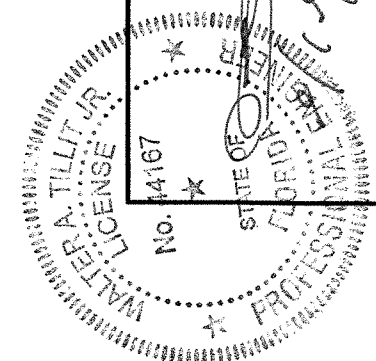
FLORIDA BUILDING CODE (HIGH & NON HIGH VELOCITY HURRICANE ZONE)

SERIES JAZZ 70000 COMMERCIAL
OUTSWING ENTRANCE DOOR

290 WEST 78 ROAD
HIALEAH, FL 33014
PH: (954)226-5555/(305)558-8103
FAX: (305)558-6665
www.gigawindows.com

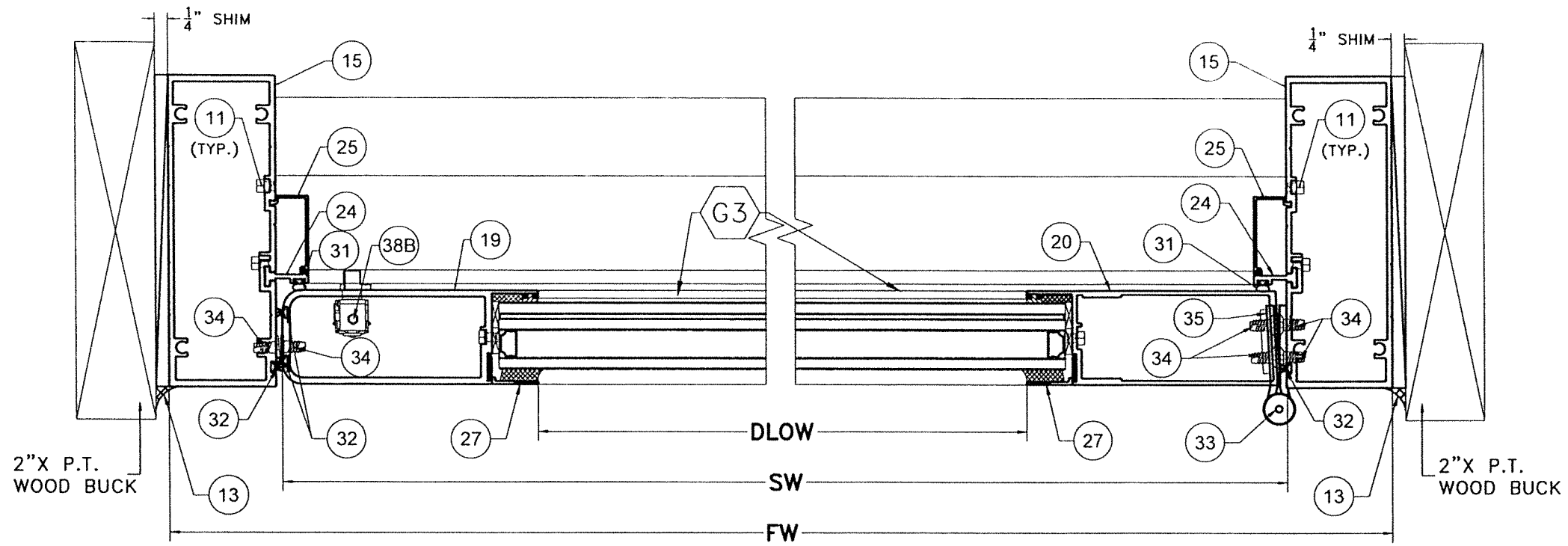
REV. NO.	DESCRIPTION	DATE	REV. NO.	DESCRIPTION	DATE
1	OLD 21-135	10/7/21	3		
2			4		

©2023 TILTECO, INC.
TILTECO INC.
TILLIT TESTING & ENGINEERING COMPANY
8355 N.W. 38th St., Ste. 305, VIRGINIA GARDENS, FL 33166
Phone: (305)871-1530, Fax: (305)871-1531
WALTER A. TILLIT Jr., P.E.
FLORIDA Lic. # 44167



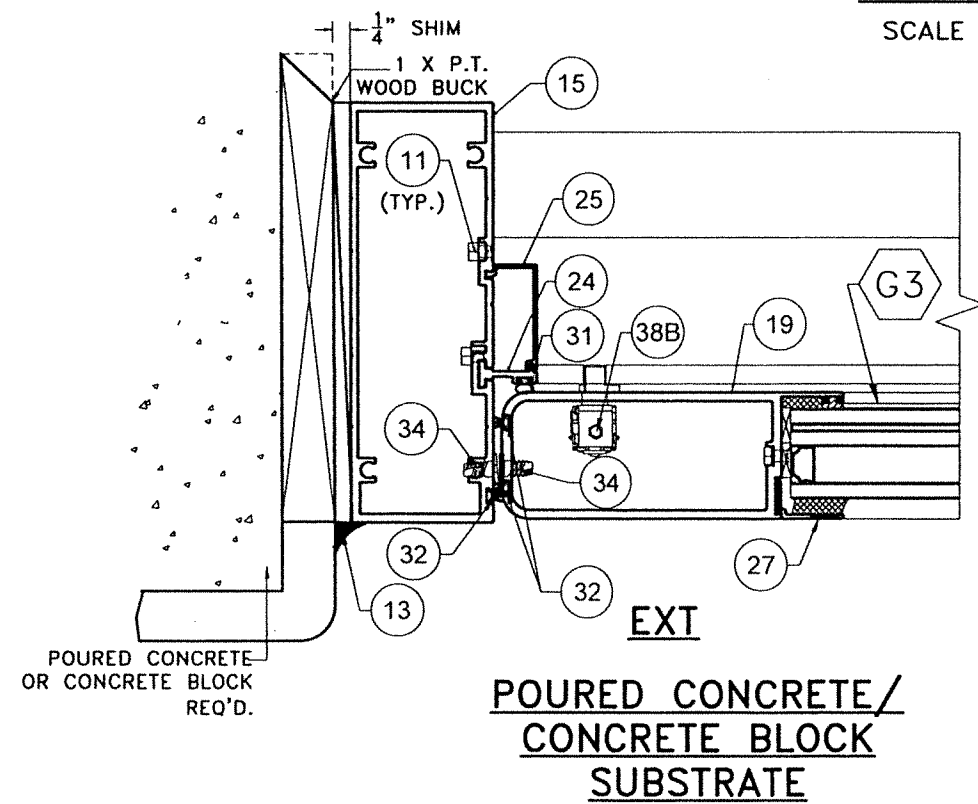
P.E. SEAL/SIGNATURE/DATE

W.H
DRAWN BY:
09/19/2023
DATE:
23-219
DRAWING No.
SHEET 46 OF 58

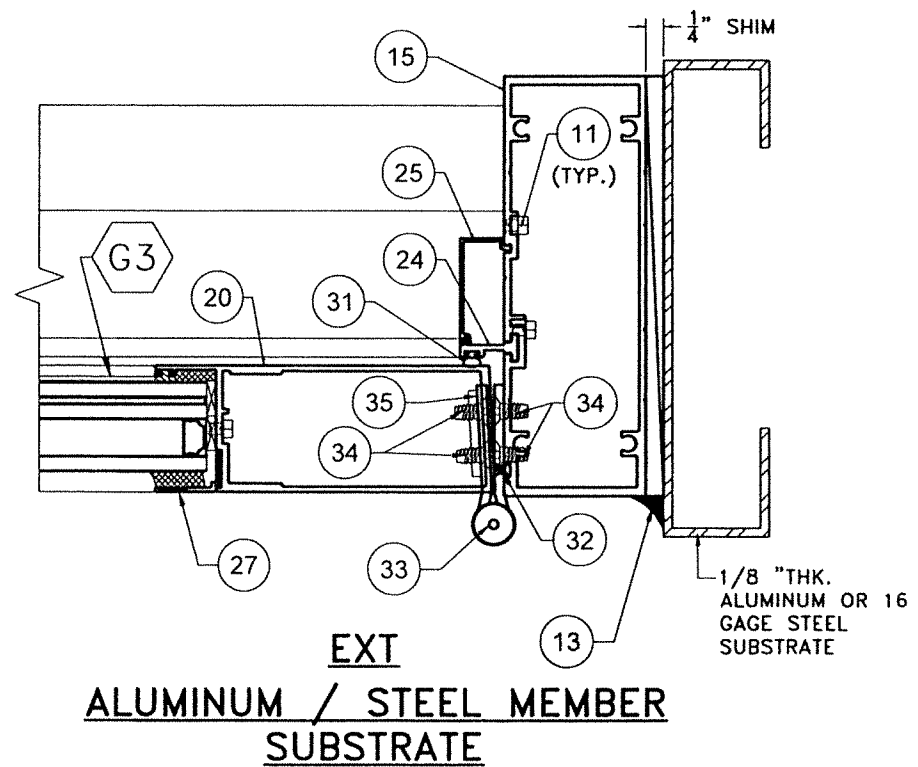


EXTERIOR
WOOD SUBSTRATE
SECTION C1-C1
OPTIONAL SYSTEM # 2

SCALE 3/8"=1"



EXT
POURED CONCRETE /
CONCRETE BLOCK
SUBSTRATE



EXT
ALUMINUM / STEEL MEMBER
SUBSTRATE

FLORIDA BUILDING CODE (HIGH & NON HIGH VELOCITY HURRICANE ZONE)

SERIES JAZZ 70000 COMMERCIAL
OUTSWING ENTRANCE DOOR

290 WEST 78 ROAD
HIALEAH, FL 33014
PH: (954)226-5555/(305)558-8103
FAX: (305)558-6665
www.gigwindows.com


WINDOWS & DOORS
GIG

REV. NO	DATE	REV. NO	DESCRIPTION	DATE
1	10/7/21	3		
2		4		

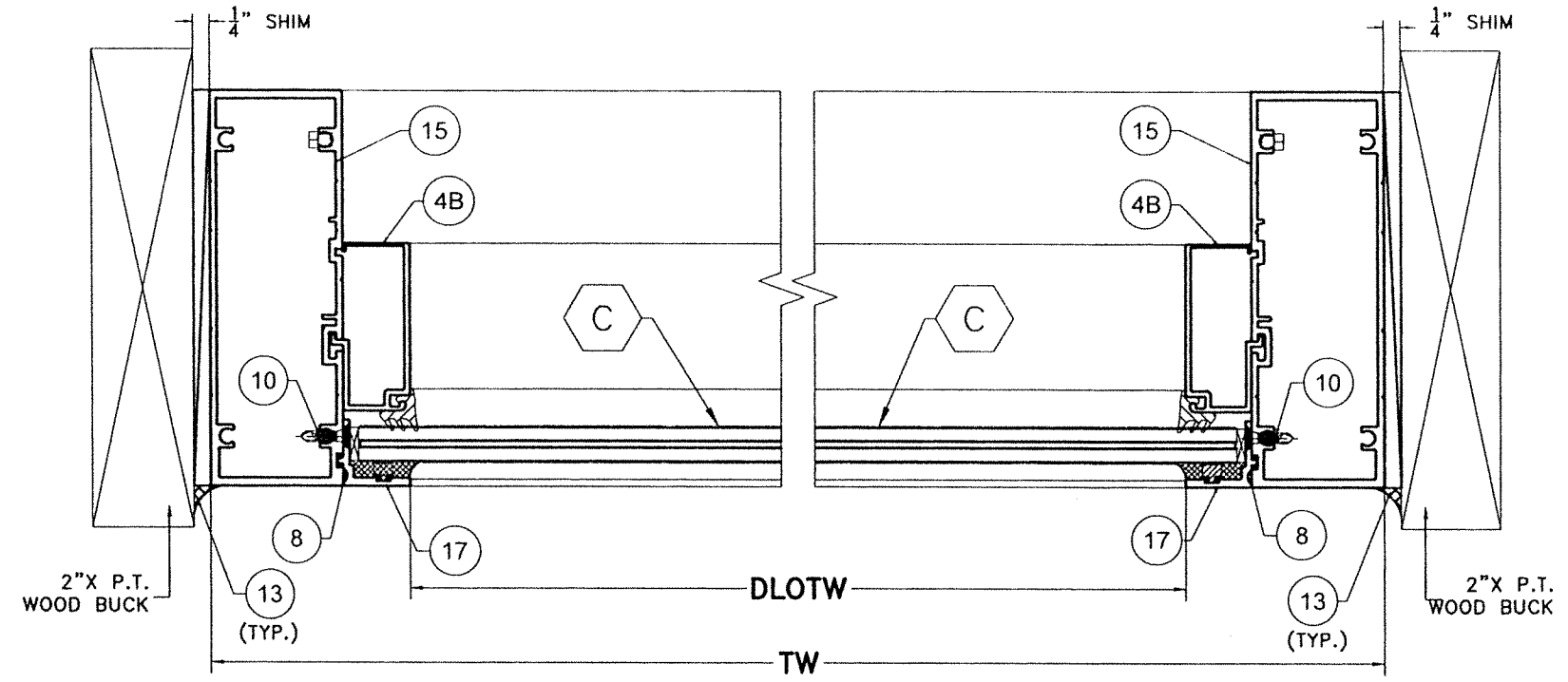
23-219

DRAWING No.
SHEET 46AOF 58

TILECO INC.
TILLIT TESTING & ENGINEERING COMPANY
6355 N.W. 36th St., Ste. 305, VIRGINIA GARDENS, FL 33166
Phone: (305)871-1530, Fax: (305)871-1531
WALTER A. TILLIT Jr., P.E.
FLORIDA Lic. # 44167

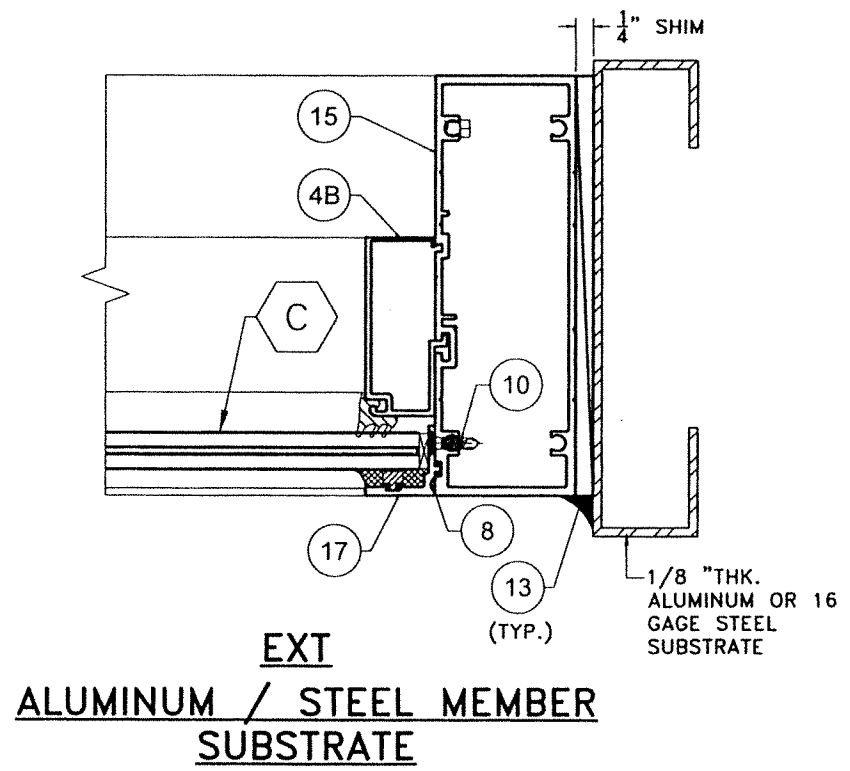
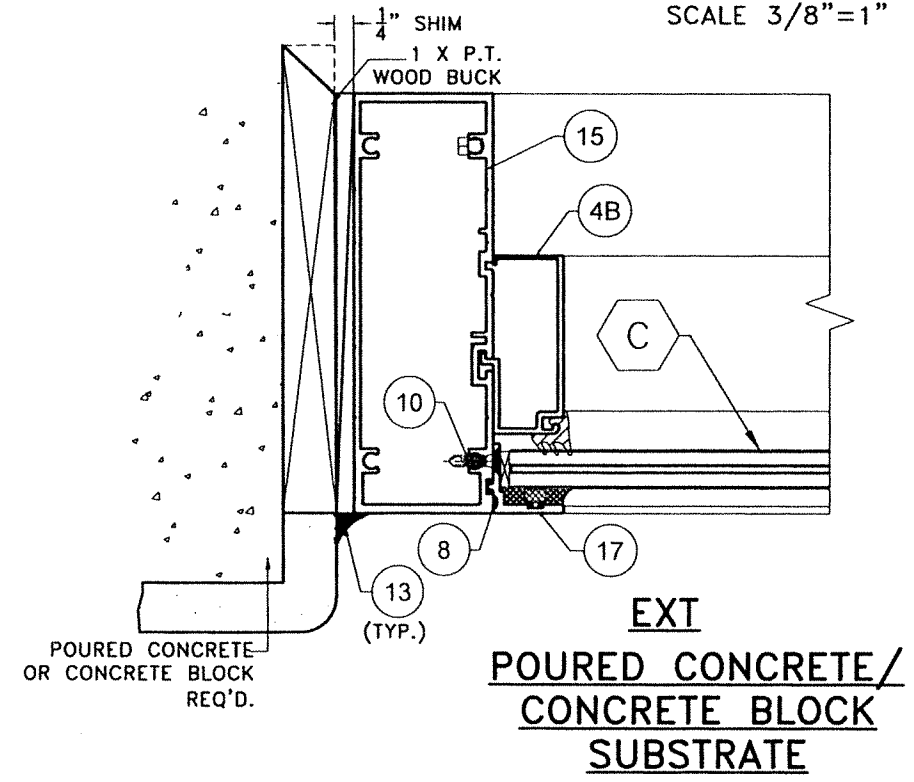


P.E. SEAL/SIGNATURE/DATE



**EXTERIOR
WOOD SUBSTRATE
SECTION D-D
OPTIONAL SYSTEM # 2**

SCALE 3/8"=1"



FLORIDA BUILDING CODE (HIGH & NON HIGH VELOCITY HURRICANE ZONE)

**SERIES JAZZ 70000 COMMERCIAL
OUTSWING ENTRANCE DOOR**

290 WEST 78TH ROAD
HIALEAH, FL 33014
PH: (954)226-5553/(305)558-8103
FAX: (305)558-6665
www.gjwindows.com

TILECO INC.
TILLIT TESTING & ENGINEERING COMPANY
6355 N.W. 36th St., Ste. 305, VIRGINIA GARDENS, FL 33186
Phone : (305)871-1530, Fax : (305)871-1531
CA-0006719
WALTER A. TILLIT Jr. P.E.
FLORIDA Lic. # 44167


W.H

DRAWN BY:

09/19/2023
DATE:

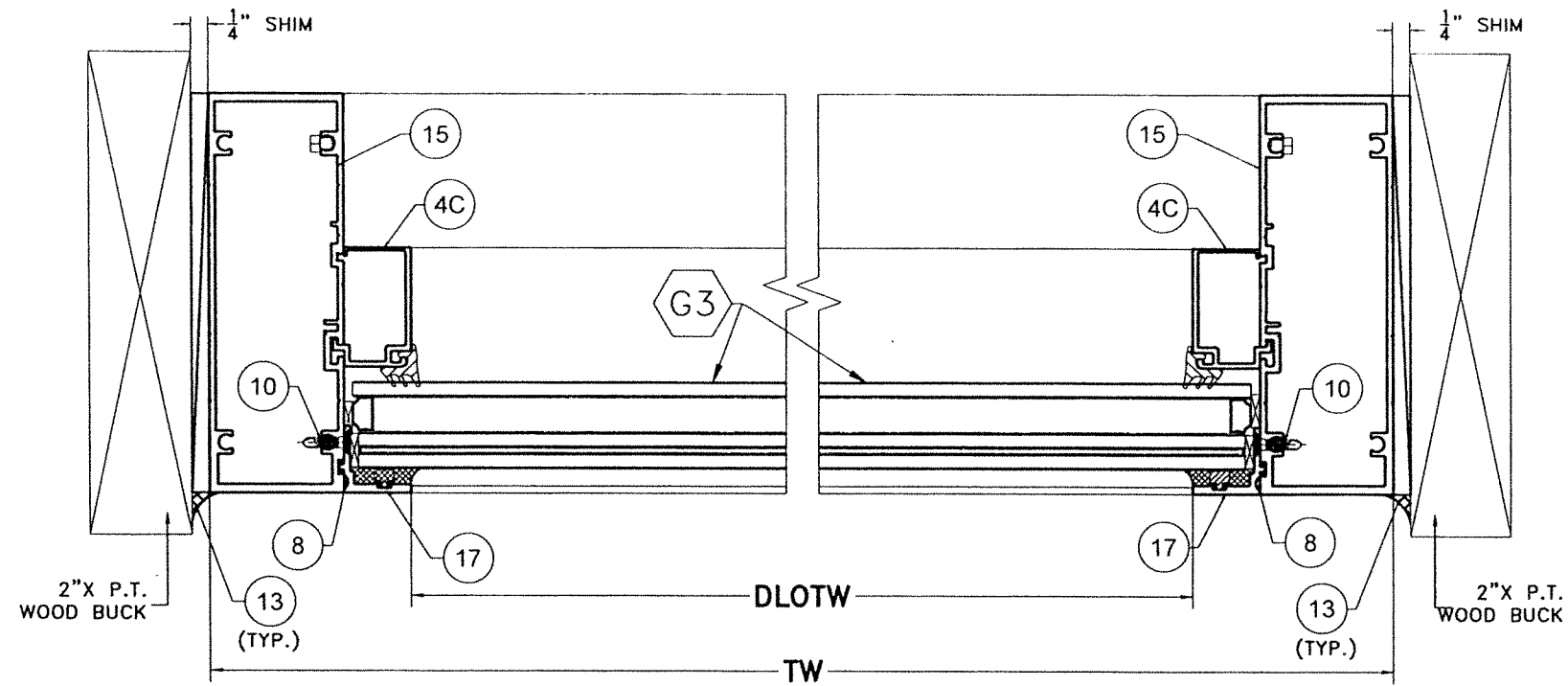
23-219
DRAWING No.

SHEET 47 OF 58



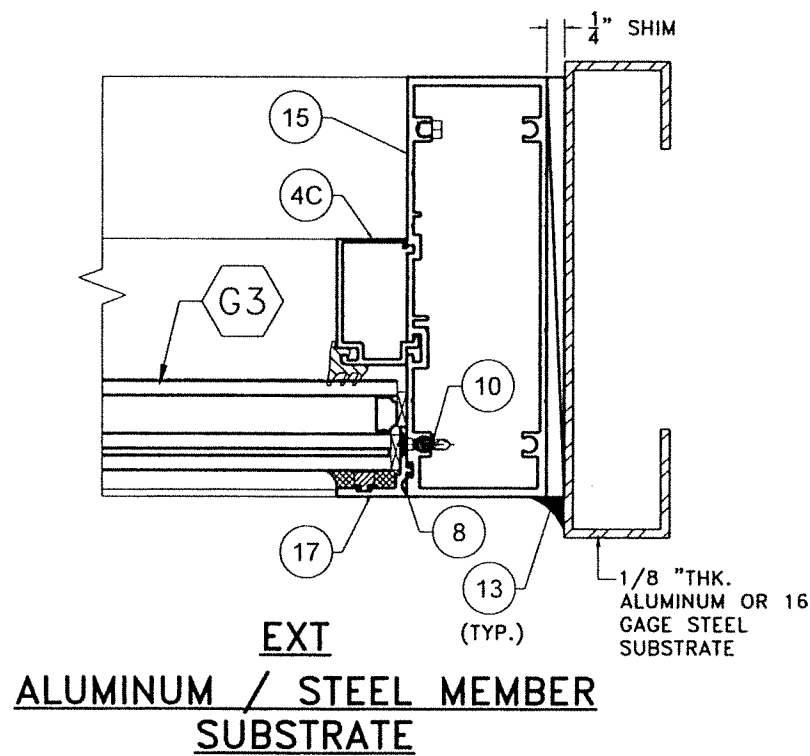
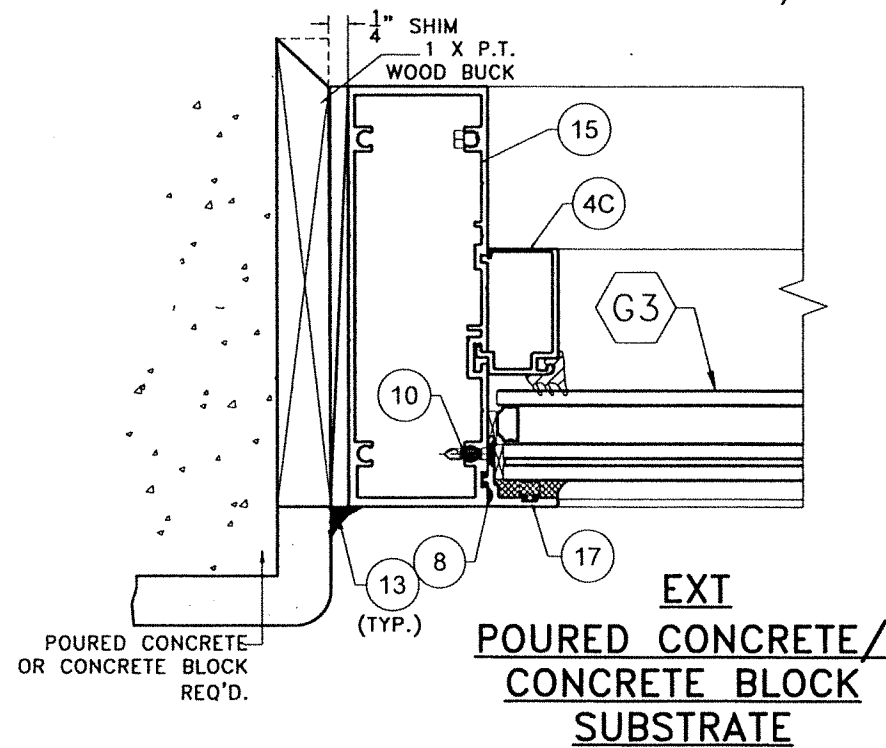
Walter A. Tillit Jr.
9/19/2023

P.E. SEAL/SIGNATURE/DATE



**EXTERIOR
WOOD SUBSTRATE
SECTION D1-D1
OPTIONAL SYSTEM # 2**

SCALE 3/8"=1"



FLORIDA BUILDING CODE (HIGH & NON HIGH VELOCITY HURRICANE ZONE)

**SERIES JAZS 7000 COMMERCIAL
OUTSWING ENTRANCE DOOR**

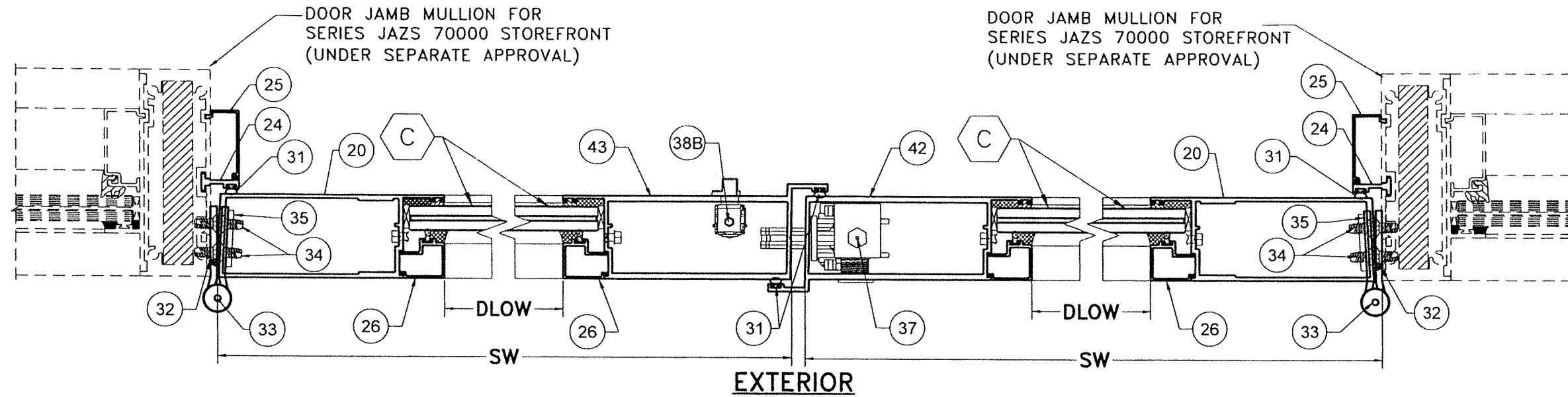
DRAWN BY:
09/19/2023
DATE:
23-219
DRAWING No.
SHEET 47A OF 58

290 WEST 78 ROAD
HALEAH, FL 33014
PH: (954)226-5555/(305)558-8103
FAX: (305)558-6665
www.gigwindows.com

WINDOWS & DOORS
REV. NO. 1
DESCRIPTION OLD 21-135
DATE 10/7/21
REV. NO. 2
DESCRIPTION
DATE

©2023 TILTECO, INC.
TILTECO INC.
TILLIT TESTING & ENGINEERING COMPANY
6355 N.W. 36th St., Ste. 305, VIRGINIA GARDENS, FL 33166
Phone: (305)871-1530, Fax: (305)871-1531
WALTER A. TILLIT Jr., P.E.
FLORIDA Lic. # 44167

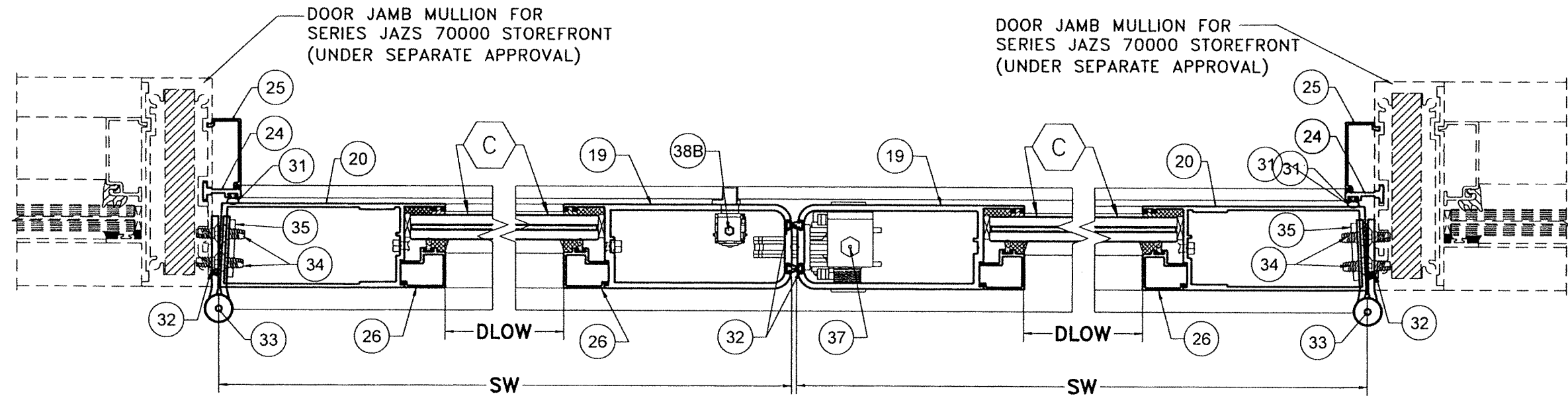
No. 44167
STATE OF FLORIDA
WALTER A. TILLIT JR.
LICENSE
PROFESSIONAL ENGINEER
10/19/2023
P.E. SEAL/SIGNATURE/DATE



**DOOR WITH STOREFRONT
SECTION E-E**

OPTIONAL SYSTEM # 2

SCALE 3/8"=1"



**DOOR WITH STOREFRONT
SECTION F-F**

OPTIONAL SYSTEM # 2


SCALE 3/8"=1"

FLORIDA BUILDING CODE (HIGH & NON HIGH VELOCITY HURRICANE ZONE)

SERIES JAZS 70000 COMMERCIAL
OUTSWING ENTRANCE DOOR

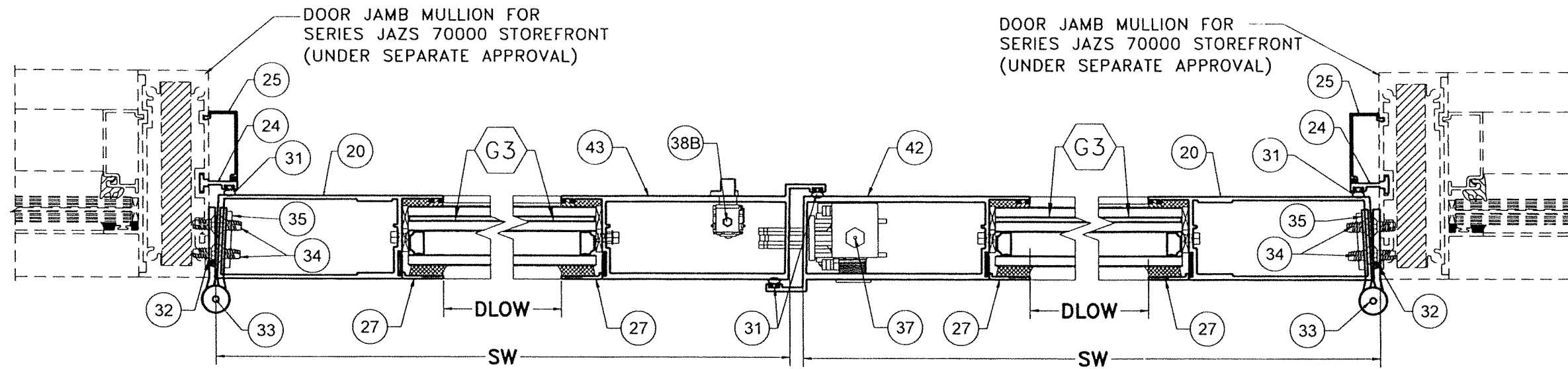
WINDOWS & DOORS	DATE	REV. NO.	DESCRIPTION
1	10/7/21	3	
2		4	

©2023 TILTECO, INC.
TILTECO INC.
TILLIT TESTING & ENGINEERING COMPANY
6355 N.W. 36th St., Ste. 305, VIRGINIA GARDENS, FL 32166
Phone: (305)871-1530 Fax: (305)871-1531
CA-0006719
WALTER A. TILLIT JR. P.E.
FLORIDA Lic. # 44167



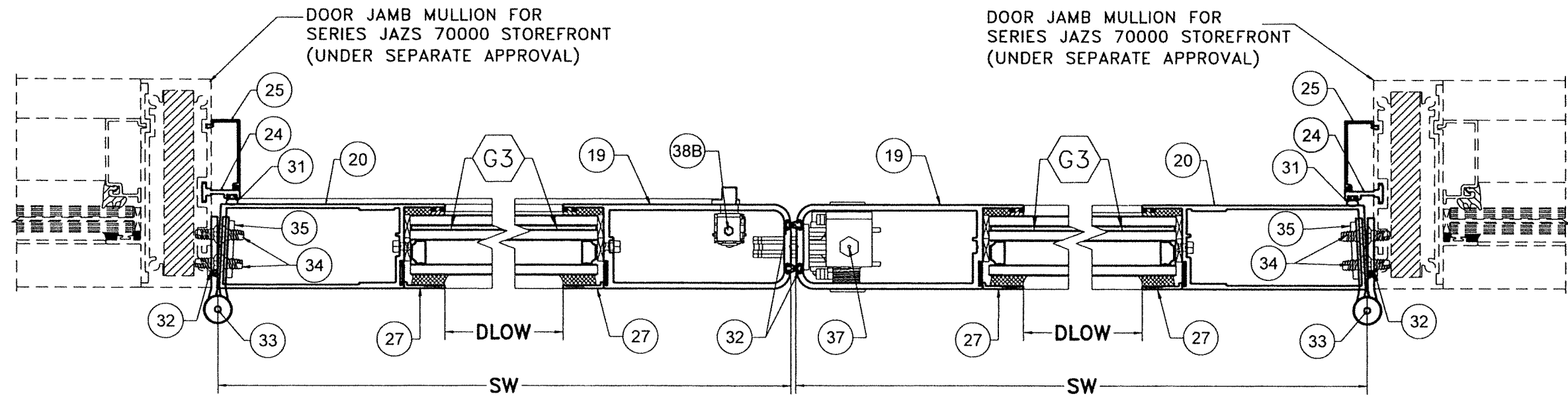
P.E. SEAL/SIGNATURE/DATE

W.H. DRAWN BY: 09/19/2023 DATE: 23-219 DRAWING No. SHEET 48 OF 58



EXTERIOR
**DOOR WITH STOREFRONT
 SECTION E1-E1
 OPTIONAL SYSTEM # 2**

SCALE 3/8"=1"



EXTERIOR
**DOOR WITH STOREFRONT
 SECTION F1-F1
 OPTIONAL SYSTEM # 2**

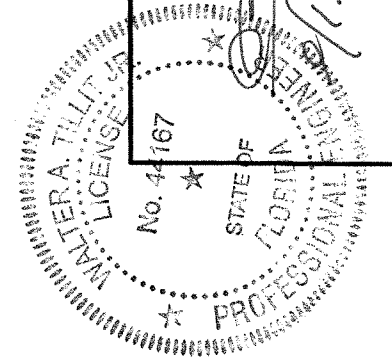
SCALE 3/8"=1"

FLORIDA BUILDING CODE (HIGH & NON HIGH VELOCITY HURRICANE ZONE)

SERIES JAZS 70000 COMMERCIAL
 OUTSWING ENTRANCE DOOR

REV. NO.	DESCRIPTION	DATE	REV. NO.	DESCRIPTION	DATE
1	OLD 21-135	10/7/21	3		
2			4		

©2023 TILTECO, INC.
TILTECO INC.
 TILLIT TESTING & ENGINEERING COMPANY
 6355 N.W. 36th St., Ste. 305, VIRGINIA GARDENS, FL 33166
 Phone: (305)871-1530 Fax: (305)871-1531
 CA-0066719
 WALTER A. TILLIT JR. P.E.
 FLORIDA Lic. # 44167



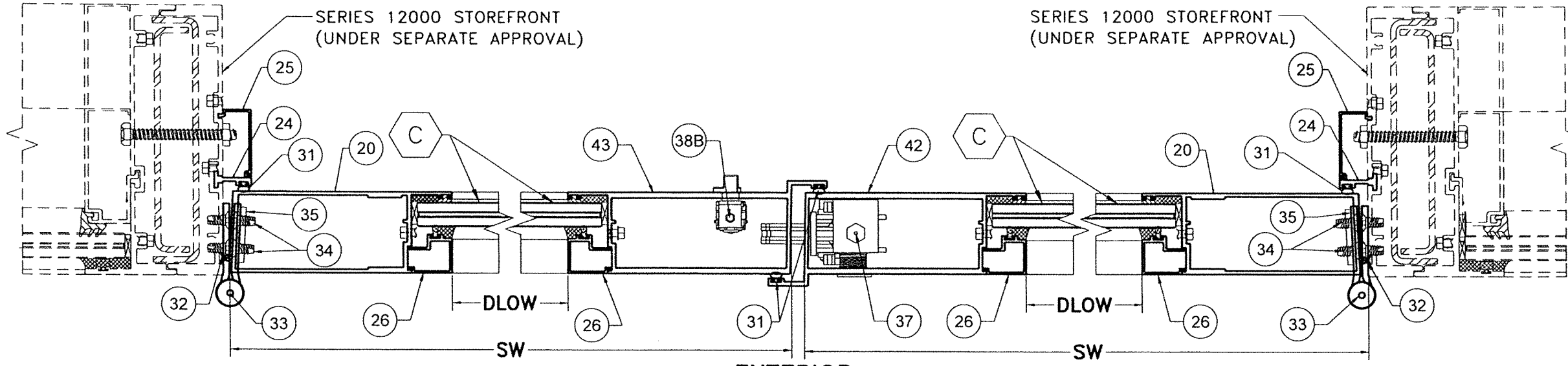
P.E. SEAL/SIGNATURE/DATE

W.H. DRAWN BY:

09/19/2023 DATE:

23-219 DRAWING No.

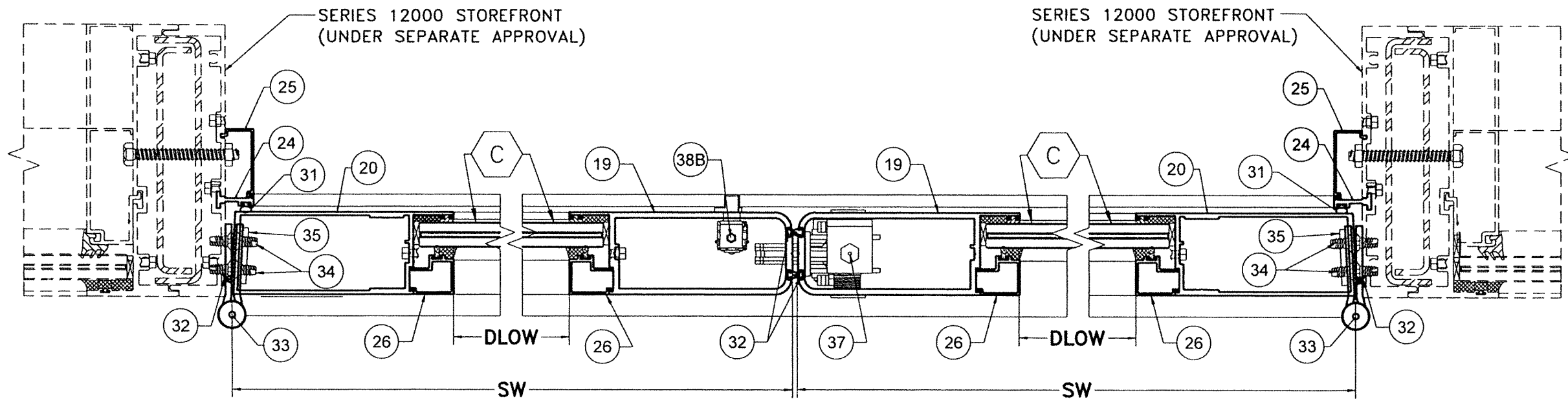
SHEET 48A OF 58



EXTERIOR
DOOR WITH STOREFRONT
SECTION G-G

OPTIONAL SYSTEM # 2

SCALE 3/8"=1"



EXTERIOR
DOOR WITH STOREFRONT
SECTION H-H

OPTIONAL SYSTEM # 2

SCALE 3/8"=1"

FLORIDA BUILDING CODE (HIGH & NON HIGH VELOCITY HURRICANE ZONE)

SERIES JAZZ 70000 COMMERCIAL OUTSWING ENTRANCE DOOR

©2023 TILTECO, INC.

TILTECO INC.
TILLIT TESTING & ENGINEERING COMPANY
4355 N.W. 38th St., Ste. 305, VIRGINIA GARDENS, FL 33186
Phone: (305)871-1530 Fax: (305)871-1531
CA-0006719
WALTER A. TILLIT JR. P.E.
FLORIDA Lic. # 44167

290 WEST 78 ROAD
HALEAH, FL 33014
PH: (954)226-5555/(305)558-8103
FAX: (305)558-6665
www.gigwindows.com

WINDOWS & DOORS

REV. NO	DESCRIPTION	DATE	REV. NO	DESCRIPTION	DATE
1	OLD 21-135	10/7/21	3		
2					

W.H. DRAWN BY: 09/19/2023 DATE: 23-219 DRAWING No. SHEET 49 OF 58

No. 44167

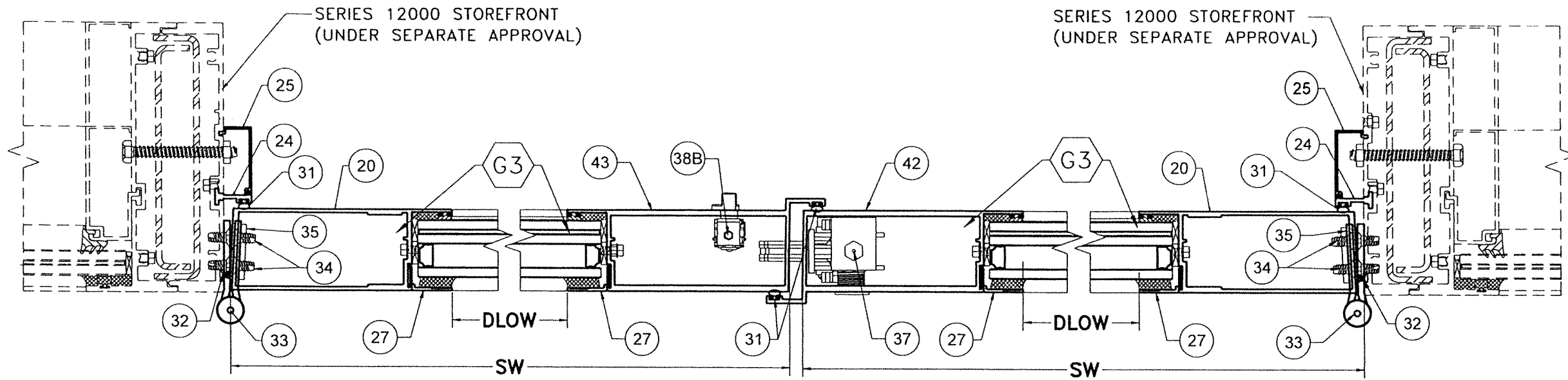
STATE OF FLORIDA

WALTER A. TILLIT JR. P.E.

PROFESSIONAL ENGINEER

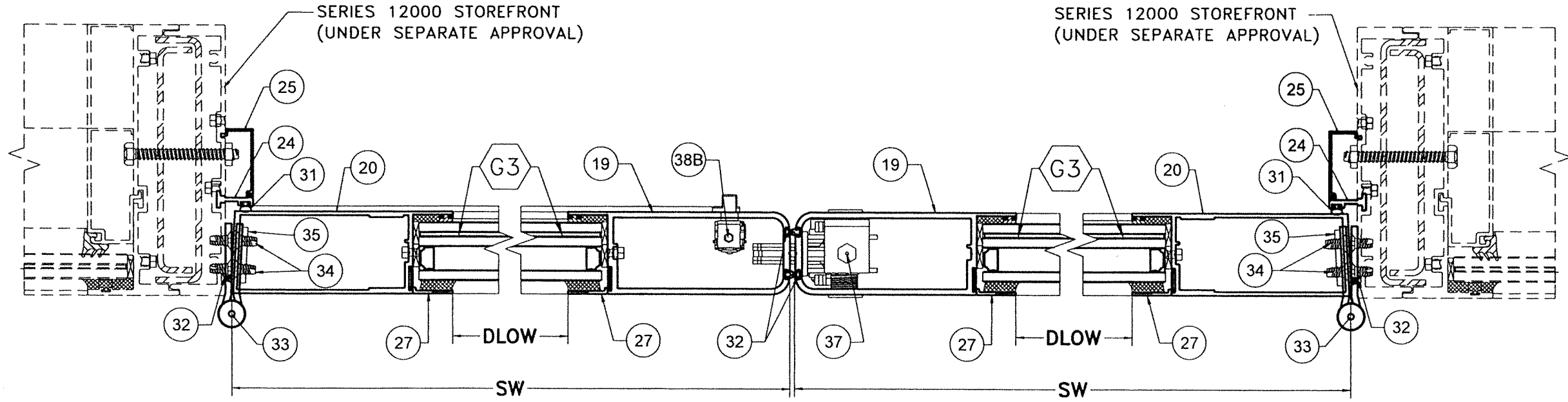
Signature: *Walter A. Tillit Jr.* Date: 10/19/2023

P.E. SEAL/SIGNATURE/DATE



EXTERIOR
DOOR WITH STOREFRONT
SECTION G1-G1
OPTIONAL SYSTEM # 2

SCALE 3/8"=1"



EXTERIOR
DOOR WITH STOREFRONT
SECTION H1-H1
OPTIONAL SYSTEM # 2

SCALE 3/8"=1"

FLORIDA BUILDING CODE (HIGH & NON HIGH VELOCITY HURRICANE ZONE)

SERIES JAZZ 70000 COMMERCIAL
 OUTSWING ENTRANCE DOOR

290 WEST 78th ROAD
 HIALEAH, FL 33014
 PH: (954)226-5555/(305)558-8103
 FAX: (305)558-6665
 www.gigwinow.com
WINDOWS & DOORS

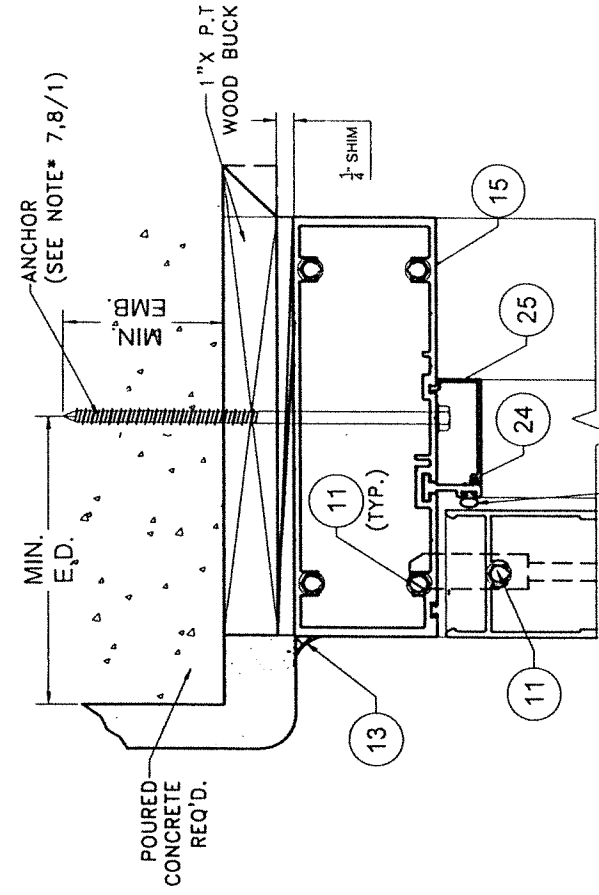
REV. NO	DESCRIPTION	DATE	REV. NO	DESCRIPTION	DATE
1	OLD 21-135	10/7/21	3		
2			4		

TILECO INC.
 TILLIT TESTING & ENGINEERING COMPANY
 6355 N.W. 36th St., Ste. 305, VIRGINIA GARDENS, FL 33166
 Phone : (305)971-1530 Fax : (305)971-1531
 CA-0006719
 WALTER A. TILLIT JR. P.E.
 FLORIDA Lic. # 44167

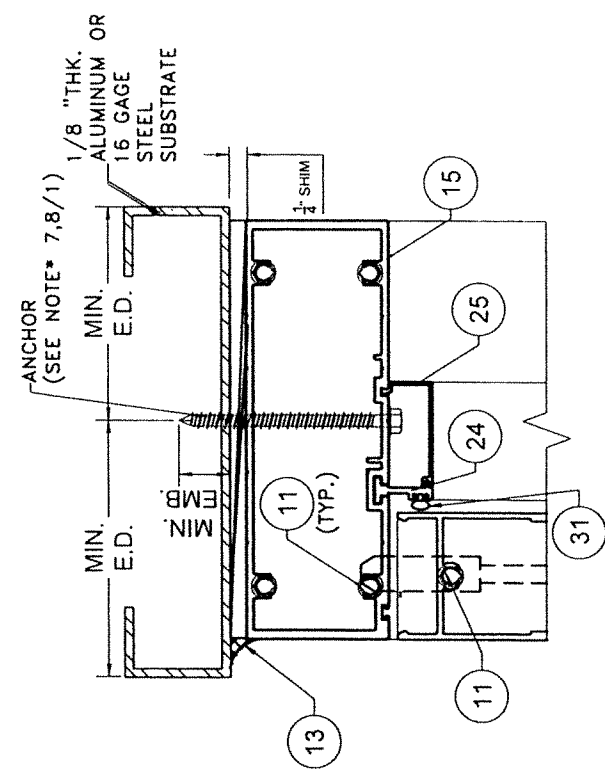
P.E. SEAL/SIGNATURE/DATE

1/9/2023

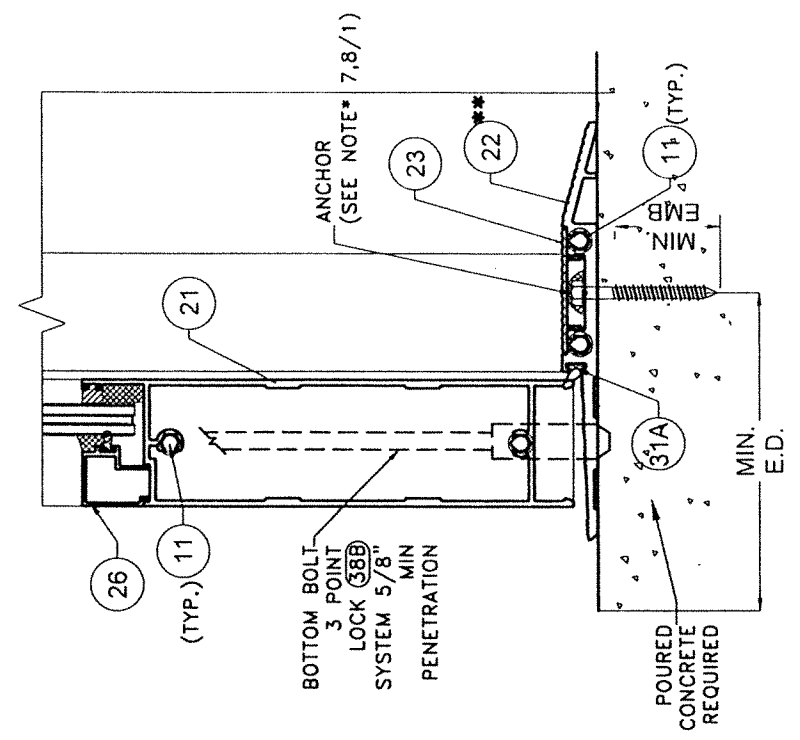
W.H. DRAWN BY:
 09/19/2023 DATE:
 23-219 DRAWING No.
 SHEET 49A OF 58



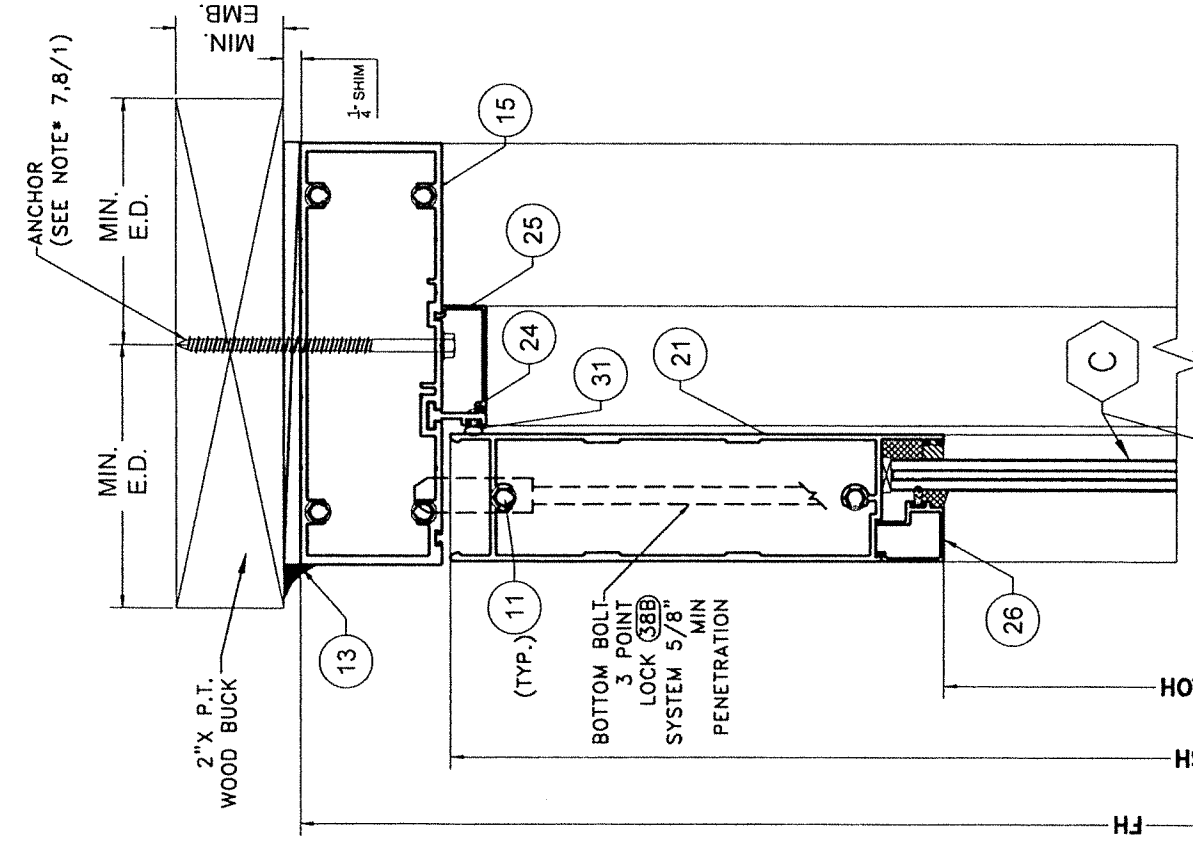
POURED CONCRETE SUBSTRATE



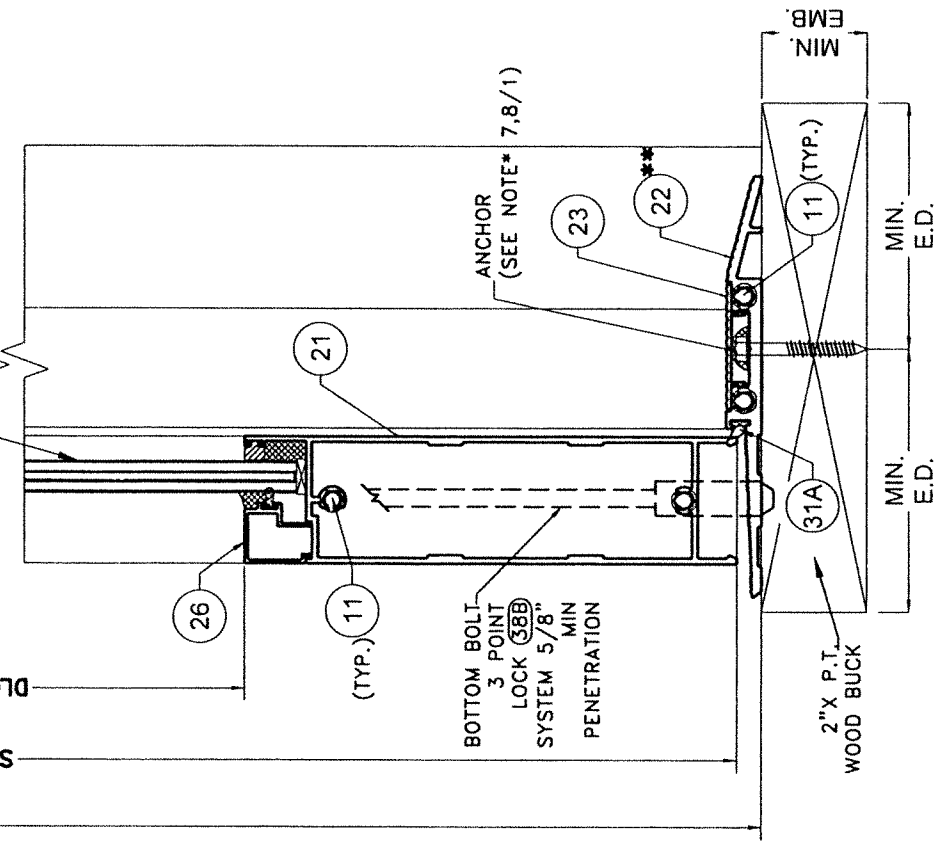
ALUMINUM / STEEL MEMBER SUBSTRATE




POURED CONCRETE SUBSTRATE



WOOD SUBSTRATE SECTION I-I OPTIONAL SYSTEM # 2 SCALE 3/8"=1"



**** SEE SCHEDULE 1 ON SHEET 57 FOR LIMITATIONS**



P.E. SEAL/SIGNATURE/DATE

FLORIDA BUILDING CODE (HIGH & NON HIGH VELOCITY HURRICANE ZONE)

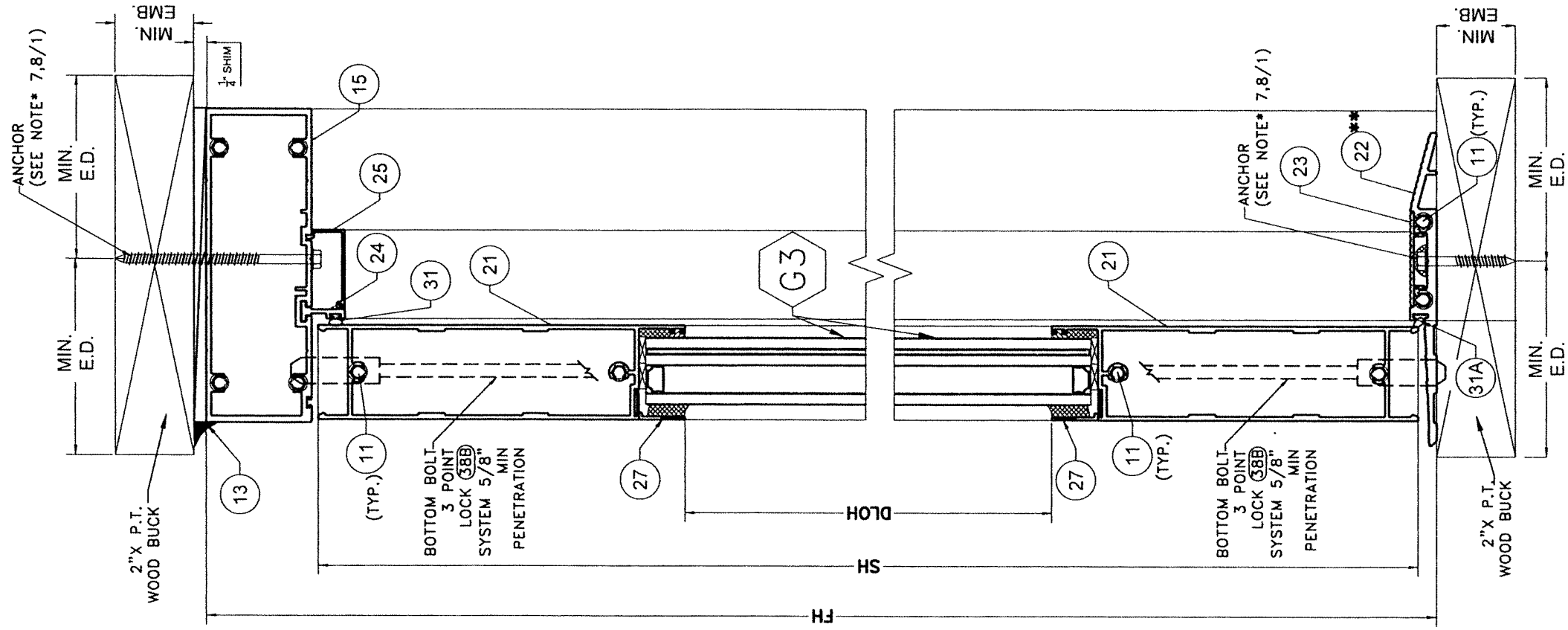
SERIES JAZZ 70000 COMMERCIAL OUTSWING ENTRANCE DOOR

TILECO INC.
 TILLIT TESTING & ENGINEERING COMPANY
 6355 N.W. 38th St., Ste. 305, Virginia Gardens, FL 33166
 Phone: (305)871-1530, Fax: (305)871-1531
 CA-0006719
 WALTER A. TILLIT JR., P.E.
 FLORIDA Lic. # 44167

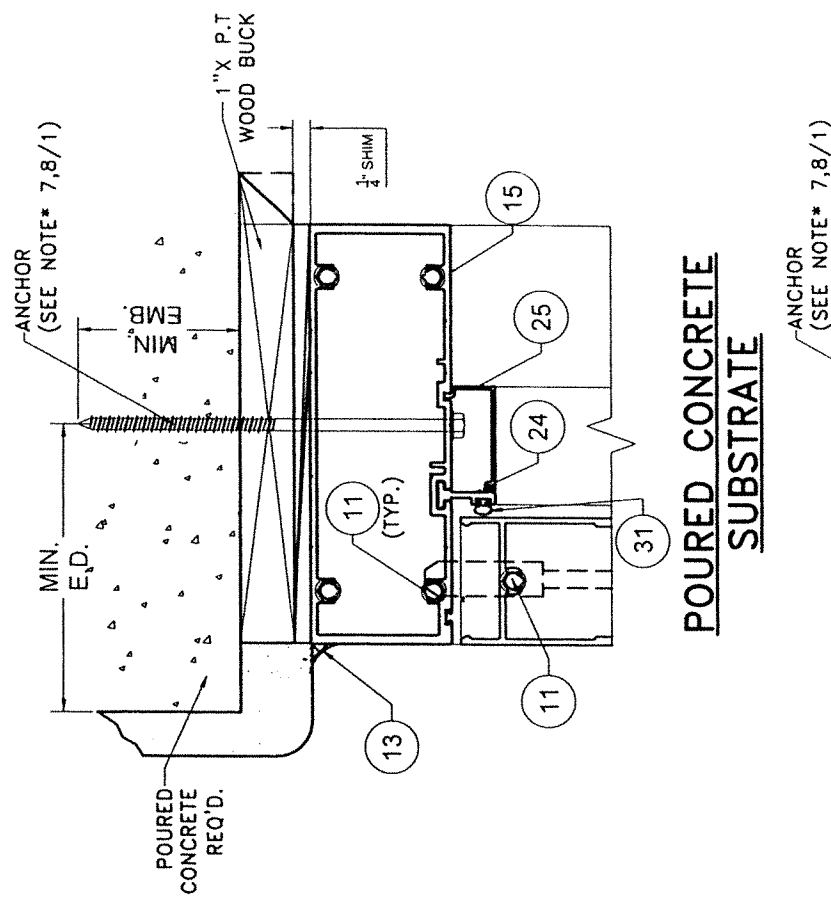
290 WEST 78 ROAD
 HIALEAH, FL 33014
 PH: (954)226-5555/(305)558-8103
 FAX: (305)558-6665
 www.gignowindows.com

REV. NO	DESCRIPTION	DATE	REV. NO	DESCRIPTION	DATE
1		10/7/21	3		
2			4		

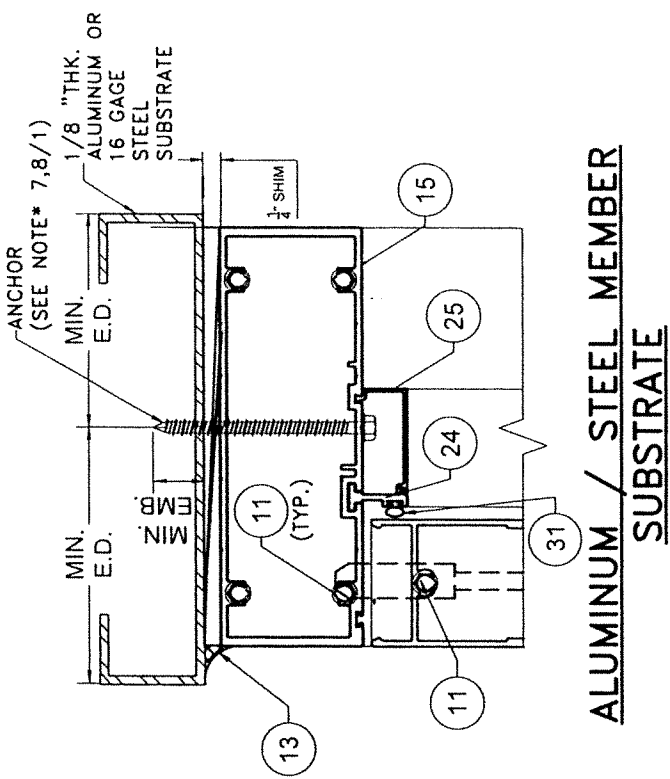
W.H
 DRAWN BY:
 09/19/2023
 DATE:
23-219
 DRAWING NO.
 SHEET 50 OF 58



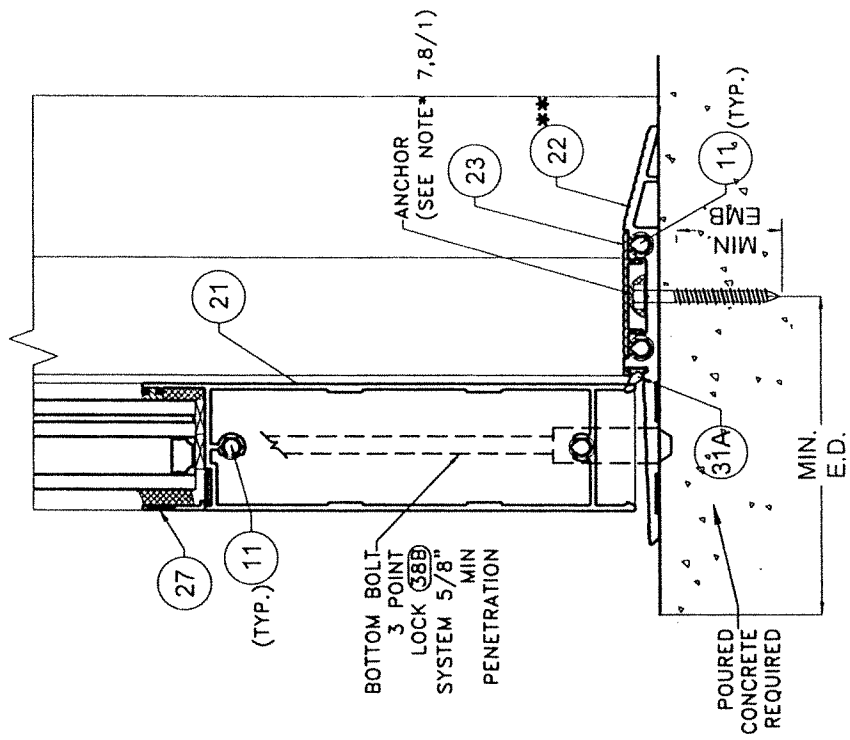
WOOD SUBSTRATE
SECTION I1-II
OPTIONAL SYSTEM # 2
 SCALE 3/8"=1"



POURED CONCRETE
SUBSTRATE




ALUMINUM / STEEL MEMBER
SUBSTRATE



POURED CONCRETE
SUBSTRATE

**** SEE SCHEDULE 1 ON SHEET 57 FOR LIMITATIONS**



Walter A. Tillit, Jr.
 09/19/2023

P.E. SEAL/SIGNATURE/DATE

FLORIDA BUILDING CODE (HIGH & NON HIGH VELOCITY HURRICANE ZONE)

©2023 TILTECO, INC.

TILTECO INC.

TILLIT TESTING & ENGINEERING COMPANY
 6355 N.W. 36th, St., Ste. 305, VIRGINIA GARDENS, FL 33166
 Phone : (305)871-1530 • Fax : (305)871-1531
 CA-0006719
 WALTER A. TILLIT JR. P.E.
 FLORIDA Lic. # 44167

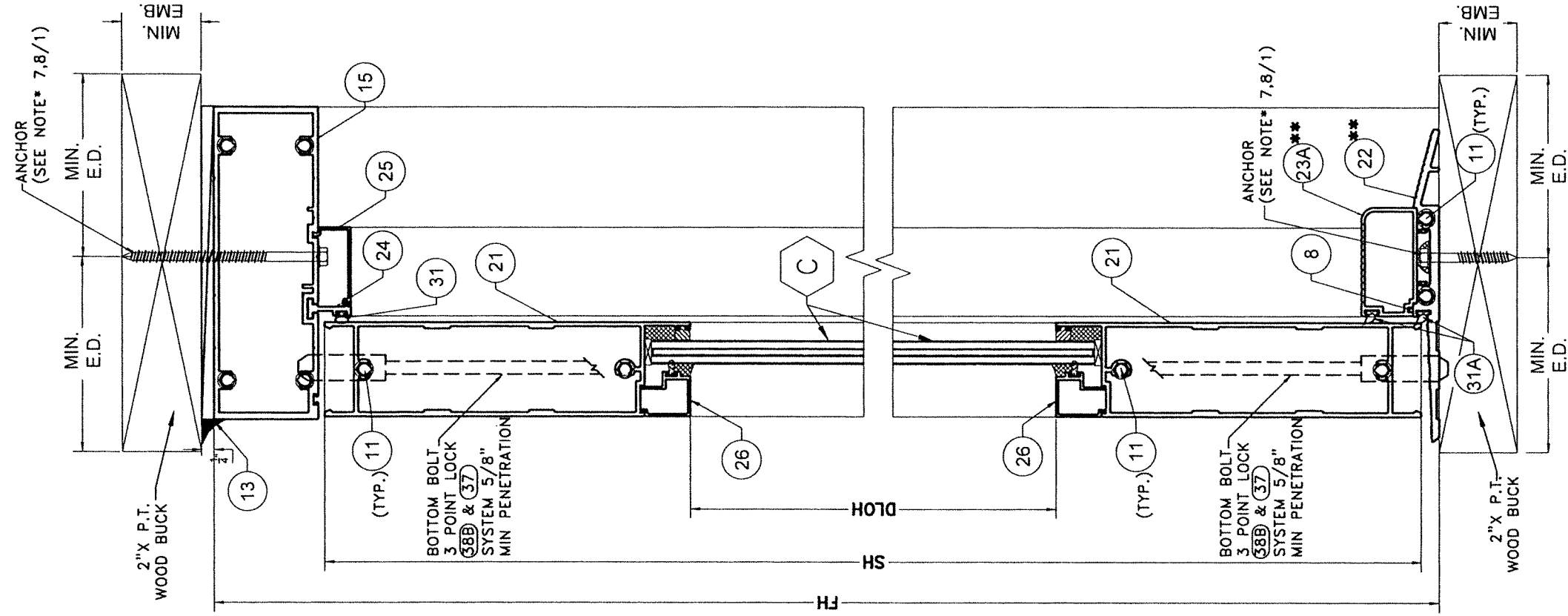
SERIES JAZZ 7000 COMMERCIAL
 OUTSWING ENTRANCE DOOR

280 WEST 78 ROAD
 HIALEAH, FL 33014
 PH: (954)226-5555/(305)558-8103
 FAX: (305)558-6665
 www.gigwindows.com

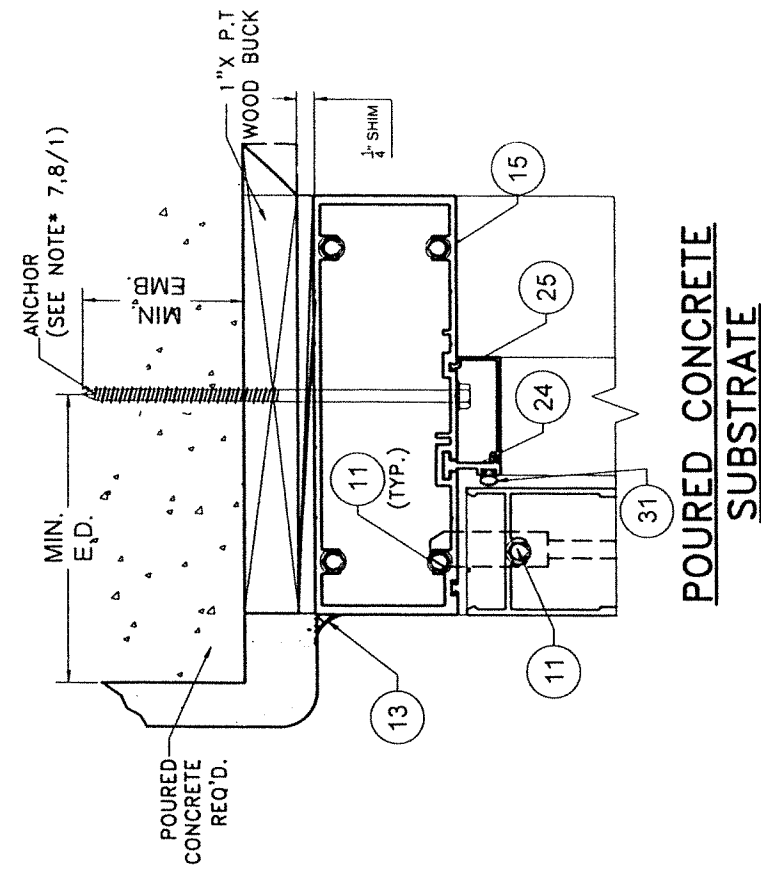
WINDOWS & DOORS

REV. NO	DESCRIPTION	DATE	REV. NO	DESCRIPTION	DATE
1	OLD 21-135	10/7/21	3		
2			4		

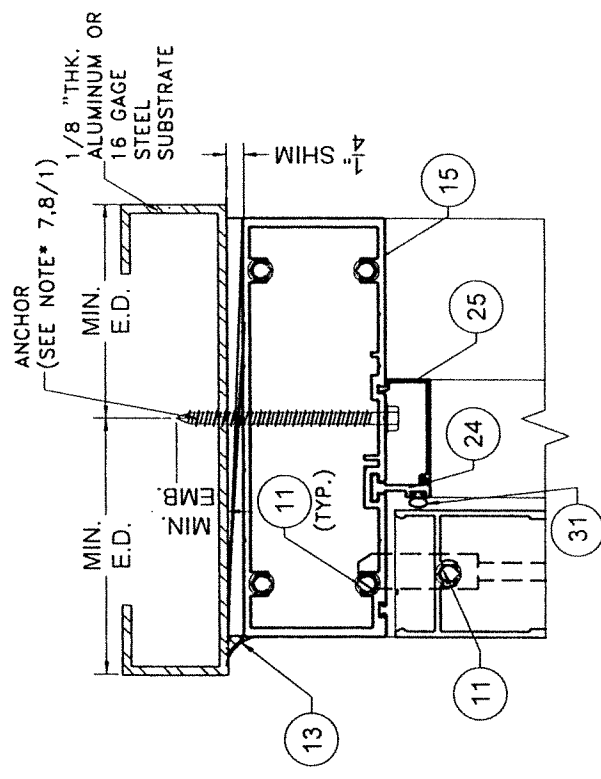
W.H
 DRAWN BY:
 09/19/2023
 DATE:
23-219
 DRAWING No.
 SHEET 50A OF 58



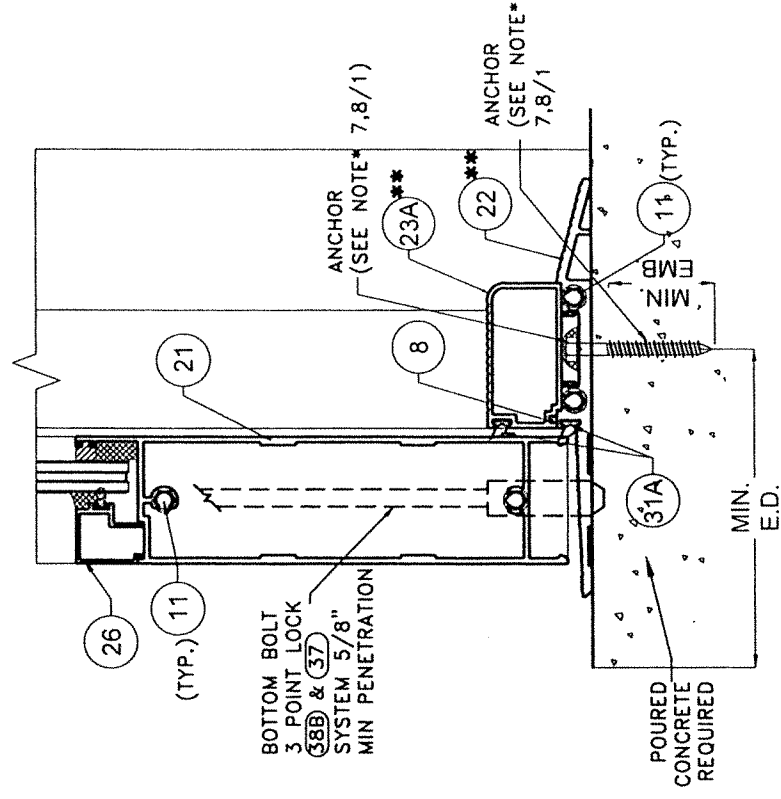
WOOD SUBSTRATE
SECTION J-J
OPTIONAL SYSTEM # 2
 SCALE 3/8" = 1"



POURED CONCRETE SUBSTRATE

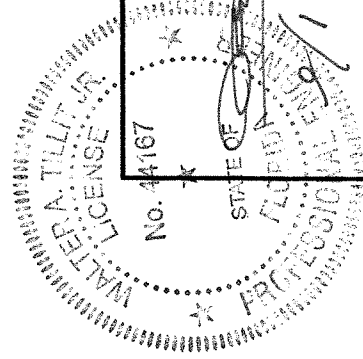


ALUMINUM / STEEL MEMBER SUBSTRATE



POURED CONCRETE SUBSTRATE

**** SEE SCHEDULE 1 ON SHEET 57 FOR LIMITATIONS**



P.E. SEAL/SIGNATURE/DATE

FLORIDA BUILDING CODE (HIGH & NON HIGH VELOCITY HURRICANE ZONE)

SERIES JAZZ 70000 COMMERCIAL OUTSWING ENTRANCE DOOR

280 WEST 78 ROAD
 HIALEAH, FL. 33014
 PH: (954)226-5555/(305)558-8103
 FAX: (305)558-6665
 www.gigwindows.com

TILECO INC.
 TILLIT TESTING & ENGINEERING COMPANY
 6355 N.W. 39th. St., Ste. 305, VIRGINIA GARDENS, FL 33166
 Phone : (305)871-1530 - Fax : (305)871-1531
 CA-0006719
 WALTER A. TILLIT JR. P.E.
 FLORIDA Lic. # 44167

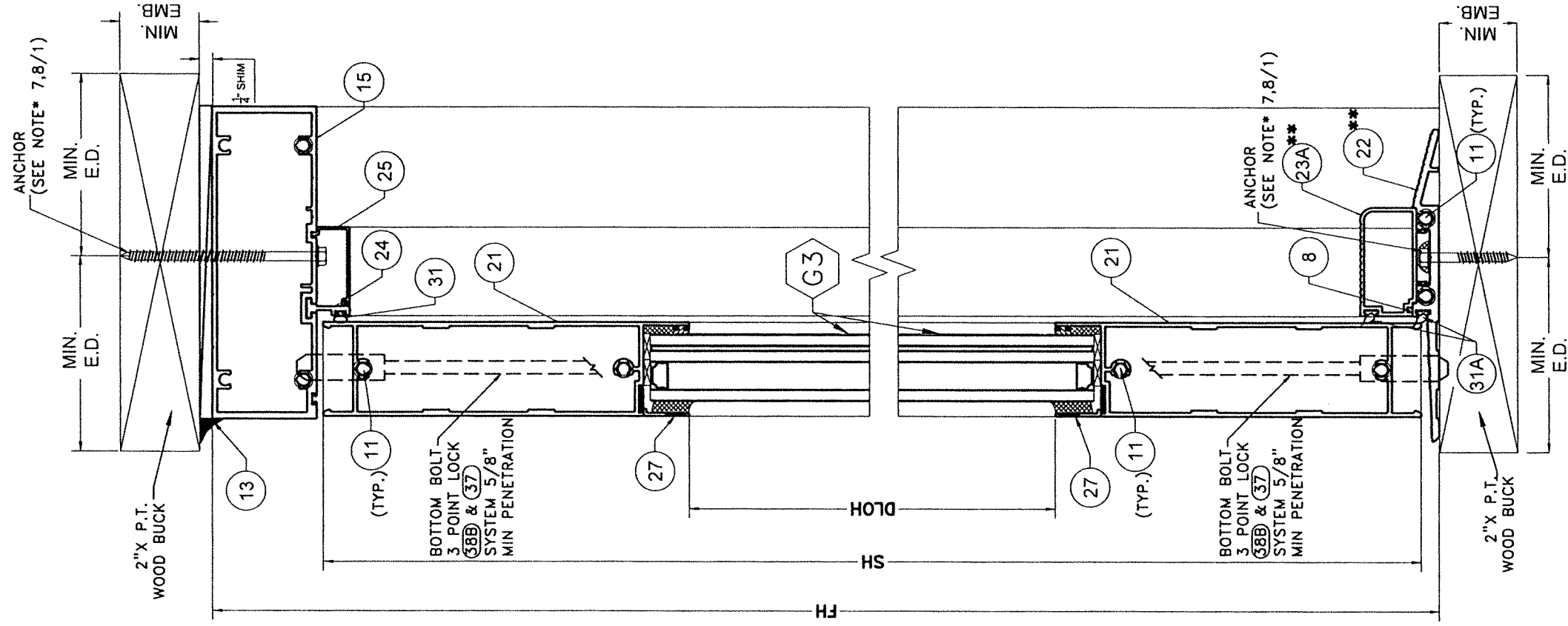
REV. NO	DESCRIPTION	DATE	REV. NO	DESCRIPTION	DATE
1	OLD 21-135	10/7/21	3		
2					

W.H. DRAWN BY:

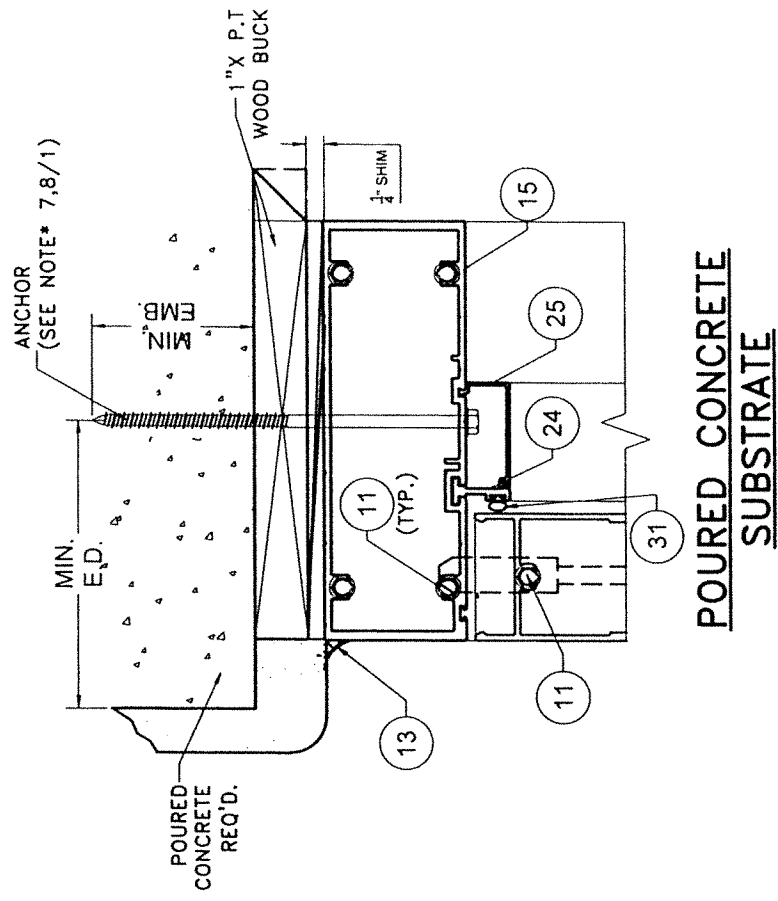
09/19/2023 DATE:

23-219 DRAWING No.

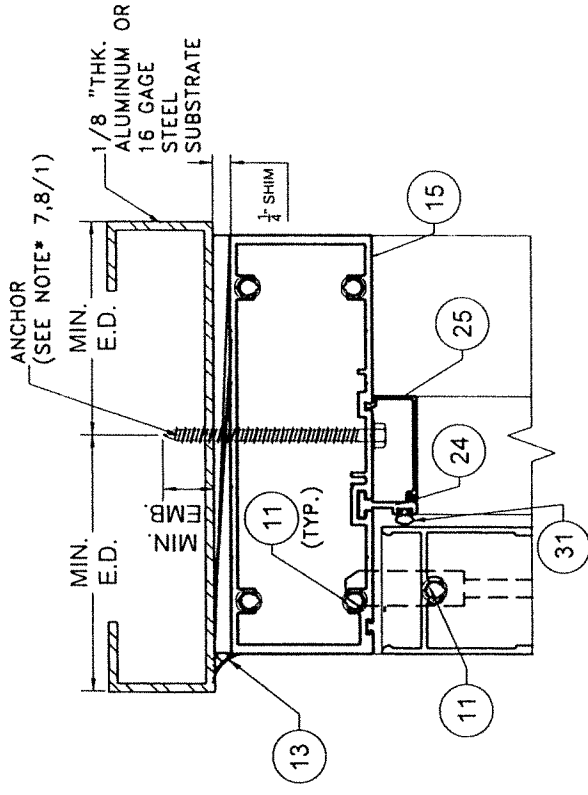
SHEET 51 OF 58



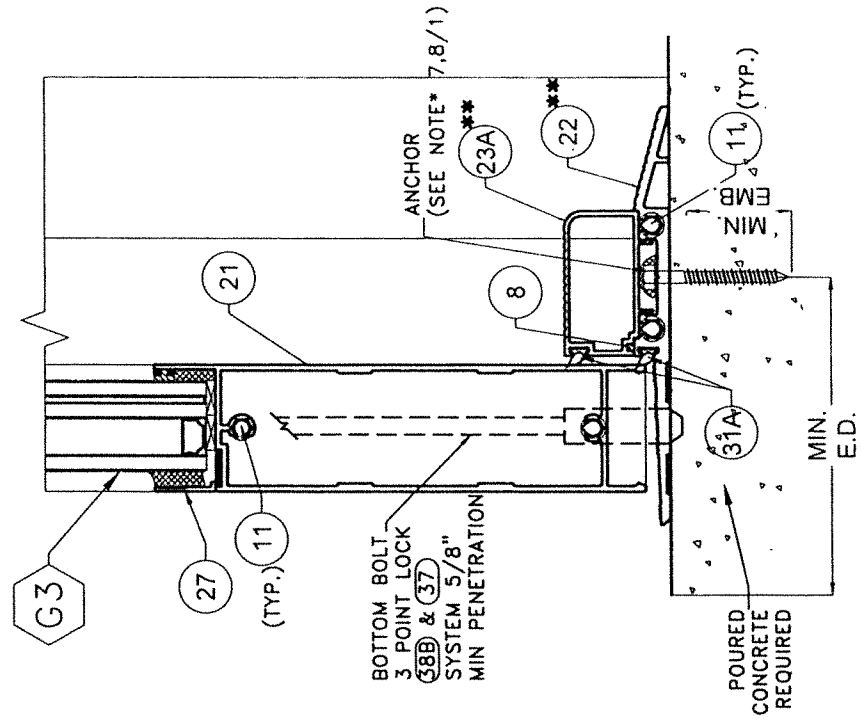
WOOD SUBSTRATE
SECTION J1-J1
OPTIONAL SYSTEM # 2
 SCALE 3/8"=1"



POURED CONCRETE SUBSTRATE

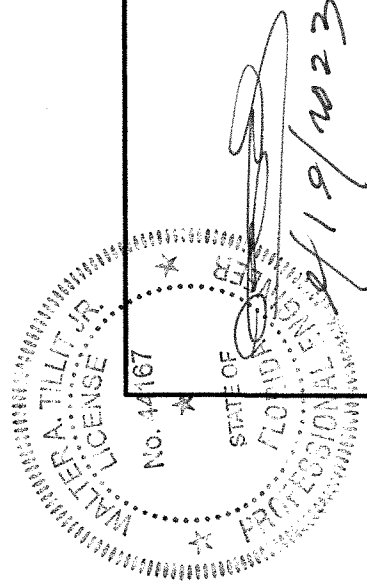


ALUMINUM / STEEL MEMBER SUBSTRATE



POURED CONCRETE SUBSTRATE

**** SEE SCHEDULE 1 ON SHEET 57 FOR LIMITATIONS**



P.E. SEAL/SIGNATURE/DATE

FLORIDA BUILDING CODE (HIGH & NON HIGH VELOCITY HURRICANE ZONE)

TILECO INC.
 TILLIT TESTING & ENGINEERING COMPANY
 6355 N.W. 38th St., Ste. 305, VIRGINIA GARDENS, FL 33166
 Phone: (305)871-1530 - Fax: (305)871-1531
 CA-0006719
 WALTER A. TILLIT Jr., P.E.
 FLORIDA Lic. # 44167

SERIES JAZZ 70000 COMMERCIAL OUTSWING ENTRANCE DOOR

WINDOWS & DOORS
 290 WEST 78 ROAD
 HIALEAH, FL 33014
 PH: (954)226-5555/(305)558-8103
 FAX: (305)558-6665
 www.gjwindows.com

REV. NO.	DESCRIPTION	DATE	REV. NO.	DESCRIPTION	DATE
1	OLD 21-135	10/7/21	3		
2			4		

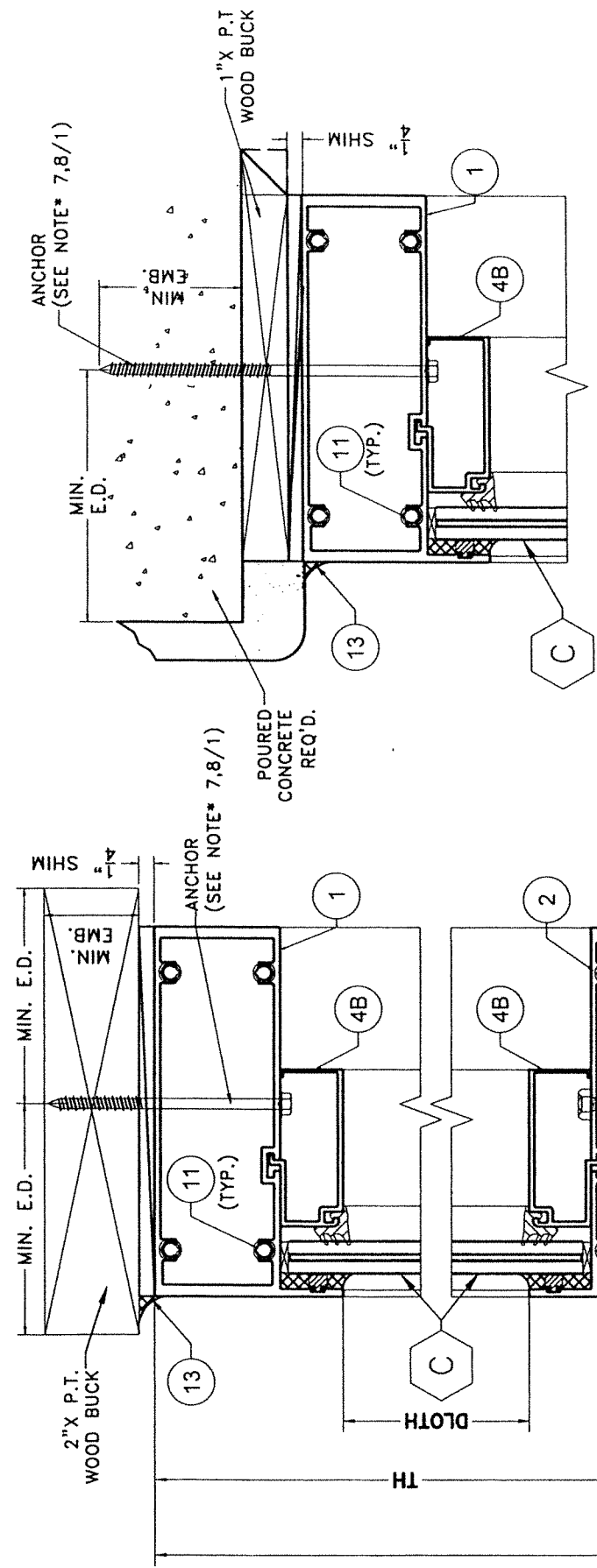
23-219

DRAWING No.

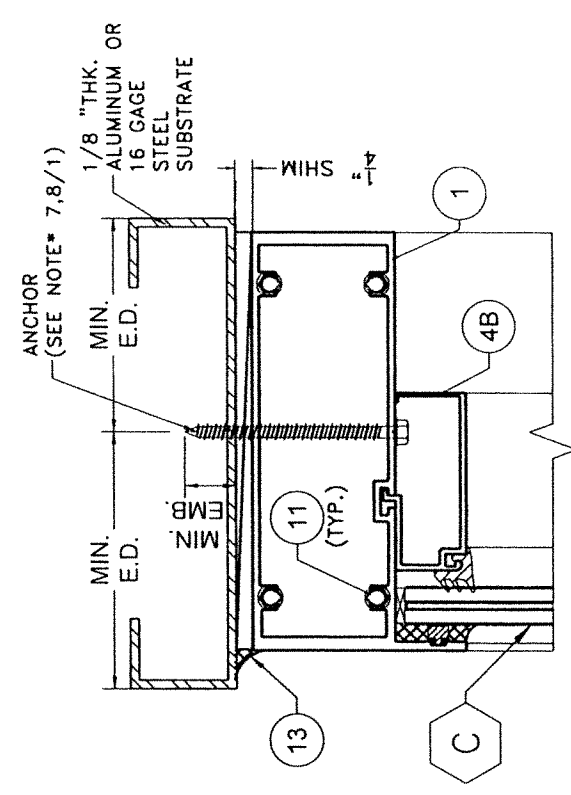
DATE: 09/19/2023

W.H. DRAWN BY:

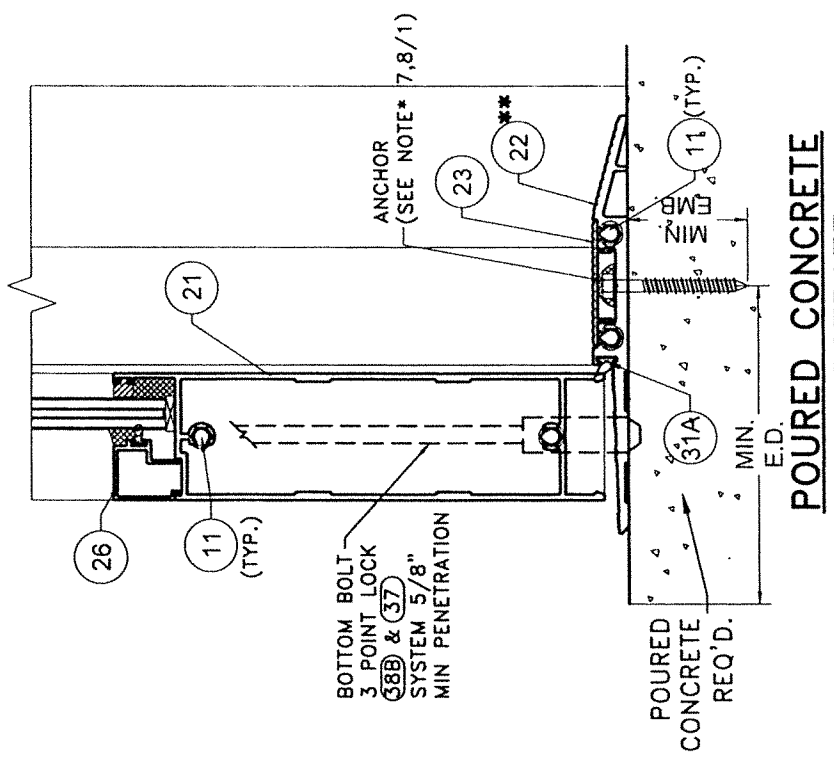
SHEET 51A OF 58



POURED CONCRETE SUBSTRATE

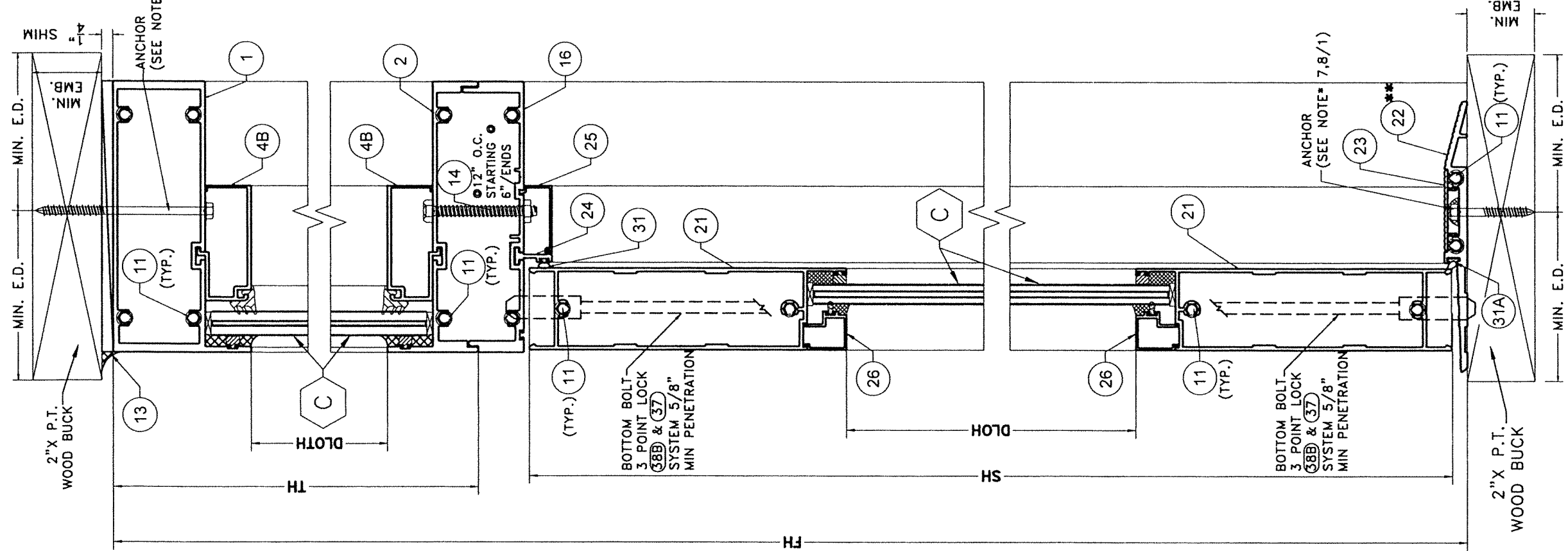


ALUMINUM / STEEL MEMBER SUBSTRATE



POURED CONCRETE SUBSTRATE

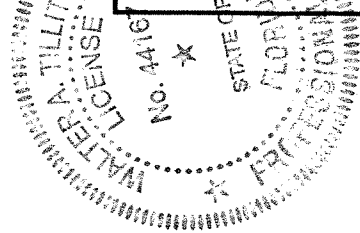
**** SEE SCHEDULE 1 ON SHEET 57 FOR LIMITATIONS**



WOOD SUBSTRATE SECTION K-K OPTIONAL SYSTEM # 2

SCALE 3/8" = 1"

OPTIONAL SYSTEM # 2



P.E. SEAL/SIGNATURE/DATE

FLORIDA BUILDING CODE (HIGH & NON HIGH VELOCITY HURRICANE ZONE)

TILECO INC.
©2023 TILECO, INC.

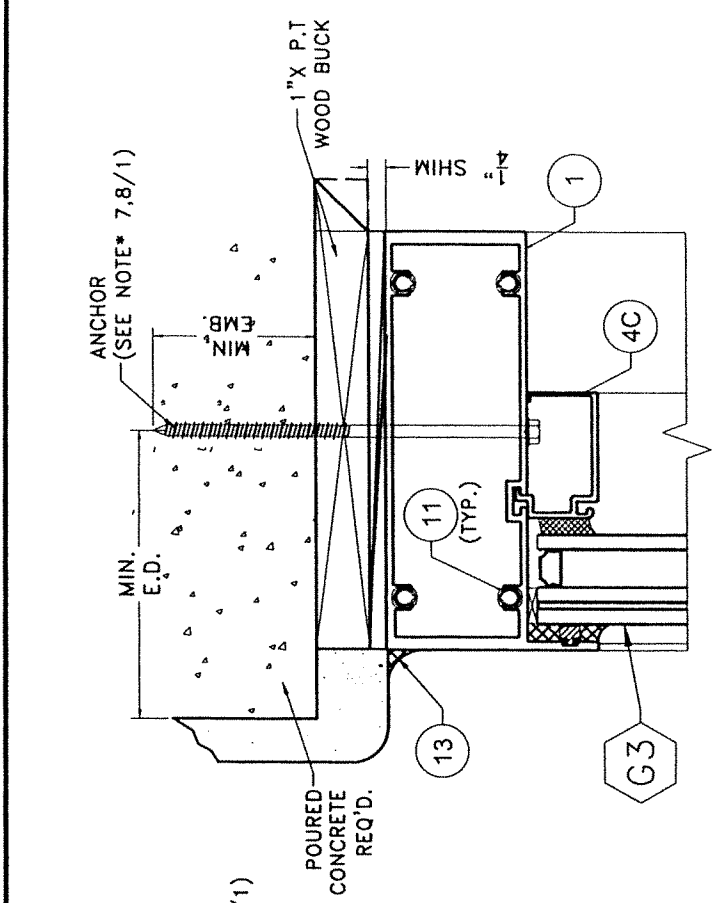
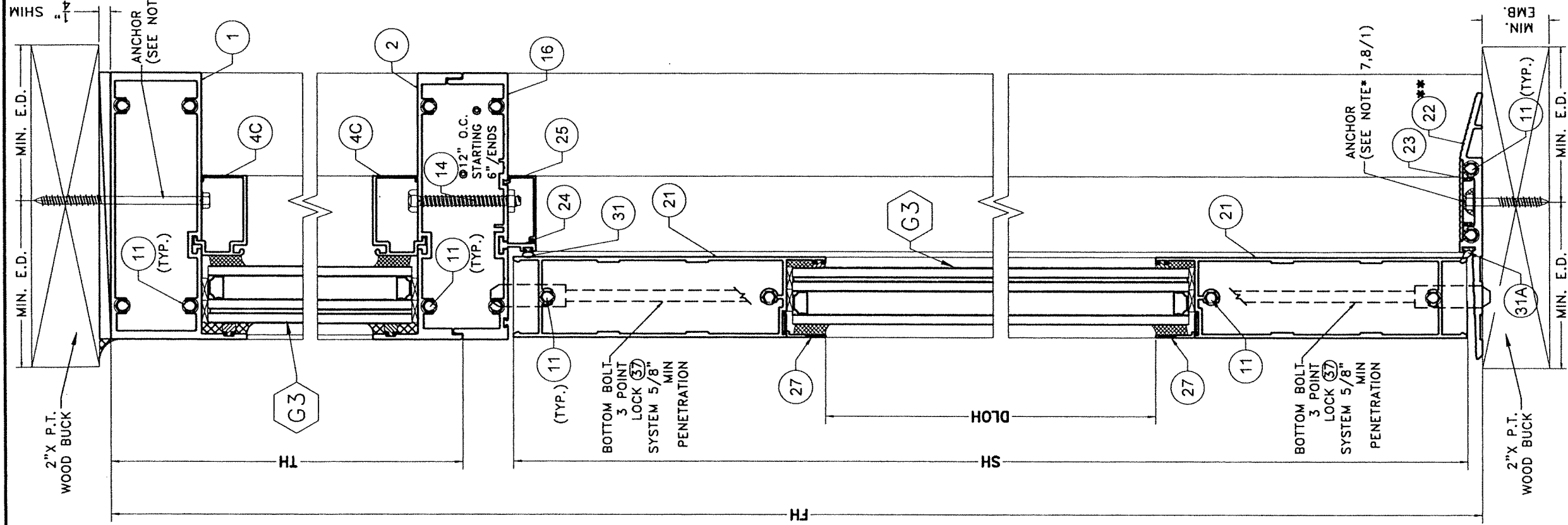
TILLIT TESTING & ENGINEERING COMPANY
4355 N.W. 36th St. Ste. 305, VIRGINIA GARDENS, FL 33186
Phone: (305)871-1530 Fax: (305)871-1531
CA-0005719
WALTER A. TILLIT JR. P.E.
FLORIDA LIC. # 44167

SERIES JAZZ 70000 COMMERCIAL OUTSWING ENTRANCE DOOR

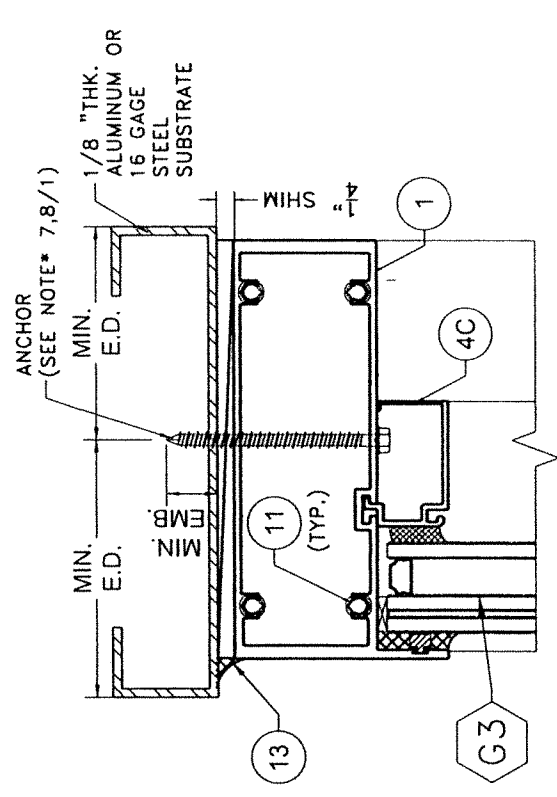
290 WEST 78 ROAD
HALEAH, FL 33014
PH: (954)226-5555/(305)558-8103
FAX: (305)558-6665
www.gigwindows.com

REV. NO.	DESCRIPTION	DATE	REV. NO.	DESCRIPTION	DATE
1	OLD 21-135	10/7/21	3		
2			4		

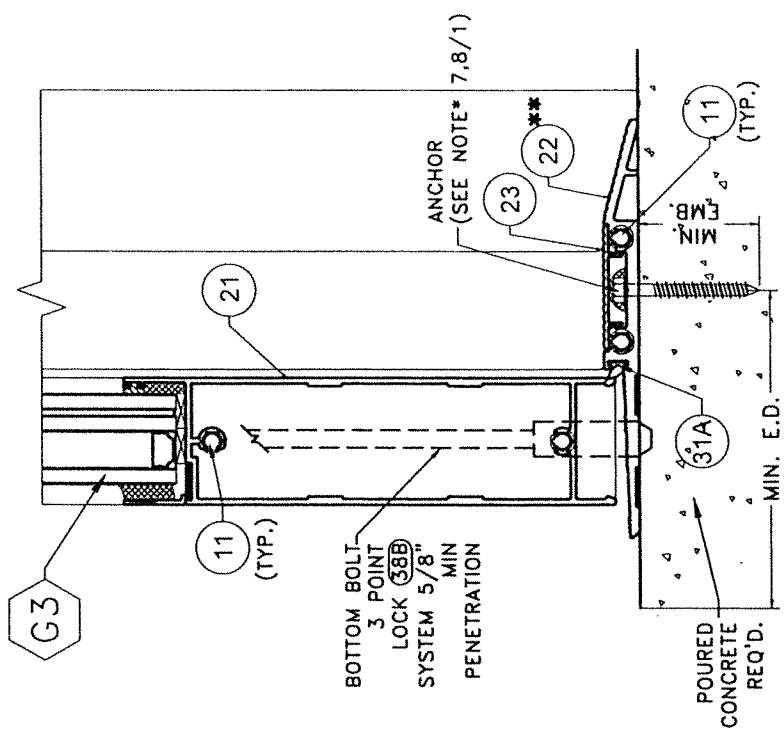
W.H. DRAWN BY: 09/19/2023 DATE:
23-219 DRAWING NO.
SHEET 52 OF 58



POURED CONCRETE SUBSTRATE




ALUMINUM / STEEL MEMBER SUBSTRATE



POURED CONCRETE SUBSTRATE

WOOD SUBSTRATE SECTION K1-K1 OPTIONAL SYSTEM # 2

**** SEE SCHEDULE 1 ON SHEET 57 FOR LIMITATIONS**



P.E. SEAL/SIGNATURE/DATE

©2023 TILTECO, INC.

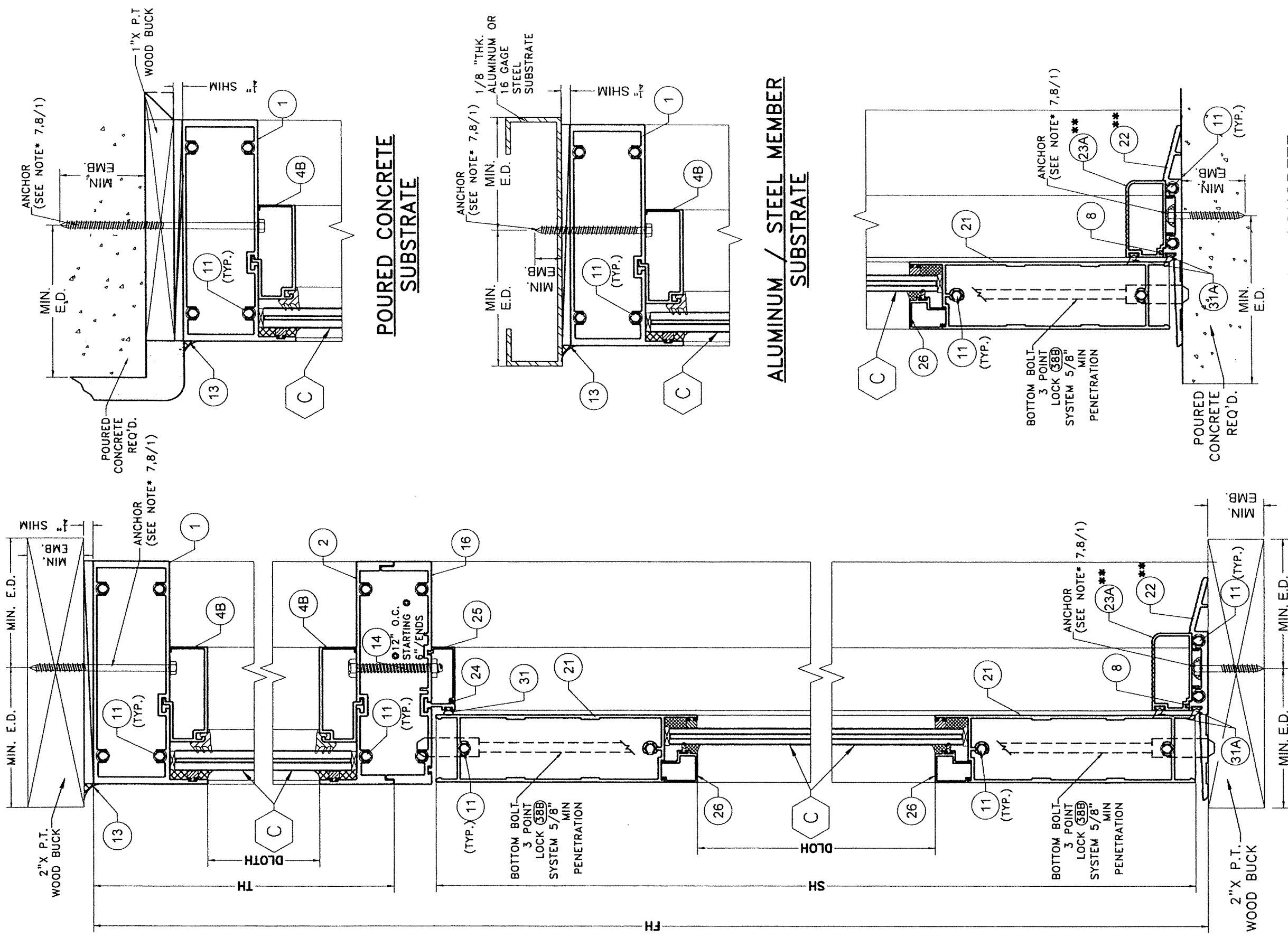
TILTECO INC.
 TILLIT TESTING & ENGINEERING COMPANY
 6355 N.W. 36th St., Ste. 305, VIRGINIA GARDENS, FL 33186
 Phone : (305)971-1530 . Fax : (305)971-1531
 CA-0006719
 WALTER A. TILLIT, JR., P.E.
 FLORIDA Lic. # 44167

FLORIDA BUILDING CODE (HIGH & NON HIGH VELOCITY HURRICANE ZONE)
SERIES JAZZ 70000 COMMERCIAL OUTSWING ENTRANCE DOOR

290 WEST 78 ROAD
 HIALEAH, FL 33014
 PH: (954)226-5555/(305)558-8103
 FAX: (305)558-6665
 www.gigwindows.com

REV. NO	DESCRIPTION	DATE	REV. NO	DESCRIPTION	DATE
1	OLD 21-135	10/7/21	3		
2			4		

W.H. DRAWN BY: 09/19/2023
 DATE: 23-219
 DRAWING No. SHEET 52A OF 58



POURED CONCRETE SUBSTRATE

ALUMINUM / STEEL MEMBER SUBSTRATE

WOOD SUBSTRATE SECTION L-L

OPTIONAL SYSTEM # 2

SCALE 3/8"=1"

**** SEE SCHEDULE 1 ON SHEET 57 FOR LIMITATIONS**

POURED CONCRETE SUBSTRATE

No. 44167
 STATE OF FLORIDA
 PROFESSIONAL ENGINEER
 WALTER A. TILLET, P.E.
 LICENSE # 12119

[Signature]
 9/19/2023

P.E. SEAL/SIGNATURE/DATE

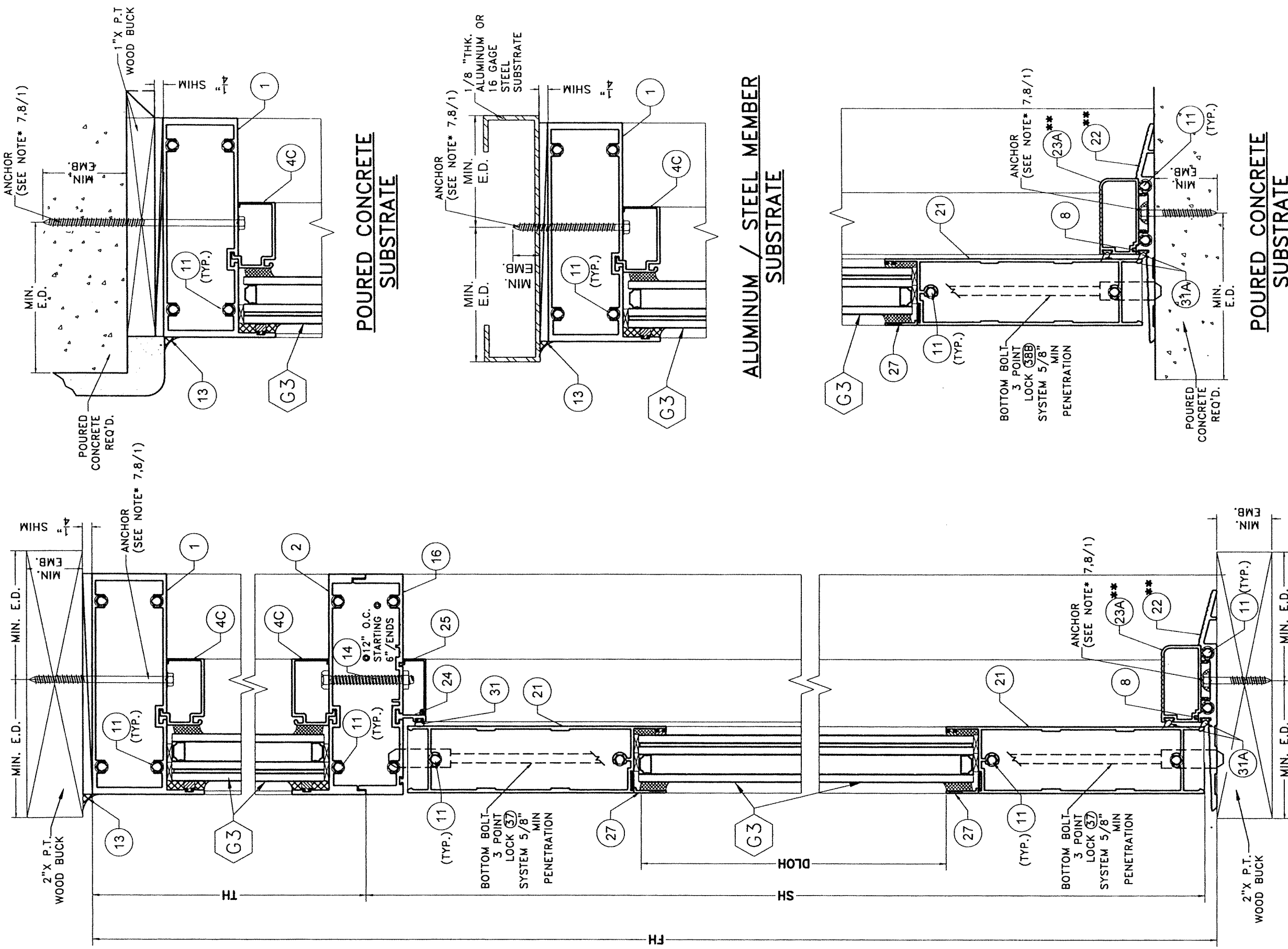
©2023 TILTECO, INC.
TILTECO INC.
 TILLET TESTING & ENGINEERING COMPANY
 6355 N.W. 30th St., Ste. 305, VIRGINIA GARDENS, FL 33166
 Phone: (305)871-1530, Fax: (305)871-1531
 CA-0006719
 WALTER A. TILLET JR., P.E.
 FLORIDA Lic. # 44167

FLORIDA BUILDING CODE (HIGH & NON HIGH VELOCITY HURRICANE ZONE)
SERIES JAZZ 70000 COMMERCIAL OUTSWING ENTRANCE DOOR

290 WEST 78 ROAD
 HIALEAH, FL 33014
 PH: (954)226-5555/(305)558-8103
 FAX: (305)558-6665
 www.gjwindows.com

REV. NO.	DESCRIPTION	DATE	REV. NO.	DESCRIPTION	DATE
1		10/7/21	3		
2			4		

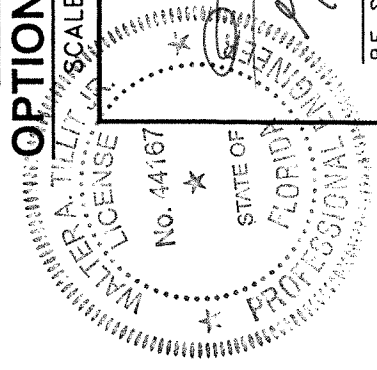
W.H. DRAWN BY:
 09/19/2023 DATE:
23-219
 DRAWING No.
 SHEET 53 OF 58



**WOOD SUBSTRATE
SECTION L1-L1
OPTIONAL SYSTEM # 2**

SCALE 3/8"=1"

**** SEE SCHEDULE 1 ON
SHEET 57 FOR LIMITATIONS**



P.E. SEAL/SIGNATURE/DATE

FLORIDA BUILDING CODE (HIGH & NON HIGH VELOCITY HURRICANE ZONE)

©2023 TILTECO, INC.

TILTECO INC.

TILLIT TESTING & ENGINEERING COMPANY
6355 N.W. 36th St., Ste. 305, VIRGINIA GARDENS, FL 33166
Phone: (305)871-1530, Fax: (305)871-1531
CA-0006719
FLORIDA Lic. # 44167

**SERIES JAZZ 70000 COMMERCIAL
OUTSWING ENTRANCE DOOR**

290 WEST 78 ROAD
HALEAH, FL 33014
PH: (954)226-5555/(305)558-8103
FAX: (305)558-6665
www.gigwindows.com

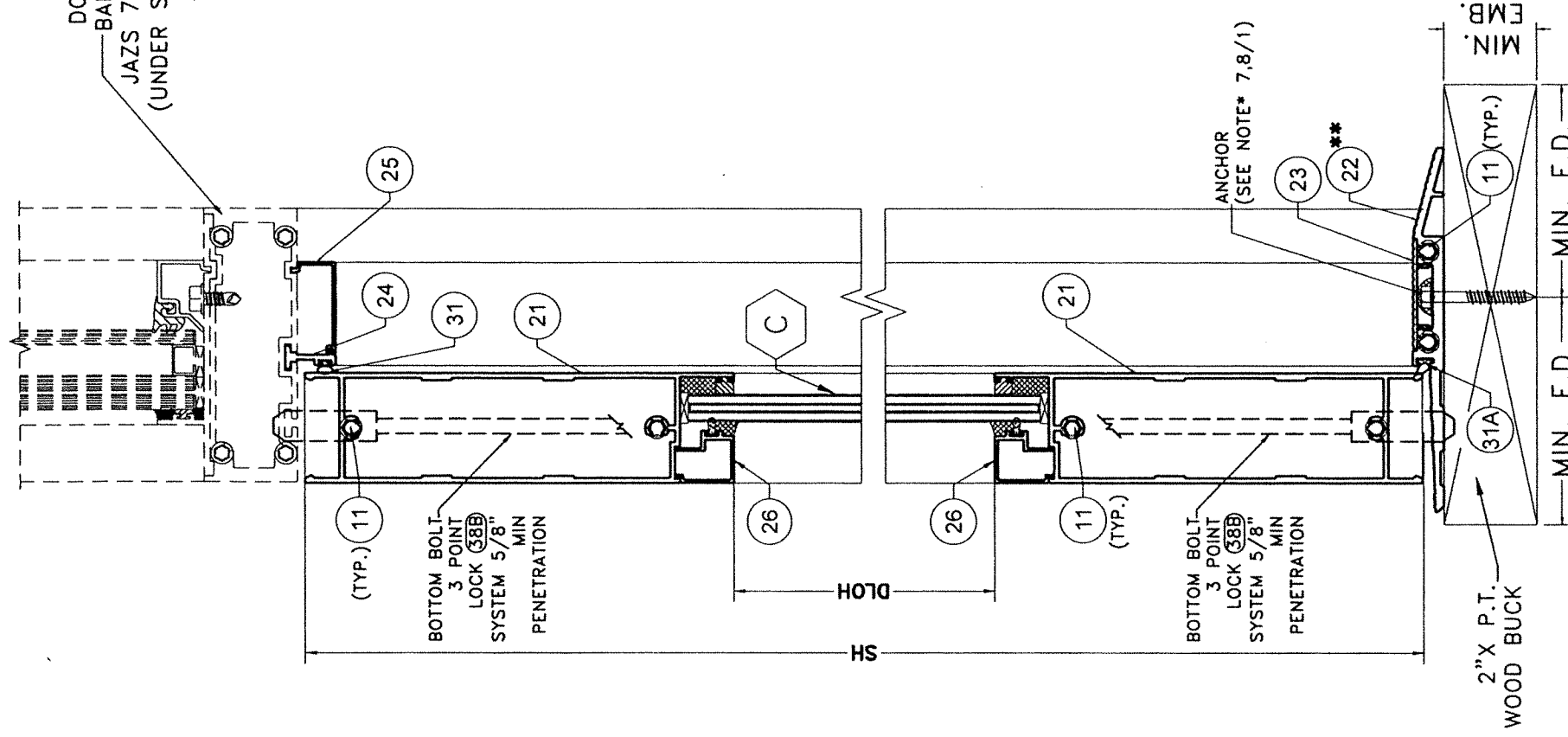
REV. NO.	DESCRIPTION	DATE	REV. NO.	DESCRIPTION	DATE
1	OLD 21-135	10/7/21	3		
2			4		

W.H
DRAWN BY:

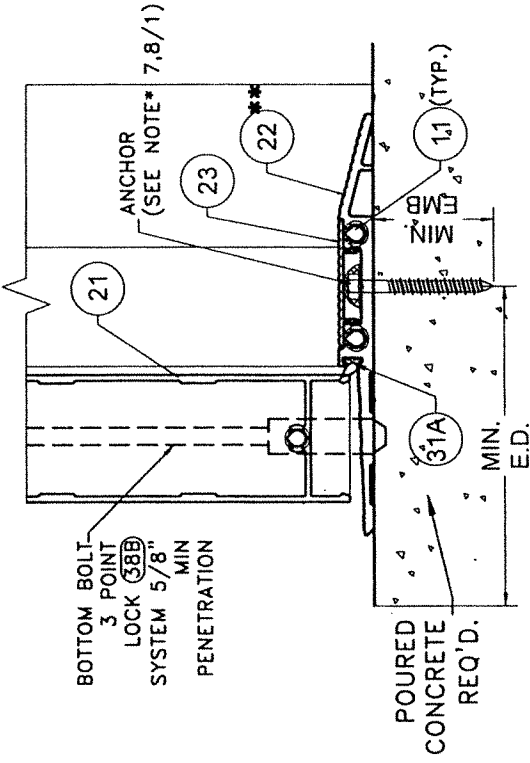
09/19/2023
DATE:

23-219

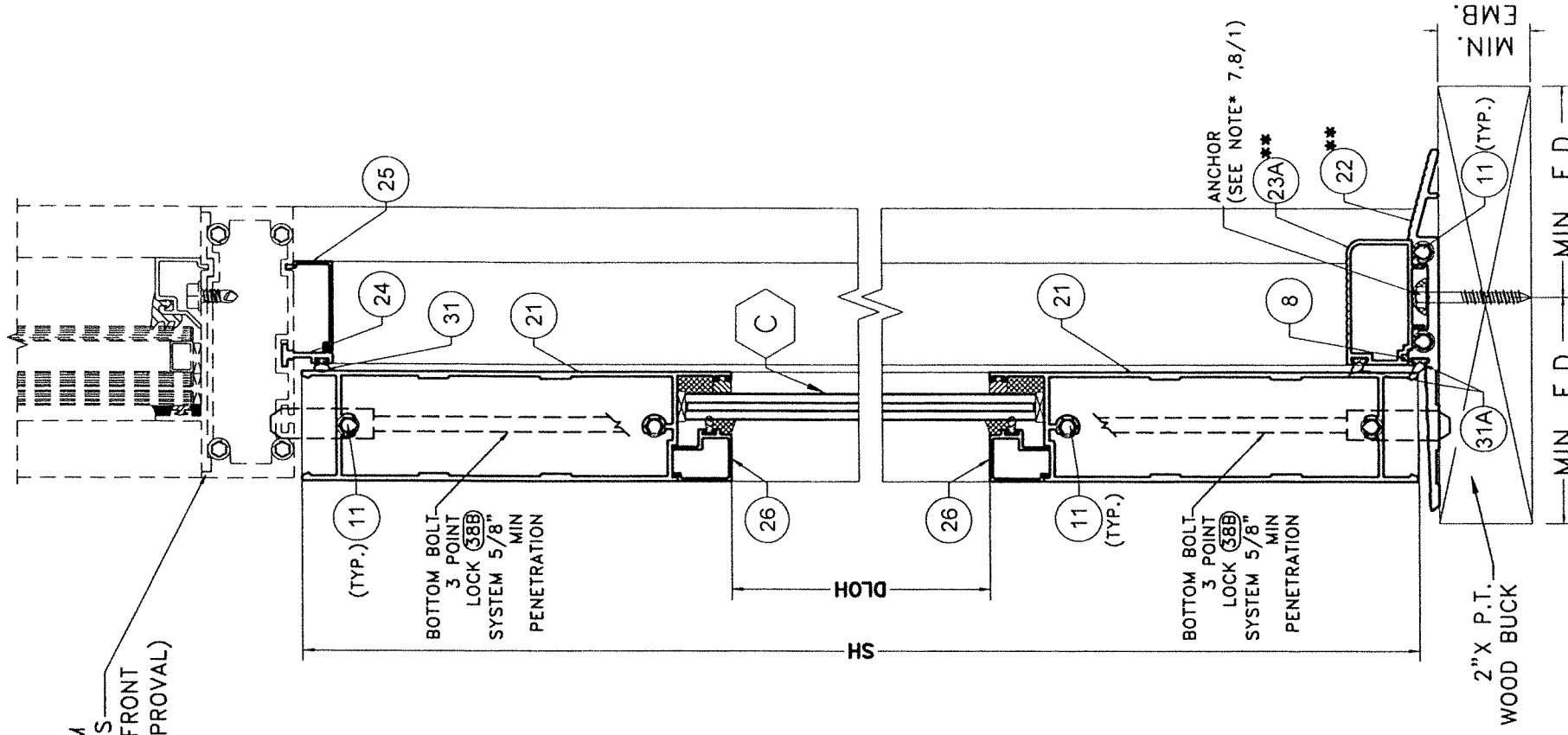
DRAWING No.
SHEET 53A OF 58



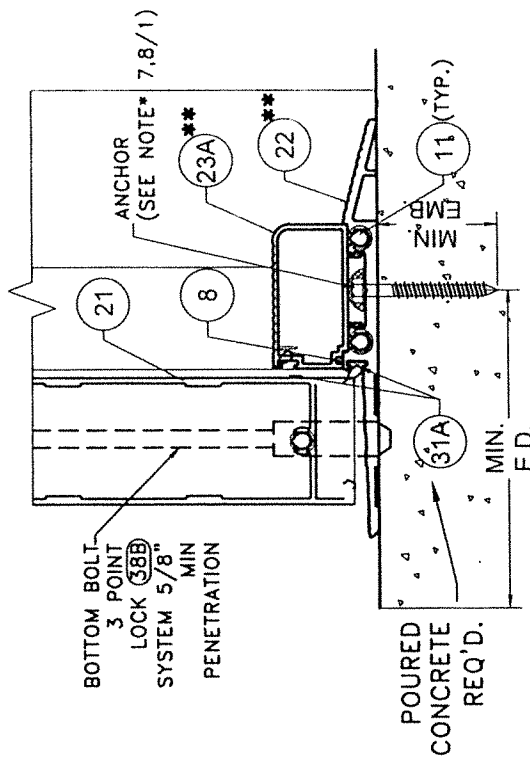
WOOD SUBSTRATE
SECTION M-M
OPTIONAL SYSTEM # 2
 SCALE 3/8"=1"



POURED CONCRETE
SUBSTRATE




WOOD SUBSTRATE
SECTION N-N
OPTIONAL SYSTEM # 2
 SCALE 3/8"=1"



POURED CONCRETE
SUBSTRATE

DOOR TRANSOM
 BAR FOR SERIES
 JAZS 70000 STOREFRONT
 (UNDER SEPARATE APPROVAL)

** SEE SCHEDULE 1 ON
 SHEET 57 FOR
 LIMITATIONS



©2023 TILTECO, INC.
TILTECO INC.
 TILLIT TESTING & ENGINEERING COMPANY
 6355 N.W. 36th St., Ste. 305, VIRGINIA GARDENS, FL 33166
 Phone : (305)871-1530 Fax : (305)871-1531
 CA-0005719
 WALTER A. TILLIT JR., P.E.
 FLORIDA LIC. # 44167

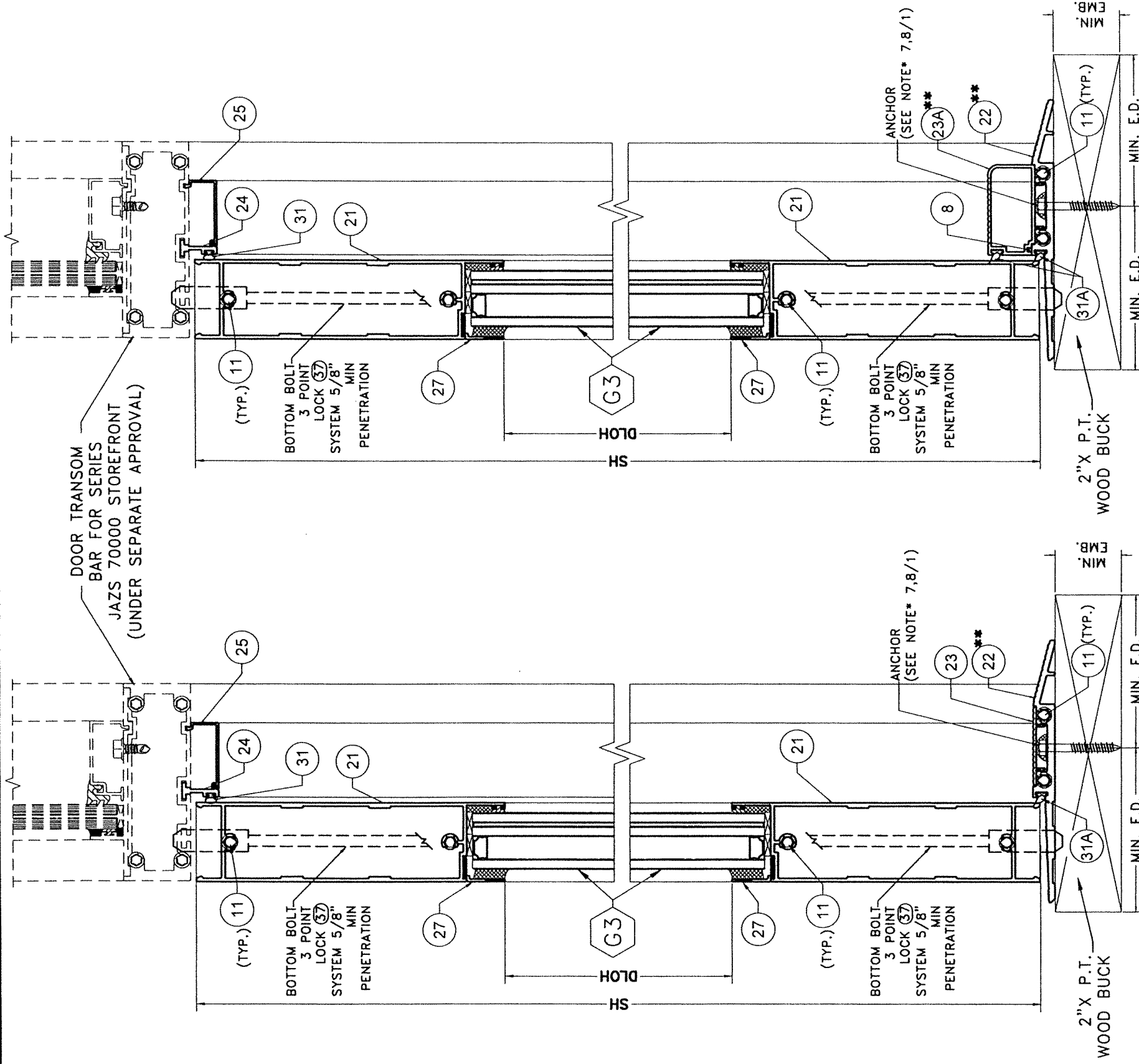
FLORIDA BUILDING CODE (HIGH & NON HIGH VELOCITY HURRICANE ZONE)
SERIES JAZS 70000 COMMERCIAL
OUTSWING ENTRANCE DOOR

REV. NO.	DESCRIPTION	DATE	REV. NO.	DESCRIPTION	DATE
1	OLD 21-135	10/7/21	3		
2			4		

W.H. DRAWN BY: 09/19/2023 DATE: 23-219 DRAWING No. SHEET 54 OF 58

290 WEST 78 ROAD
 HIALEAH, FL 33014
 PH: (954)226-5555/(305)558-8103
 FAX: (305)558-6665
 www.gignoldoors.com

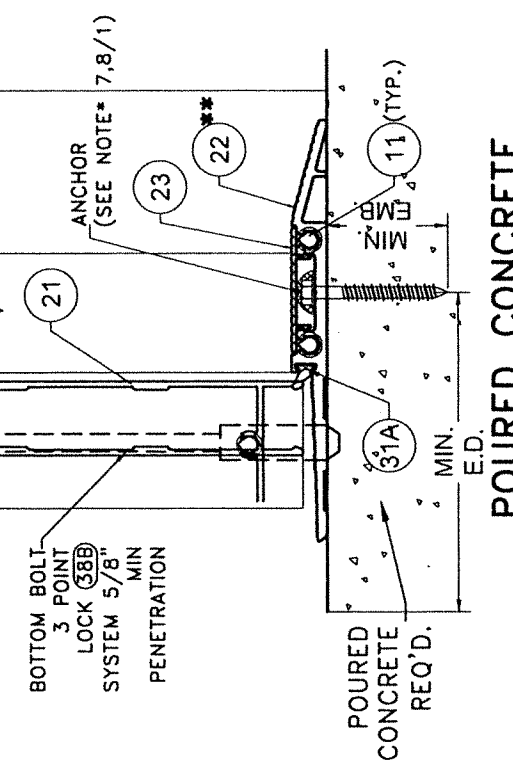
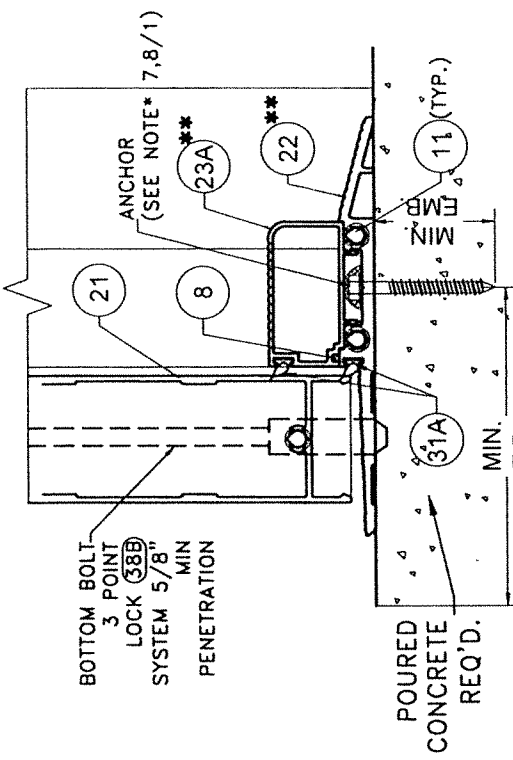
GIGNOLD DOORS



DOOR TRANSOM
BAR FOR SERIES
JAZS 70000 STOREFRONT
(UNDER SEPARATE APPROVAL)

**WOOD SUBSTRATE
SECTION N1-N1
OPTIONAL SYSTEM # 2**
SCALE 3/8"=1"

**WOOD SUBSTRATE
SECTION M1-M1
OPTIONAL SYSTEM # 2**
SCALE 3/8"=1"



** SEE SCHEDULE 1 ON
SHEET 57 FOR
LIMITATIONS

**POURED CONCRETE
SUBSTRATE**

**POURED CONCRETE
SUBSTRATE**

FLORIDA BUILDING CODE (HIGH & NON HIGH VELOCITY HURRICANE ZONE)

TILECO INC.
©2023 TILECO, INC.


TILLIT TESTING & ENGINEERING COMPANY
6335 N.W. 38th St., Ste. 305, VIRGINIA GARDENS, FL 33166
Phone : (305)871-1530 . Fax : (305)871-1531
WALTER A. TILLOT JR., P.E.
FLORIDA Lic. # 44167

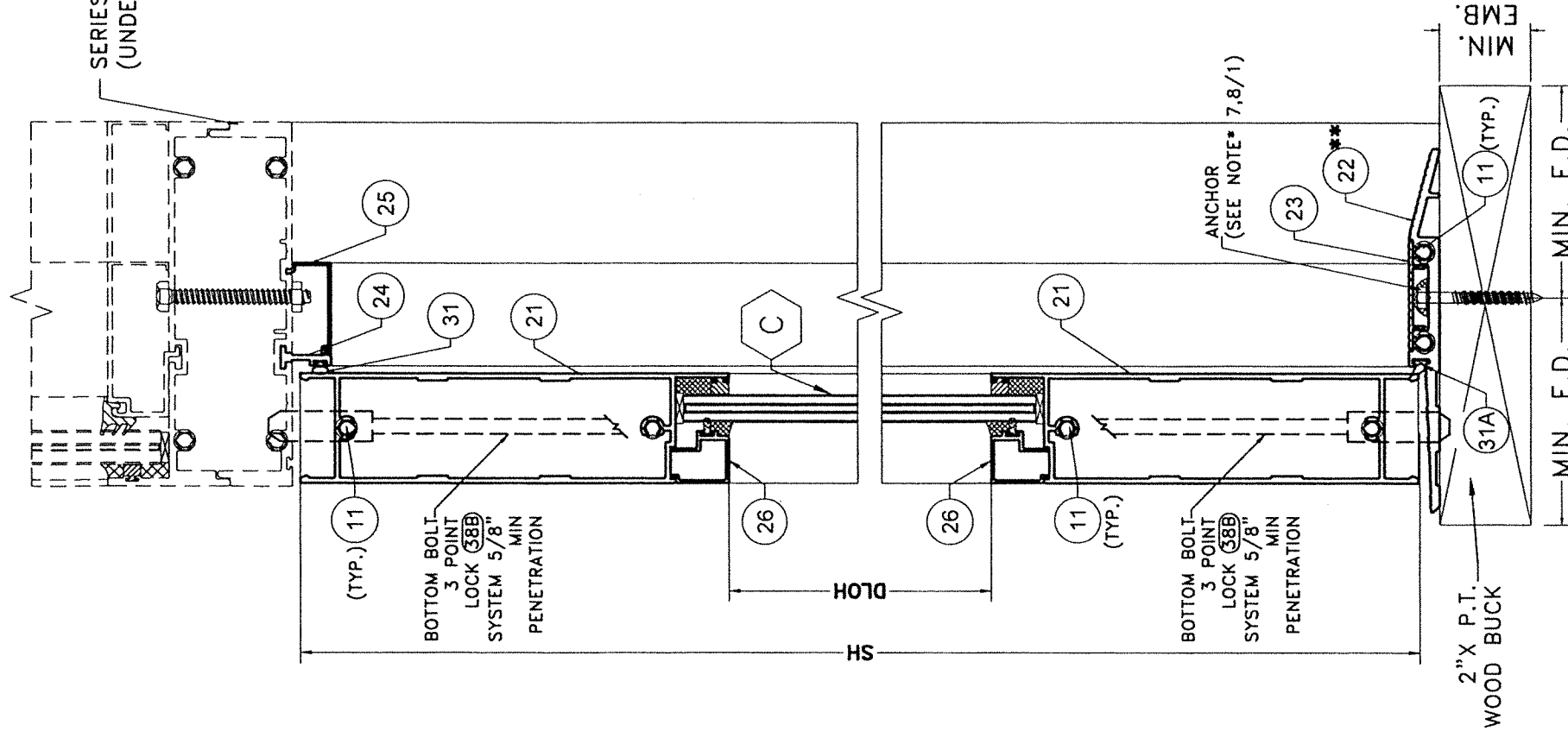
**SERIES JAZS 70000 COMMERCIAL
OUTSWING ENTRANCE DOOR**

WINDOWS & DOORS
290 WEST 78 ROAD
HALEAH, FL 33014
PH: (954)226-5555/(305)558-8103
FAX: (305)558-6665
www.gigwindows.com

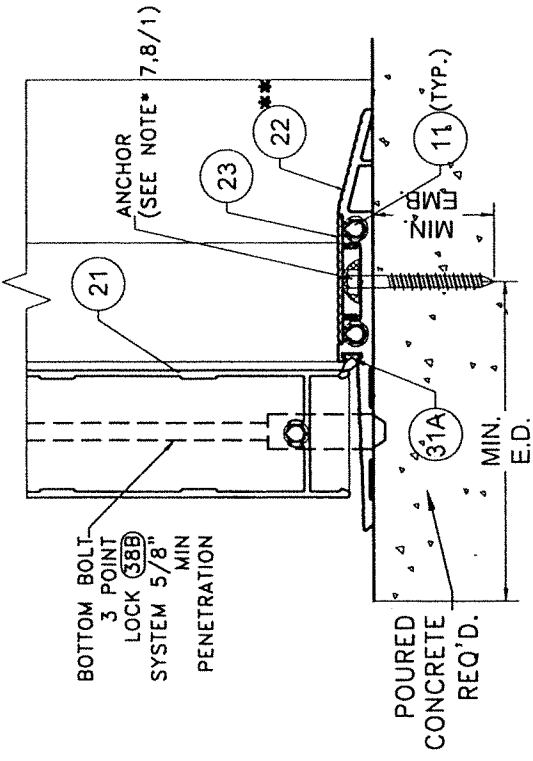
REV. NO	DESCRIPTION	DATE	REV. NO	DESCRIPTION	DATE
1			3		
2		10/7/21	4		

W.H. DRAWN BY: 09/19/2023 DATE:
23-219 DRAWING No.
SHEET 544 OF 58



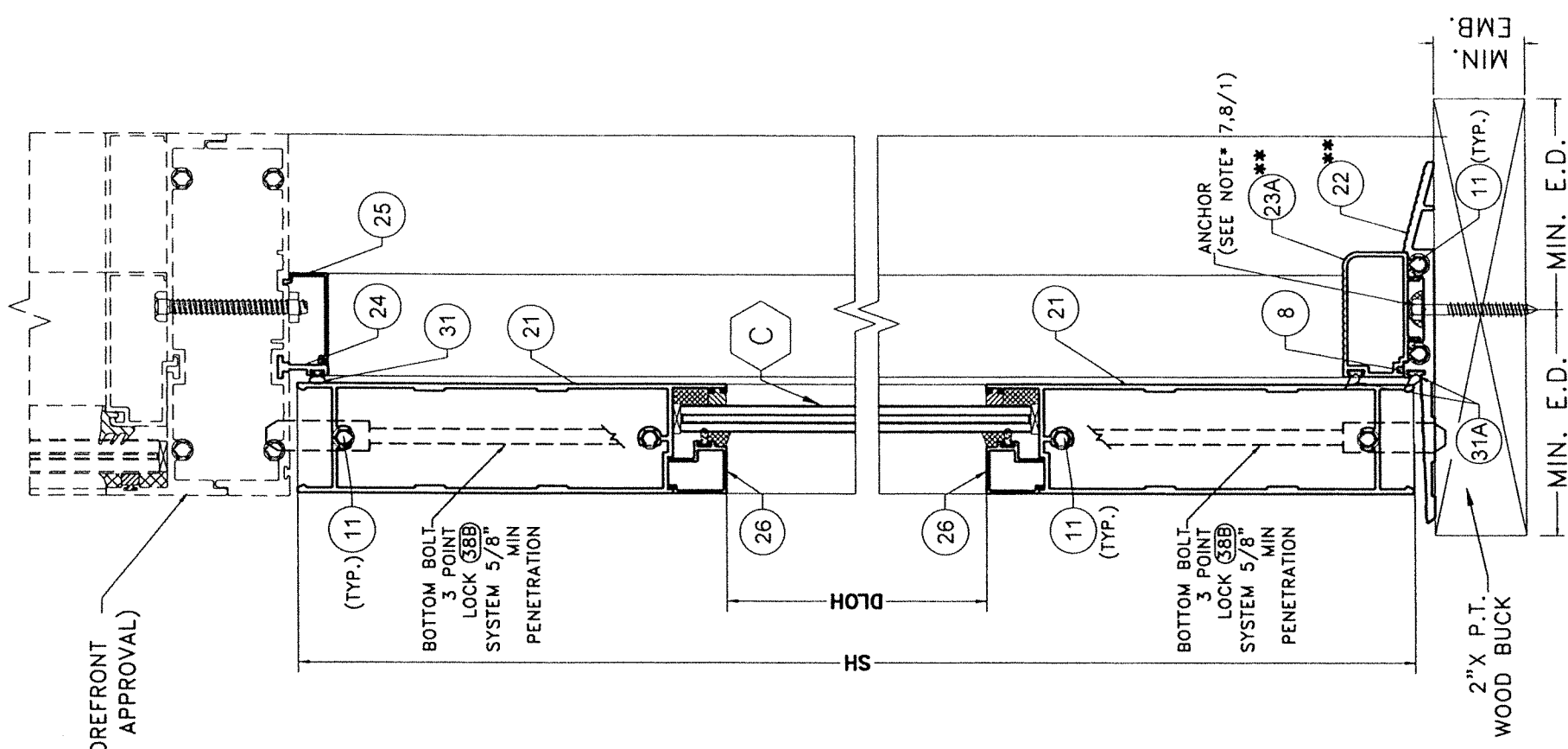



WOOD SUBSTRATE
SECTION 0-0
OPTIONAL SYSTEM # 2
SCALE 3/8" = 1"

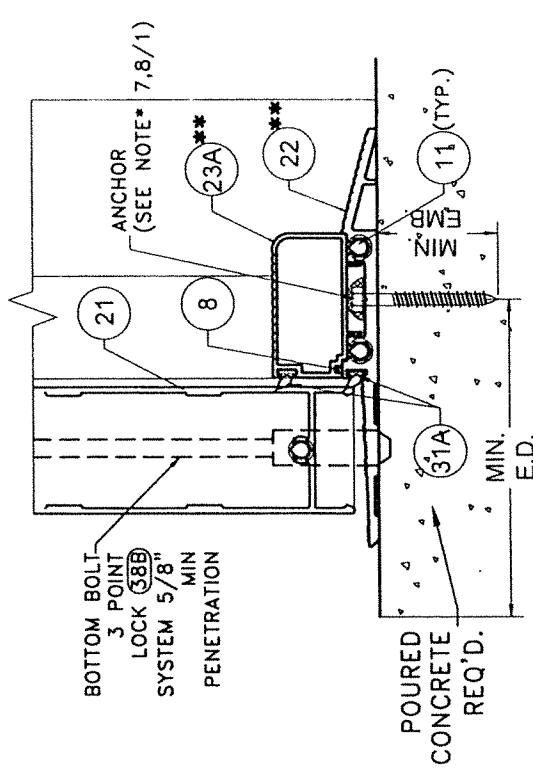


POURED CONCRETE
SUBSTRATE

** SEE SCHEDULE 1 ON SHEET 57 FOR LIMITATIONS



WOOD SUBSTRATE
SECTION P-P
OPTIONAL SYSTEM # 2
SCALE 3/8" = 1"



POURED CONCRETE
SUBSTRATE

SERIES 12000 STOREFRONT
(UNDER SEPARATE APPROVAL)

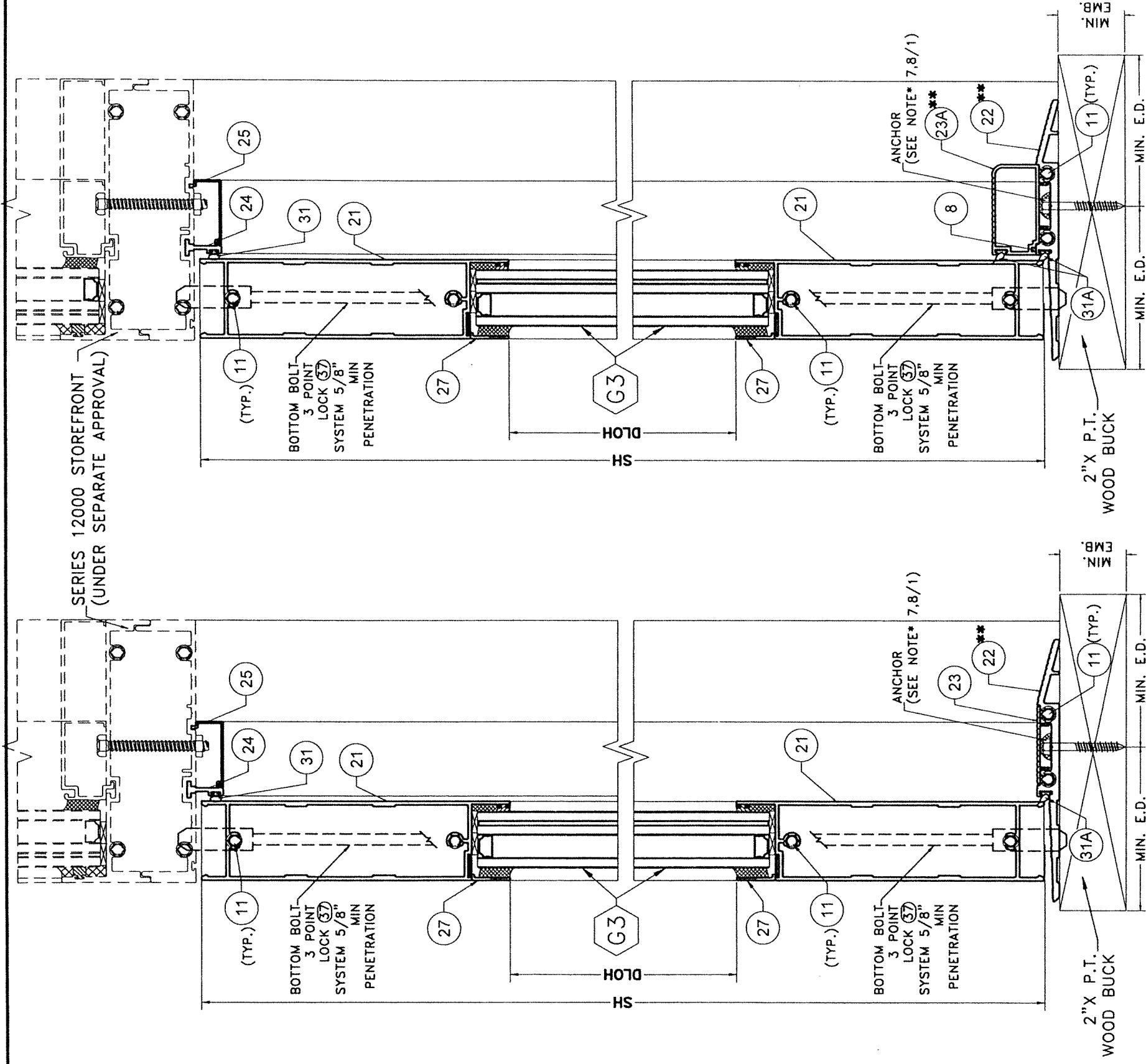
FLORIDA BUILDING CODE (HIGH & NON HIGH VELOCITY HURRICANE ZONE)
SERIES JAZZ 70000 COMMERCIAL
OUTSWING ENTRANCE DOOR

©2023 TILTECO, INC.
TILTECO INC.
TILLIT TESTING & ENGINEERING COMPANY
6355 N.W. 36th St., Ste. 305, VIRGINIA GARDENS, FL 33186
Phone : (305)871-1530, Fax : (305)871-1531
WALTER A. TILLIT, JR., P.E.
FLORIDA Lic. # 44167

290 WEST 78 ROAD
HIALEAH, FL 33014
PH: (954)226-5555/(305)558-8103
FAX: (305)558-6665
www.gigwindows.com

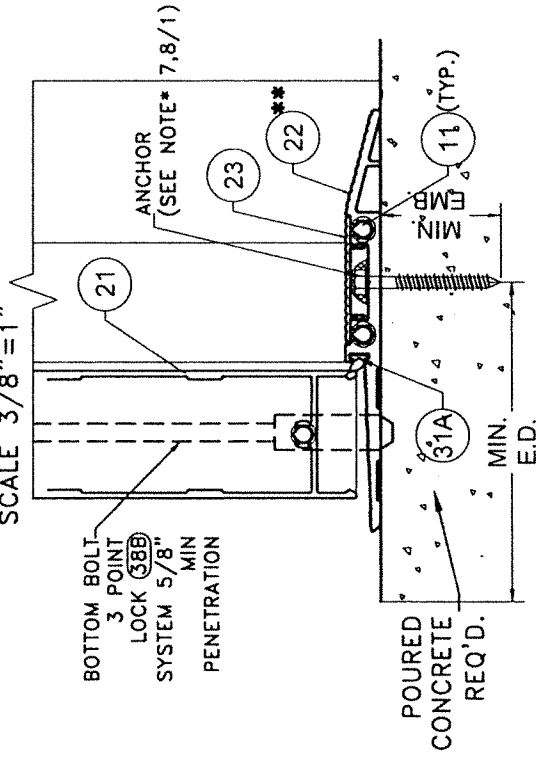
REV. NO.	DESCRIPTION	DATE	REV. NO.	DESCRIPTION	DATE
1	OLD 21-135	10/7/21	3		
2			4		

W.H. DRAWN BY:
09/19/2023 DATE:
23-219
DRAWING No.
SHEET 55 OF 58



**WOOD SUBSTRATE
SECTION 01-01
OPTIONAL SYSTEM # 2**

SCALE 3/8"=1"

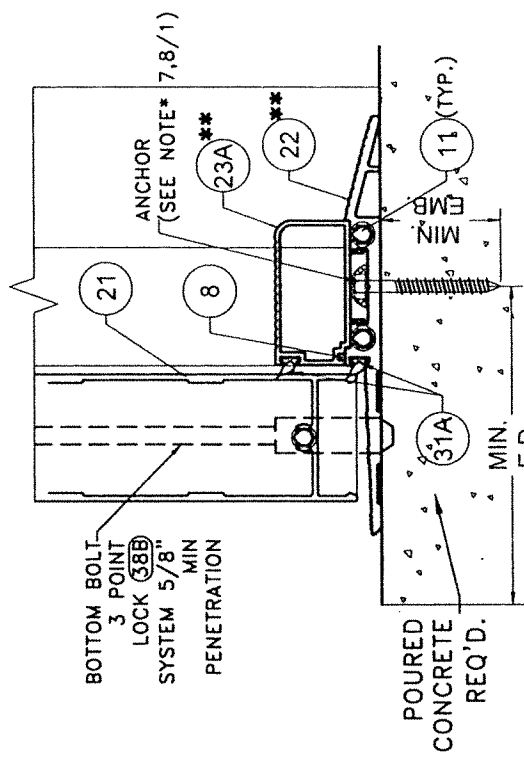


**POURED CONCRETE
SUBSTRATE**

** SEE SCHEDULE 1 ON SHEET 57 FOR LIMITATIONS

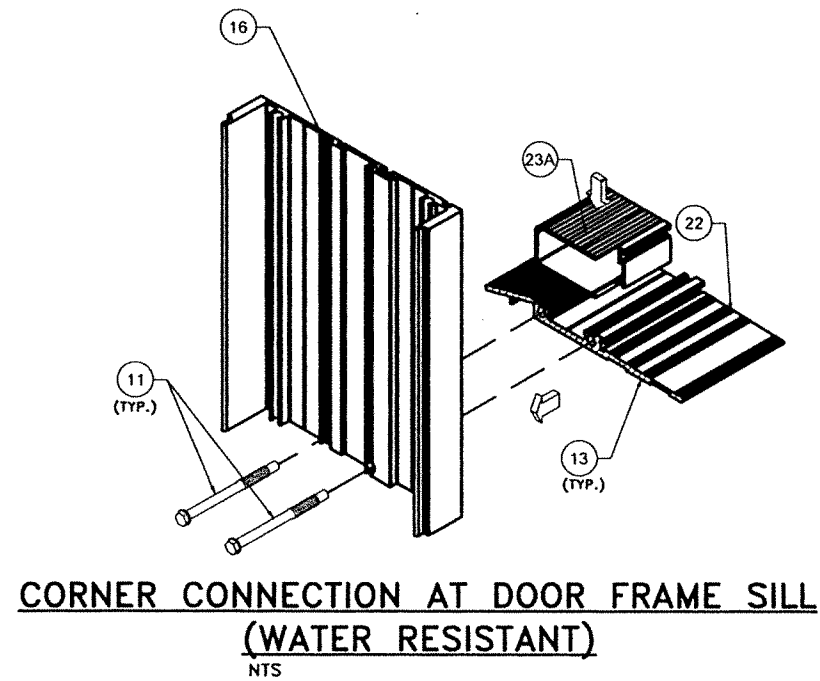
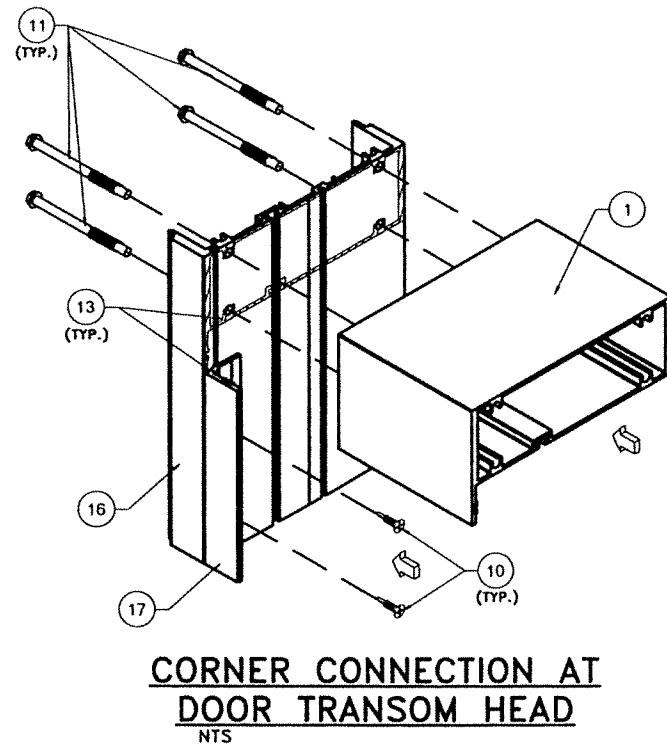
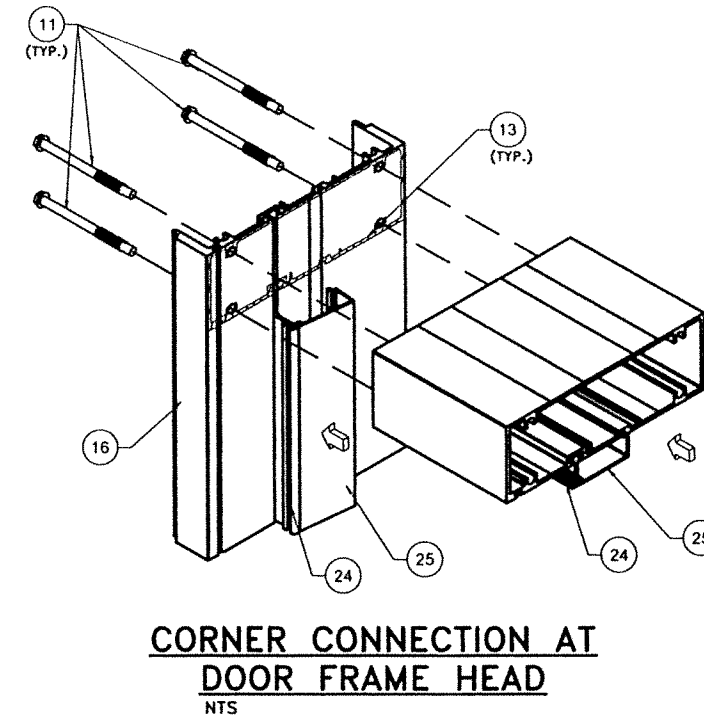
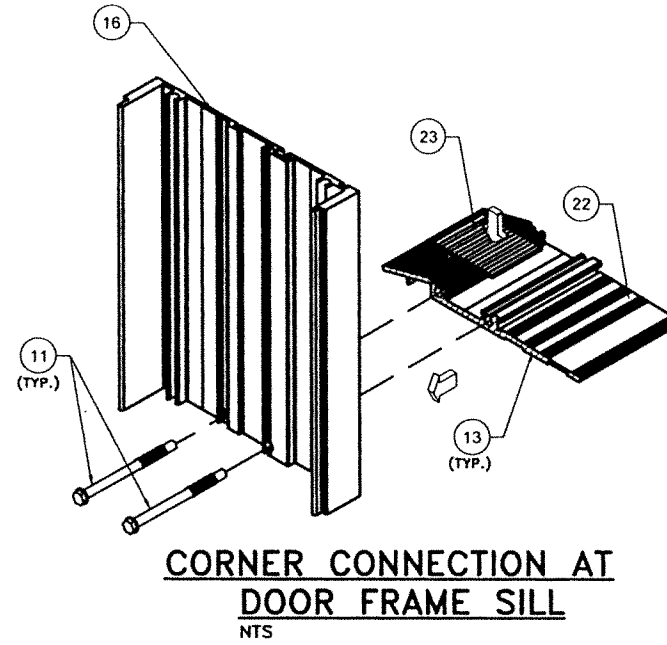
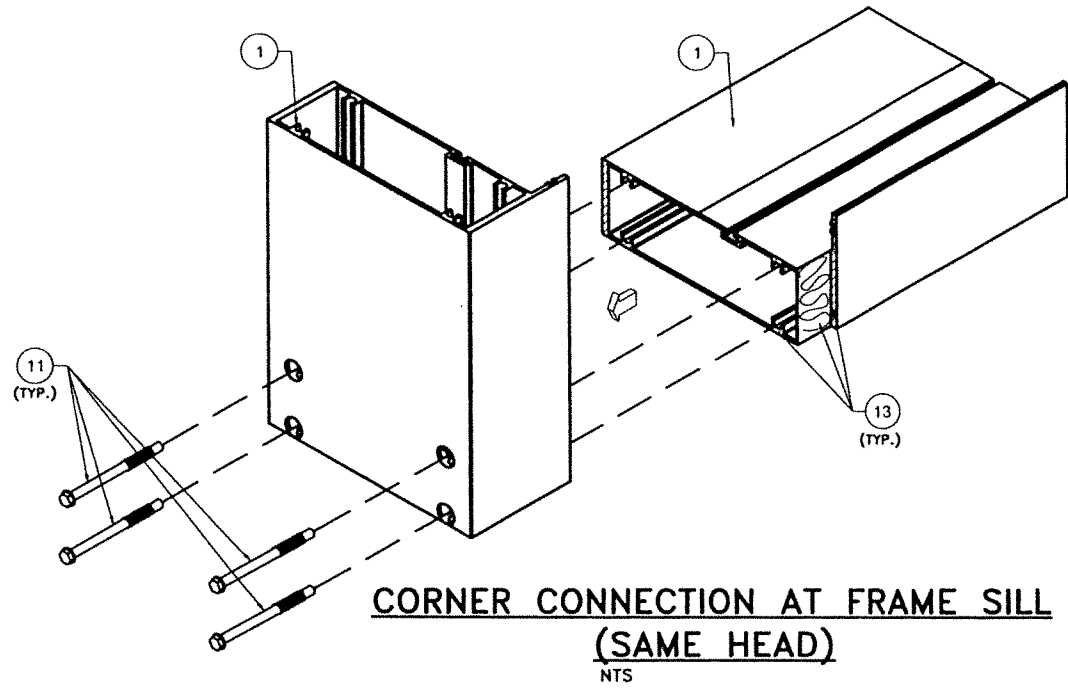
**WOOD SUBSTRATE
SECTION P1-P1
OPTIONAL SYSTEM # 2**

SCALE 3/8"=1"




**POURED CONCRETE
SUBSTRATE**

<p>FLORIDA BUILDING CODE (HIGH & NON HIGH VELOCITY HURRICANE ZONE)</p> <p>TILECO INC. ©2023 TILECO, INC.</p> <p>TILECO INC. TILLIT TESTING & ENGINEERING COMPANY 6355 N.W. 38th St., Ste. 305, VIRGINIA GARDENS, FL 33166 Phone : (305)871-1530, Fax : (305)871-1531 WALTER A. TILLIT Jr., P.E. FLORIDA Lic. # 44167</p>		<p>SERIES JAZZ 70000 COMMERCIAL OUTSWING ENTRANCE DOOR</p>		<p>W.H DRAWN BY: 09/19/2023 DATE:</p>
		<p>290 WEST 78 ROAD HIALEAH, FL 33014 PH: (954)228-5555/(305)558-8103 FAX: (305)558-6665 www.gigwindws.com</p>		<p>23-219 DRAWING No. SHEET 55A OF 58</p>
<p>NO. 44167 WALTER A. TILLIT JR. PROFESSIONAL ENGINEER STATE OF FLORIDA 10/23</p>		<p>REV. NO. 1 DESCRIPTION DATE 10/7/21 BY 3 DATE</p>	<p>REV. NO. 2 DESCRIPTION DATE BY 4 DATE</p>	<p>P.E. SEAL/SIGNATURE/DATE</p>



**CORNER DETAILS
(ISOMETRIC)
OPTIONAL SYSTEM # 2**



FLORIDA BUILDING CODE (HIGH & NON HIGH VELOCITY HURRICANE ZONE)

TILECO INC.
TILLIT TESTING & ENGINEERING COMPANY
6355 N.W. 36th St., Ste. 305, VIRGINIA GARDENS, FL 33186
Phone : (305)871-1530 · Fax : (305)871-1531
WALTER A. TILLIT, Jr., P.E.
FLORIDA Lic. # 44167

©2023 TILTECO, INC.

**SERIES JAZZ 70000 COMMERCIAL
OUTSWING ENTRANCE DOOR**

290 WEST 78 ROAD
HIALEAH, FL 33014
PH: (954)226-5555/(305)558-8103
FAX: (305)558-6665
www.gigwindows.com

REV. NO	DESCRIPTION	DATE	REV. NO	DESCRIPTION	DATE
1	OLD 21-135	10/7/21	3		
2			4		

W.H. DRAWN BY: 09/19/2023
DATE: 23-219
DRAWING No. SHEET 56 OF 58

P.E. SEAL/SIGNATURE/DATE

**SCHEDULE 1†: MAXIMUM ALLOWABLES FOR DOORS W/ (22) OR (23A) THRESHOLDS
AND W/GLASS (C) & (G3) @ DOOR AND TRANSOM: OPTIONAL SYSTEM # 2**

MAX. ASD DESIGN PRESSURE RATING (psf)	FH	FW = TW	SW	SH	DLOW	DLOH	TH	DLOTW	DLOTH	USABLE LOCK	USABLE HINGE
+90*, -100 psf OR LESS	10'-0"	6'-6" DOUBLE DOOR & 3'-4 5/16" SINGLE DOOR	3'-0 5/16"	9'-10 1/2"	2'-2 9/16"	8'-8 1/2"	N/A FOR CASES I, II & IV & 4'-0" FOR CASES IIIa, IIIb	N/A FOR CASES I, II & IV & 5'-11" FOR IIIa 2'-9 5/16" FOR IIIb	N/A FOR CASES I, II & IV & 3'-7" FOR CASES IIIa, IIIb	(37) & (38B) OR (40), (40A) & (40B) ONLY FOR UP TO ± 72 psf.	(33)
+95*, -105	9'-6"	6'-6" DOUBLE DOOR & 3'-4 5/16" SINGLE DOOR	3'-0 5/16"	9'-4 1/2"	2'-2 9/16"	8'-2 1/2"	N/A FOR CASES I, II & IV & 4'-0" FOR CASES IIIa, IIIb	N/A FOR CASES I, II & IV & 5'-11" FOR IIIa 2'-9 5/16" FOR IIIb	N/A FOR CASES I, II & IV & 3'-7" FOR CASES IIIa, IIIb	(37) & (38B) OR (40), (40A) & (40B) ONLY FOR UP TO ± 72 psf.	(33)
+101*, -111	9'-0"	6'-6" DOUBLE DOOR & 3'-4 5/16" SINGLE DOOR	3'-0 5/16"	8'-10 1/2"	2'-2 9/16"	7'-8 1/2"	N/A FOR CASES I, II & IV & 4'-0" FOR CASES IIIa, IIIb	N/A FOR CASES I, II & IV & 5'-11" FOR IIIa 2'-9 5/16" FOR IIIb	N/A FOR CASES I, II & IV & 3'-7" FOR CASES IIIa, IIIb	(37) & (38B) OR (40), (40A) & (40B) ONLY FOR UP TO ± 72 psf.	(33)
+107*, -118	8'-6"	6'-6" DOUBLE DOOR & 3'-4 5/16" SINGLE DOOR	3'-0 5/16"	8'-4 1/2"	2'-2 9/16"	7'-2 1/2"	N/A FOR CASES I, II & IV & 4'-0" FOR CASES IIIa, IIIb	N/A FOR CASES I, II & IV & 5'-11" FOR IIIa 2'-9 5/16" FOR IIIb	N/A FOR CASES I, II & IV & 3'-7" FOR CASES IIIa, IIIb	(37) & (38B) OR (40), (40A) & (40B) ONLY FOR UP TO ± 72 psf.	(33)
+114*, -125	8'-0"	6'-6" DOUBLE DOOR & 3'-4 5/16" SINGLE DOOR	3'-0 5/16"	7'-10 1/2"	2'-2 9/16"	6'-8 1/2"	N/A FOR CASES I, II & IV & 4'-0" FOR CASES IIIa, IIIb	N/A FOR CASES I, II & IV & 5'-11" FOR IIIa 2'-9 5/16" FOR IIIb	N/A FOR CASES I, II & IV & 3'-7" FOR CASES IIIa, IIIb	(37) & (38B) OR (40), (40A) & (40B) ONLY FOR UP TO ± 72 psf.	(33)
+121*, -133	7'-6"	6'-6" DOUBLE DOOR & 3'-4 5/16" SINGLE DOOR	3'-0 5/16"	7'-4 1/2"	2'-2 9/16"	6'-2 1/2"	N/A FOR CASES I, II & IV & 4'-0" FOR CASES IIIa, IIIb	N/A FOR CASES I, II & IV & 5'-11" FOR IIIa 2'-9 5/16" FOR IIIb	N/A FOR CASES I, II & IV & 3'-7" FOR CASES IIIa, IIIb	(37) & (38B) OR (40), (40A) & (40B) ONLY FOR UP TO ± 72 psf.	(33)
+130*, -140 psf OR LESS	7'-0"	6'-6" DOUBLE DOOR & 3'-4 5/16" SINGLE DOOR	3'-0 5/16"	6'-10 1/2"	2'-2 9/16"	5'-8 1/2"	N/A FOR CASES I, II & IV & 4'-0" FOR CASES IIIa, IIIb	N/A FOR CASES I, II & IV & 5'-11" FOR IIIa 2'-9 5/16" FOR IIIb	N/A FOR CASES I, II & IV & 3'-7" FOR CASES IIIa, IIIb	(37) & (38B) OR (40), (40A) & (40B) ONLY FOR UP TO ± 72 psf.	(33)

† APPLICABLE FOR INSTALLATIONS WHERE WATER INFILTRATION IS NOT REQUIRED OR CANOPY IS PROVIDED.
CANOPY DEFINITION: WHEN CANOPY IS PROVIDED IMMEDIATELY ABOVE THE DOOR LOCATION COVERING THE ENTIRE WIDTH OF DOOR AND PROJECTING OUT A DISTANCE EQUAL OR LARGER THAN THE DOOR HEIGHT, PER FLORIDA BUILDING CODE SECTION 1709.5.2.

* MAX. POSITIVE A.S.D. DESIGN PRESSURE RATING IS 70.0 psf WHERE WATER INFILTRATION RESISTANCE IS REQUIRED. NO CANOPY IS REQUIRED FOR THIS REDUCED LOAD.

HINGE (33) SCHEDULE

DOOR HEIGHT	Qty. OF HINGES (33)
100" OR LESS	MINIMUM 3 HINGES REQUIRED
LARGER THAN 100" UP TO 120"	4 HINGES REQUIRED

LEGEND:

FW= FRAME WIDTH (DOUBLE & SINGLE DOOR)
FH= FRAME HEIGHT (DOUBLE & SINGLE DOOR)
SW= SASH WIDTH (DOUBLE & SINGLE DOOR)
SH= SASH HEIGHT (DOUBLE & SINGLE DOOR)
DLOW= DAY LIGHT OPENING WIDTH (DOUBLE & SINGLE DOOR)

DLOH= DAY LIGHT OPENING HEIGHT (DOUBLE & SINGLE DOOR)
TW= TRANSOM WIDTH (DOUBLE & SINGLE DOOR)
TH= TRANSOM HEIGHT (DOUBLE & SINGLE DOOR)
DLOTW= DAY LIGHT OPENING TRANSOM WIDTH (DOUBLE & SINGLE DOOR)
DLOTH= DAY LIGHT OPENING TRANSOM HEIGHT (DOUBLE & SINGLE DOOR)


FLORIDA BUILDING CODE (HIGH & NON HIGH VELOCITY HURRICANE ZONE)

SERIES JAZZ 7000 COMMERCIAL
OUTSWING ENTRANCE DOOR

W.H. DRAWN BY: 09/19/2023 DATE:
23-219 DRAWING NO.
SHEET 57 OF 58

290 WEST 78 ROAD
HALEAH, FL 33014
PH: (954)226-5555/(305)558-8103
FAX: (305)558-6665
www.givingdws.com

TILECO INC.
TILLIT TESTING & ENGINEERING COMPANY
4355 N.W. 36th St., Ste. 305, VIRGINIA GARDENS, FL 33186
Phone: (305)871-1530 Fax: (305)871-1531
WALTER A. TILLIT JR., P.E.
FLORIDA Lic. # 44167



SCHEDULE 2: MAX. ANCHOR* SPACING "S" FOR ATTACHMENT OF HEADER & JAMBS AT TRANSOM TO EXISTING STRUCTURE GIVEN A.S.D. DESIGN WIND LOAD AND TRANSOM WIDTH (TW) OPTIONAL SYSTEM # 2

MAX. ASD PRESSURE RATING (psf)	TRANSOM WIDTH (TW) (ft-in)	MAX. ANCHOR SPACING "S" FOR 1/4" SHIM SPACE	
		CONCRETE, CONC. BLOCK, STEEL OR ALUMINUM	WOOD
47.0 OR LESS	3'-5" MAX. 6'-6" MAX.	15" O.C. 15" O.C.	15" O.C. 15" O.C.
50.0	3'-5" MAX. 6'-6" MAX.	15" O.C. 15" O.C.	15" O.C. 15" O.C.
60.0	3'-5" MAX. 6'-6" MAX.	15" O.C. 15" O.C.	15" O.C. 15" O.C.
70.0	3'-5" MAX. 6'-6" MAX.	15" O.C. 15" O.C.	15" O.C. 15" O.C.
80.0	3'-5" MAX. 6'-6" MAX.	12" O.C. 12" O.C.	12" O.C. 12" O.C.
90.0	3'-5" MAX. 6'-6" MAX.	9" O.C. 9" O.C.	9" O.C. 9" O.C.
100.0	3'-5" MAX. 6'-6" MAX.	9" O.C. 9" O.C.	9" O.C. 9" O.C.
110.0	3'-5" MAX. 6'-6" MAX.	9" O.C. 9" O.C.	9" O.C. 9" O.C.
120.0	3'-5" MAX. 6'-6" MAX.	9" O.C. 9" O.C.	9" O.C. 9" O.C.
130.0	3'-5" MAX. 6'-6" MAX.	9" O.C. 9" O.C.	9" O.C. 8" O.C.
140.0	3'-5" MAX. 6'-6" MAX.	9" O.C. 9" O.C.	9" O.C. 8" O.C.

* SEE SHEET 1, NOTE 7 FOR ANCHOR SPECIFICATIONS.

SCHEDULE 3: MAX. DESIGN PRESSURE RATING FOR CLUSTER OF ANCHORS * AT HEADER AND SILL OF DOUBLE DOORS FOR DIFFERENT SUBSTRATES AND n= TOTAL NUMBER OF ANCHORS AT CLUSTER OPTIONAL SYSTEM # 2

MAX. DOOR FRAME HEIGHT (ft-in)	MAX. DOOR FRAME WIDTH (ft-in)	MAX. DESIGN PRESSURE RATING (p.s.f.) FOR 1/4" MAX. SHIM SPACE									
		n=4		n=6		n=8		n=10		n=12	
		CONCRETE OR METAL NOTES 7A, 7D, 7E	WOOD NOTE 7C/1	CONCRETE OR METAL NOTES 7A, 7D, 7E	WOOD NOTE 7C/1	CONCRETE OR METAL NOTES 7A, 7D, 7E	WOOD NOTE 7C/1	CONCRETE OR METAL NOTES 7A, 7D, 7E	WOOD NOTE 7C/1	CONCRETE OR METAL NOTES 7A, 7D, 7E	WOOD NOTE 7C/1
7'-0"	6'-0"	107.8	67.4	140.0	101.0	140.0	135.0	140.0	140.0	140.0	140.0
	6'-6"	101.0	62.6	139.5	93.8	140.0	125.3	140.0	140.0	140.0	140.0
7'-6"	6'-0"	100.0	62.7	140.0	94.0	140.0	125.3	140.0	140.0	140.0	140.0
	6'-6"	93.0	58.3	134.0	87.3	140.0	116.4	140.0	137.1	140.0	140.0
8'-0"	6'-0"	94.0	58.9	140.0	86.4	140.0	117.9	140.0	140.0	140.0	140.0
	6'-6"	82.4	54.8	130.5	81.1	140.0	109.5	140.0	133.2	140.0	140.0
8'-6"	6'-0"	88.4	55.4	132.5	83.0	140.0	110.7	140.0	138.4	140.0	140.0
	6'-6"	82.2	51.5	123.2	77.2	140.0	108.9	140.0	255.3	140.0	140.0
9'-0"	6'-0"	83.1	52.1	124.6	78.1	140.0	104.2	140.0	130.2	140.0	140.0
	6'-6"	77.2	48.4	115.8	72.6	140.0	96.9	140.0	121.1	140.0	140.0
9'-6"	6'-0"	78.1	49.5	117.1	74.2	140.0	99.0	140.0	123.7	140.0	140.0
	6'-6"	72.6	46.0	108.9	69.0	137.2	92.0	140.0	115.0	140.0	133.7
10'-0"	6'-0"	74.2	47.0	111.2	70.5	140.0	94.0	140.0	117.6	140.0	140.0
	6'-6"	69.0	43.7	103.4	65.6	134.7	87.4	140.0	109.3	140.0	130.6

FLORIDA BUILDING CODE (HIGH & NON HIGH VELOCITY HURRICANE ZONE)

SERIES JAZS 70000 COMMERCIAL OUTSWING ENTRANCE DOOR

TILECO INC.
TILLIT TESTING & ENGINEERING COMPANY
6355 N.W. 36th St., Ste. 305, VIRGINIA GARDENS, FL 33186
Phone : (305)971-1530, Fax : (305)971-1531
CA-0006719
WALTER A. TILLIT Jr. P.E.
FLORIDA Lic. # 44167

W.H. DRAWN BY: 09/19/2023 DATE:
23-219 DRAWING No.
SHEET 58 OF 58

290 WEST 78 ROAD
HIALEAH, FL 33014
PH: (954)226-5555/(305)558-8103
FAX: (305)558-8665
www.gigawatts.com

REV. NO.	DESCRIPTION	DATE
1	OLD 21-135	10/7/21
2		
3		

